



2025

MEDIA GUIDE

U.S. MEN'S NATIONAL TEAM

U.S. MEN'S NATIONAL TEAM

- 2 USSF Sporting Director Matt Crocker
- 4 USMNT Head Coach Mauricio Pochettino
- 5 USMNT Technical & Support Staff
- 6 USMNT Player Pool

8 USMNT HISTORY

- 9 2024 Final Stats
- 10 2024 Final Results
- 11 Statistics 2023-1991
- 28 All-Time Results
- 44 All-Time Lineups
- 63 All-Time Head Coaches & Records
- 64 All-Time Head-to-Head Results
- 71 Venues & Stadiums by State
- 85 Year-by-Year Record

86 ALL-TIME RECORDS

- 87 All-Time Player Caps
- 95 All-Time Player Register
- 123 All-Time Individual Leaders
- 125 All-Time Attendance Records
- 129 All-Time Team Records
- 133 All-Time Miscellaneous Records

137 USMNT WORLD CUP HISTORY

- 138 All-Time USMNT World Cup Results
- 145 All-Time USMNT Player Stats
- 152 All-Time USMNT World Cup Caps
- 153 All-Time USMNT World Cup Leaders
- 154 Past World Cup Results & History
- 155 All-Time USMNT World Cup Qualifying Caps
- 158 All-Time USMNT World Cup Qualifying Goals
- 159 All-Time USMNT World Cup Qualifying Assists
- 160 All-Time USMNT World Cup Qualifying Cycles

161 USMNT PROGRAMS

- 162 U.S. Men's Youth National Teams
- 163 U.S. Soccer Talent ID Center Program
- 164 Talent ID Staff
- 166 U.S. Men's Youth National Team Coaches
- 170 Under-23 Men's National Team
- 172 Under-20 Men's National Team
- 178 Under-19 Men's National Team
- 179 Under-18 Men's National Team
- 180 Under-17 Men's National Team

- 189 Under-16 Men's National Team
- 191 Under-15 Men's National Team
- 193 Under-14 Talent ID Program
- 194 Extended National Teams
- 196 U.S. Men's Beach Soccer National Team
- 209 U.S. Men's Futsal National Team
- 219 U.S. Men's Cerebral Palsy National Team
- 225 U.S. Men's Deaf Soccer National Team
- 229 U.S. Power Soccer National Team

234 COMPETITIONS

- 235 FIFA World Championships
- 242 FIFA Confederations Cup
- 245 U.S. Olympic History
- 258 Copa America
- 262 Concacaf Gold Cup
- 279 Concacaf Nations League
- 284 Lamar Hunt U.S. Open Cup

291 U.S. SOCCER HISTORY & INFORMATION

- 292 U.S. Soccer President Cindy Parlow Cone
- 294 U.S. Soccer CEO / Sec. Gen. JT Batson
- 296 U.S. Soccer Board of Directors / Past Presidents
- 297 Referee Program
- 299 Coaching Department
- 302 Arthur M. Blank U.S. Soccer National Training Center
- 304 Soccer Forward Foundation
- 305 U.S. Soccer Development Fund
- 306 National Soccer Hall of Fame
- 310 FIFA
- 311 Concacaf
- 312 Leagues & Affiliates
- 318 U.S. Soccer Foundation
- 320 U.S. Soccer Timeline
- 334 U.S. Soccer Player of the Year Awards
- 338 ENT Players of the Year & ADAPTandTHRIVE Awards
- 342 Referee of the Year Awards
- 344 All-Time Team & Individual Awards

348 MEDIA INFORMATION

- 349 U.S. Soccer Communications Contact Info
- 350 Media Guidelines

U.S. SOCCER 2025 USMNT MEDIA GUIDE

The 2025 U.S. Men's National Team Media Guide is a publication of the U.S. Soccer Communications Department. Data in this book is current through Jan. 1, 2025. If you have the USMNT version of the guide and would like a copy of the USWNT version, please contact the U.S. Soccer Communications Department at communications@ussoccer.org or 312-808-1300. A digital version of the media guide is available at ussoccer.com.

U.S. SOCCER COMMUNICATIONS & CONTENT DEPARTMENTS: Michael Allardyce, Ted Bryant, Jeff Crandall, Stuart Drew, Aaron Heifetz, Michael Kammarman, Leah Kennedy, Traci Messier, Catherine Newman, Paola Reyes, Amna Subhan

U.S. SOCCER VIDEO DEPARTMENT: Jen Buglio, Nick Burton, Madeline Crumpler, Brad Fosler, Edwin Hernandez, Patrick Nichols

PHOTOGRAPHY MANAGER FOR U.S. SOCCER: John Todd / International Sports Images

USMNT PHOTOGRAPHER: John Dorton

COVER DESIGN: U.S. Soccer Brand Department

INTERIOR DESIGN & LAYOUT: Jeff Crandall



Matt CROCKER

SPORTING DIRECTOR: U.S. Soccer Federation

Matt Crocker was named as the Sporting Director for the U.S. Soccer Federation on April 25, 2023.

In the first six months of his tenure he oversaw the comprehensive global search for the head coaching positions of both the Men's and Women's senior national teams, utilizing a cutting-edge approach and collaborate process to complete the hirings.

Crocker, who oversees U.S. Soccer's entire Sporting Department and all technical aspects for the Federation, brought 25 years of experience in player development and coaching with proven success at the club, youth and senior international levels.

Crocker, 48, came to U.S. Soccer from his second stint at famed English club Southampton, where he was Director of Football Operations, but before that had a successful run as Head of Development Teams for the England Football Association from 2013-2020.

Crocker's leadership at the English FA coincided with the resurgence of their Youth National Teams. He helped design and implement organizational and development blueprints for both the men and women from the Under-15 girls' and boys' up through the full Men's and Women's National Teams. During his time as the Strategic & Cultural Lead, which included National Teams and Coach Education, England captured both the 2017 FIFA Under-17 and Under-20 World Cup titles. Two years later, England won the UEFA European Under-19 Championship.

Crocker worked closely with the Men's and Women's senior teams with England as part of the FA's Soccer leadership team alongside Gareth Southgate and Mark Sampson. The leadership team led the implementation of the England DNA and strategic plan for success.

His most recent role at Southampton focused on the men's, women's and academy programs. The club has maintained its position in the Premier League for the last 10 years, making it the eighth longest-serving Premier League club on one of the smallest budgets in the league. Their program is renowned for innovation and player development. He also played an important role in the development and success of Southampton FC Women, converting the program from part-time to a fully professional team that has risen from the FA National League to the Women's Championship in recent years. Under his guidance, Southampton became one of a handful of clubs where the men and women utilize the same training facility and match stadium. In December of 2022, he announced his departure from Southampton at the end of the 2022-2023 season.

During his initial tenure at Southampton from 2006-2013 he served as Academy Director and oversaw the development of future international stars like Gareth Bale, Alex Oxlade-Chamberlain, Luke Shaw and James Ward-Prowse. Crocker was fundamental in creating and implementing the 'SFC Playbook', a technical blueprint detailing the playing and training philosophy to support player development through the academy and into the First Team.

Early in his career, from 1999-2005, Crocker was the Academy Director at his hometown club, Cardiff City FC, where he created the academy program, before taking a job as Youth Development Monitor for the English Football League, which governs the three divisions below the English Premier League.

Crocker did his university education at Cardiff Metropolitan University which he earned a degree in Sports Coaching and Physical Education.





Mauricio POCHETTINO

HEAD COACH: U.S. Men's National Team

BORN: March 2, 1972

HOMETOWN: Murphy, Argentina

Highly regarded as one of the top managers in the world, Mauricio Pochettino was appointed head coach of the U.S. Men's National Team in September of 2024 with two years to prepare the team ahead of the 2026 FIFA World Cup being hosted in the United States.

He kicked off his tenure with the MNT securing victories in three of his first four matches, including a pair of wins against Jamaica – home and away – in the Concacaf Nations League Quarterfinals, advancing the U.S. to the final four for the fourth consecutive time.

Pochettino, 52, brings a wealth of managerial experience at the highest levels of club soccer, having coached Tottenham Spurs and Chelsea in the English Premier League as well as French Ligue 1 powerhouse Paris Saint-Germain. In 2019, he led Spurs to the UEFA Champions League Final.

Known to favor a high-pressing, attacking style of soccer, during his career he has coached and mentored some of the top players in the world, including Lionel Messi, Kylian Mbappé, Neymar Jr. and Harry Kane.

A two-time winner of the Copa del Rey in Spain as a player, he earned 20 caps for the Argentina National Team including appearances in all three of their matches in the 2002 FIFA World Cup under then head coach Marcelo Bielsa.

He began his coaching career at Espanyol in January 2009, where he spent three seasons before earning his first job in the English Premier League in January 2013 with Southampton.

In only his second season, he led Saints to the eighth spot in the table, matching their highest Premier League finish. For the 2014/15 season he was appointed manager of Tottenham Hotspur, finishing in fifth place. The next year they jumped to third, returning to the UEFA Champions League for the first time since 2010/11. Spurs remained in the top three for the next two seasons, then memorably reached the UEFA Champions League final where they fell to Liverpool.

Pochettino was appointed head coach of PSG in January of 2021, a club where he made 70 appearances as a player from 2001-03. They reached the semifinal of the Champions League that season and won the Coupe de France, finishing only one point behind Lille in the race for the league championship. The following year PSG succeeded in winning the Ligue 1 title.

He returned to the Premier League with Chelsea ahead of the 2023/24 season, improving on their 12th-place finish the year prior by moving up to sixth by the end of the campaign while reaching the EFL Cup final and the FA Cup semifinal.

The former Argentina international defender started his playing career at Newell's Old Boys in his homeland before moving to Espanyol in Spain at the start of the 1994/95 season.

He joined Paris Saint-Germain in 2001 and represented his country at the 2002 FIFA World Cup, before having a spell at Bordeaux and then returning to Espanyol in 2004, where he retired at the age of 34 after making more than 300 appearances and winning the Copa del Rey twice.

The son of farmers Hector and Amalia in Murphy, Argentina, Mauricio and his wife Karina have two sons, Sebastian and Maurizio.

2025 U.S. Men's National Team Staff

TECHNICAL STAFF

Mauricio Pochettino	Head Coach
Jesús Pérez	Lead Coach
Miguel D'Agostino	Assistant Coach
Tony Jiménez	Goalkeeper Coach
Jack Robinson	Goalkeeper Coach
Eric Laurie	Opposition Scout
Alec Scott	Head Analyst
Emma Thompson	Analyst
Kevin Tosti	Analyst
Brendan Gaffney	Analyst

HIGH PERFORMANCE STAFF

Jordan Webb	Head of Performance
Sebastiano Pochettino	Fitness Coach
Silvia Tuyà	Strength & Conditioning Coach
Steve Fell	Sports Scientist
David Russell	Chef
Mireia Porta	Nutritionist
Jay Short	Nutritionist

ADMINISTRATION

Sam Zapatka	Team Manager
Kristen Washburn	Team Administrator

MEDICAL

Donnie Fuller	Head Athletic Trainer
Derek Lawrance	Athletic Trainer
Harris Patel	Athletic Trainer
Kenny Ishii	Athletic Trainer
Lauren Church	Physical Therapist
Dr. George Chiampas	Team Doctor
Dr. Byron Patterson	Team Doctor

EQUIPMENT

Kyle Robertson	Head Kit Manager
Joe McLean	Assistant Kit Manager

SECURITY

Darin Greene	Security Officer
Jerry Rawlins	Security Officer

COMMUNICATIONS & CONTENT

Michael Kammarman	Director of Communications
Ted Bryant	Content Manager
John Dorton	Photographer
Brian Horne	Videographer
Madeline Crumpler	Videographer

2025 U.S. Men's National Team Player Pool

Name	Pos.	Ht.	Birthdate	C/G	Hometown	Club
Aaronson, Brenden	F	5-10	10/22/00	47/8	Medford, N.J.	Leeds United (ENG)
Aaronson, Paxten	M	5-10	08/26/03	42/2	Medford, N.J.	Utrecht (NED)
Adams, Tyler	M	5-9	02/14/99	42/2	Wappingers Falls, N.Y.	Bournemouth (ENG)
Agyemang, Patrick	F	6-4	11/07/00	0/0	East Hartford, Conn.	Charlotte FC
Balogun, Folarin	F	5-10	07/03/01	17/5	London, England	Monaco (FRA)
Busio, Gianluca	M	5-10	05/28/02	17/1	Greensboro, N.C.	Venezia (ITA)
Callender, Drake	GK	6-2	10/07/97	0/0	Sacramento, Calif.	Inter Miami
Cardoso, Johnny	M	6-0	09/20/01	18/0	Porto Alegre, Brazil	Real Betis (ESP)
Carter-Vickers, Cameron	D	6-1	12/31/97	18/0	Southend-on-Sea, England	Celtic (SCO)
Cowell, Cade	F	6-0	10/14/03	11/1	Ceres, Calif.	Guadalajara (MEX)
de la Torre, Luca	M	5-10	05/23/98	24/1	San Diego, Calif.	San Diego FC
Dest, Sergiño	D	5-9	11/03/00	33/2	Almere, Netherlands	PSV Eindhoven (NED)
Dietz, Maximilian	M	6-2	02/09/02	0/0	Frankfurt, Germany	Greuther Fürth (GER)
Dike, Daryl	F	6-2	06/03/00	10/3	Edmond, Okla.	West Bromwich Albion (ENG)
Downs, Damian	F	6-4	07/06/04	0/0	Werneck, Germany	FC Köln (GER)
Ferreira, Jesús	F	5-8	12/24/00	23/15	McKinney, Texas	Seattle Sounders
Fossey, Marlon	D	5-10	09/09/98	1/0	Los Angeles, Calif.	Standard Liege (BEL)
Fray, Ian	D	6-0	08/31/02	0/0	Coconut Creek, Fla.	Inter Miami
Harriel, Nathan	D	5-11	04/23/01	0/0	Oldsmar, Fla.	Philadelphia Union
Horvath, Ethan	GK	6-4	06/09/95	10/0	Highlands Ranch, Colo.	Cardiff City (WAL)
Jones, DeJuan	D	5-11	06/24/97	8/0	Lansing, Mich.	Columbus Crew
Kochen, Diego	GK	6-2	03/19/06	0/0	Miami, Fla.	FC Barcelona (ESP)
Luna, Diego	M	5-8	09/07/03	1/0	Sunnyvale, Calif.	Real Salt Lake
Maloney, Lennard	M	6-2	10/08/99	2/0	Berlin, Germany	Mainz (GER)
McGlynn, Jack	M	6-0	07/07/03	1/0	Middle Village, N.Y.	Houston Dynamo
McGuire, Duncan	F	6-1	02/05/01	1/0	Omaha, Neb.	Orlando City
McKennie, Weston	M	6-0	08/28/98	58/11	Little Elm, Texas	Juventus (ITA)
McKenzie, Mark	D	6-0	02/25/00	17/0	Bear, Del.	Toulouse (FRA)
Miljevic, Matko	M	5-7	05/09/01	0/0	Miami, Fla.	Huracán (ARG)
Morris, Aidan	M	5-10	11/16/01	9/0	Fort Lauderdale, Fla.	Middlesbrough (ENG)
Morris, Jordan	F	6-0	10/26/94	55/11	Mercer Island, Wash.	Seattle Sounders
Musah, Yunus	M	5-10	11/29/02	45/1	London, England	AC Milan (ITA)
Neal, Jalen	D	6-3	08/24/03	6/0	Lakewood, Calif.	CF Montreal (CAN)
Paredes, Kevin	F/D	5-9	05/07/03	3/0	South Riding, Va.	Wolfsburg (GER)
Pefok, Jordan	F	6-3	04/26/96	9/1	Washington, D.C.	Reims (FRA)
Pepi, Ricardo	F	6-1	01/09/03	33/13	El Paso, Texas	PSV Eindhoven (NED)
Pulisic, Christian	F	5-10	09/18/98	76/32	Hershey, Pa.	AC Milan (ITA)
Ragen, Jackson	D	6-6	09/24/98	0/0	Seattle, Wash.	Seattle Sounders
Ream, Tim	D	6-1	10/05/87	66/1	St. Louis, Mo.	Charlotte FC
Reyna, Gio	F	6-1	11/13/02	31/8	Bedford, N.Y.	Borussia Dortmund (GER)
Richards, Chris	D	6-2	03/28/00	23/1	Birmingham, Ala.	Crystal Palace (ENG)
Robinson, Antonee	D	6-0	08/08/97	50/4	Liverpool, England	Fulham (ENG)
Robinson, Miles	D	6-2	03/14/97	30/3	Arlington, Mass.	FC Cincinnati
Sands, James	M	6-1	07/06/00	7/0	Rye, N.Y.	St. Pauli (GER)
Sargent, Josh	F	6-1	02/20/00	27/5	O'Fallon, Mo.	Norwich City (ENG)
Scally, Joe	D	6-0	12/31/02	19/0	Lake Grove, N.Y.	Borussia Mönchengladbach (GER)
Schulte, Patrick	GK	6-3	03/31/01	2/0	St. Charles, Mo.	Columbus Crew
Steffen, Zack	GK	6-3	04/02/95	29/0	Downingtown, Pa.	Colorado Rapids
Sullivan, Quinn	M	5-11	03/27/04	0/0	Philadelphia, Pa.	Philadelphia Union
Tessmann, Tanner	M	6-2	09/24/01	6/0	Birmingham, Ala.	Olympique Lyon (FRA)
Tillman, Malik	M	6-2	05/28/02	17/0	Nuremberg, Germany	PSV Eindhoven (NED)
Tillman, Timmy	M	6-0	01/04/99	1/0	Nuremberg, Germany	LAFC
Tolkin, John	D	5-7	07/31/02	4/0	Chatham Borough, N.J.	Holstein Kiel (GER)
Trusty, Auston	D	6-3	08/12/98	4/0	Media, Pa.	Celtic (SCO)
Turner, Matt	GK	6-3	06/24/94	49/0	Park Ridge, N.J.	Crystal Palace (ENG)
Vazquez, Brandon	F	6-2	10/14/98	11/4	San Diego, Calif.	Austin FC (USA)
Weah, Tim	F	6-0	02/22/00	42/7	Rosedale, N.Y.	Juventus (ITA)
Wiley, Caleb	D	5-10	12/22/04	3/0	Morningside, Ga.	Watford
Wright, Haji	F	6-3	03/27/98	15/4	Los Angeles, Calif.	Coventry City (ENG)
Yow, Griffin	F	5-9	09/25/02	0/0	Clifton, Va.	Westerlo (BEL)
Zawadzki, Sean	D	6-0	04/21/00	1/0	Olmsted Falls, Ohio	Columbus Crew
Zendejas, Alex	M	5-6	02/07/98	11/1	El Paso, Texas	Club América (MEX)

Caps/Goals as of Jan. 1, 2025



THE U.S. NATIONAL SOCCER TEAM PLAYERS ASSOCIATION

The U.S. National Soccer Team Players Association is the labor organization for all current members of the United States Men's National Soccer Team, the membership organization for all current and former members of the National Team, and an organization dedicated to connecting National Team players to community and charitable activities. Founded in 1996 by the members of the U.S. Men's National Team, the Players Association represents them in collective bargaining with the United States Soccer Federation. Until that time, the players had no unified voice on matters such as the financial and business terms under which players played for the National Team.

The Players founded the Association with a very simple principle: fair and equal treatment for everyone appearing for their National Team. That rationale has carried the Players Association through more than twenty years and the negotiation of four collective bargaining agreements.

The players' unwavering interest in building the sport in this country has helped develop the Players Association as a multi-faceted organization serving not just the interest of its members, but also the wider community of American soccer. The Players Association believes that the best way to grow the game in this country is to build meaningful links from the grassroots to the highest level of American professional soccer, the U.S. National Team program.

OUR MISSION

The primary purpose of the organization and its website is to promote soccer in the United States and the US National Team Players and to help everyone interested or involved in the sport in the U.S.

While the Players Association represents all U.S. Men's National Soccer Team members in their negotiations with the United States Soccer Federation, the goal of the Association is to improve the quality and quantity of soccer in the United States. The Players are encouraging more people to play, watch and involve themselves with soccer at all levels, from the very beginning youth programs, to elite youth soccer, high school and college soccer, adult recreational leagues, professional soccer leagues and the international competitions of the United States Men's National Team and the World Cup.

OUR GOALS

- Reach people interested in soccer
- Encourage, nurture and reward that interest
- Make it easy for those people to expand their connection to the sport
- Give them the information they need to expand their interest and knowledge
- Increase awareness of the US National Team players and all they do to advance the sport and support community and charitable organizations
- Increase the opportunities for all children to experience the joys of playing soccer
- Improve the quality of youth soccer coaching
- Improve the youth soccer environment
- Partner with other significant soccer organizations in the United States
- Encourage players to experience the benefits of playing, watching and being involved in soccer throughout their lifetimes
- Create a soccer community that shares the Players Association's goal of increasing soccer's role and significance in the U.S.
- Capitalize upon the Players' commitment to supporting soccer to help the United States reap the benefits the game can provide throughout our country

Acting Executive Director

Mark Levinstein
mlevinstein@wc.com

General Manager

J Hutcherson
jhutcherson@usnstpa.com

Web Site

www.ussoccerplayers.com

Phone

202-552-1846

MNT HISTORY



2024 USMNT Final Statistics

Full International Record: 6-6-2 (18 GF, 17 GA)

INDIVIDUAL STATISTICS

Player	Pos	GP/GS	MIN	G	A	Y/R	CAREER CAPS/GOALS/ASSISTS
Aaronson, Brenden	F/M	9/4	396	0	0	0/0	47/6/14
Adams, Tyler	M	6/4	276	1	0	1/0	42/2/0
Atencio, Josh	M	1/1	61	0	0	0/0	1/0/0
Bajraktarevic, Esmir	M	1/0	29	0	0	0/0	1/0/0
Balogun, Folarin	F	9/7	536	2	2	1/0	17/5/4
Busio, Gianluca	M	4/2	169	0	0	0/0	17/1/3
Cardoso, Johnny	M	9/3	329	0	0	0/0	18/0/0
Carter-Vickers, Cameron	D	2/0	73	0	0	0/0	18/0/0
Cowell, Cade	F	3/0	33	0	0	0/0	11/1/1
de la Torre, Luca	M	4/0	92	1	0	1/0	24/1/5
Dest, Sergiño	D	1/1	90	0	0	0/0	33/2/5
Fossey, Marlon	D	1/1	90	0	0	0/0	1/0/0
Horvath, Ethan	GK	1/0	45	0	0	0/0	10/0/0
Jackson, Aziel	F	1/0	1	0	0	0/0	1/0/0
Jones, DeJuan	D	1/1	90	0	0	0/0	8/0/3
Kamungo, Bernard	F	1/1	61	0	0	0/0	1/0/0
Luna, Diego	M	1/1	77	0	0	0/0	1/0/0
Lund, Kristoffer	D	4/2	224	0	0	0/0	7/0/0
McGlynn, Jack	M	1/0	29	0	0	0/0	1/0/0
McGuire, Duncan	F	1/0	28	0	0	0/0	1/0/0
McKennie, Weston	M	9/9	770	0	2	3/0	58/11/7
McKenzie, Mark	D	4/4	360	0	0	0/0	17/0/1
Moore, Shaq	D	2/1	66	0	0	0/0	19/1/0
Morris, Aidan	M	5/4	377	0	1	1/0	9/0/1
Musah, Yunus	M	12/9	707	1	11	0/0	45/1/3
Pepi, Ricardo	F	11/4	497	3	0	0/0	33/13/3
Pulisic, Christian	F	12/11	963	4	3	0/0	76/32/18
Ream, Tim	D	11/11	955	0	0	0/0	66/1/4
Reyna, Gio	M	7/6	482	1	2	0/0	31/8/5
Richards, Chris	D	9/9	840	0	0	2/0	23/1/0
Robinson, Antonee	D	11/11	952	0	2	2/0	50/4/8
Robinson, Miles	D	3/3	300	0	0	0/0	30/3/0
Sargent, Josh	F	4/2	154	0	0	0/0	27/5/1
Scally Joe	D	11/11	929	0	0	1/0	19/0/0
Schulte, Patrick	GK	2/2	180	0	0	0/0	2/0/0
Tessmann, Tanner	M	4/2	227	0	0	0/0	6/0/0
Tillman, Malik	M/F	9/3	335	0	0	0/0	17/0/0
Tillman, Timmy	M	1/1	89	0	0	0/0	1/0/0
Tolkin, Joh	D	1/0	29	0	0	0/0	4/0/0
Trusty, Auston	D	2/0	10	0	0	0/0	4/0/0
Vazquez, Brandon	F	3/0	58	0	0	0/0	11/4/0
Weah, Tim	F	7/7	495	2	1	0/1	42/7/5
White, Brian	F	1/1	62	0	0	1/0	1/0/0
Wiley, Caleb	D	2/0	37	0	0	0/0	3/0/0
Zawadzki, Sean	D	1/1	90	0	0	0/0	1/0/0
Zendejas, Alex	F	4/0	55	0	0	1/0	11/1/1
OWN GOAL				2			

TOTALS	14/14	1290	19	15	15/1
OPPONENT TOTALS	14/14	1290	17	6	27/2

GOALKEEPING STATISTICS

Player	GP/GS	MIN	GF	GA	SO	Saves	W-L-D	GAA	Overall Wins
Horvath, Ethan	1/0	45	0	1	0	2	0-1-0	2.00	4
Schulte, Patrick	2/2	180	1	3	0	8	0-2-0	1.50	0
Turner, Matt	12/12	1065	18	14	4	37	6-3-2	1.18	23
TOTALS	14/14	1290	19	18	4	47	6-6-2	1.26	
OPPONENT TOTALS	14/14	1290	18	19	3	32	6-6-2	1.33	

Note: T. Weah sent off against Panama on June 27, 2024.

2024 U.S. Men’s National Team Final Results

Date	Opponent	Result	U.S. Goals	Location	Attendance
Jan. 20	Slovenia	0-1 L	-	San Antonio, Texas	(so) 9,191
March 21	Jamaica &	3-1 W (aet)	OG, Wright (2)	Arlington, Texas	40,926
March 24	Mexico &	2-0 W	Adams, Reyna	Arlington, Texas	59,471
June 8	Colombia	1-5 L	Weah	Landover, Md.	55,494
June 12	Brazil	1-1 D	Pulisic	Orlando, Fla.	60,016
June 24	Bolivia @	2-0 W	Pulisic, Balogun	Arlington, Texas	47,873
June 27	Panama @	1-2 L	Balogun	Atlanta, Ga.	49,145
July 1	Uruguay @	0-1 L	-	Kansas City, Mo.	55,460
Sept. 7	Canada	1-2 L	de la Torre	Kansas City, Kan.	10,523
Sept. 10	New Zealand	1-1 D	Pulisic	Cincinnati, Ohio	15,711
Oct. 12	Panama	2-0 W	Musah, Pepi	Austin, Texas	20,239
Oct. 15	Mexico	0-2 L	-	Guadalajara, Mexico	43,537
Nov. 14	Jamaica &	1-0 W	Pepi	Kingston, Jamaica	25,500
Nov. 18	Jamaica &	4-2 W	Pulisic, OG, Pepi, Weah	St. Louis, Mo.	21,080

& Concacaf Nations League
@ CONMEBOL Copa America

2023 & 2022 USMNT FINAL STATISTICS

2023 USMNT Final Statistics

Full International Record: 10-3-5

INDIVIDUAL STATISTICS

Name	Pos.	GP/GS	Min.	G	A	Y/R
Aaronson, Brenden	F/M	10/3	450	1	3	0/0
Aaronson, Paxton	M	1/1	66	0	0	0/0
Acosta, Kellyn	M	3/2	162	0	0	1/0
Arriola, Paul	F	2/1	107	0	0	0/0
Balogun, Folarin	F	8/8	532	3	2	0/0
Booth, Taylor	F	2/0	44	0	0	0/0
Busio, Gianluca	M	4/4	359	1	2	0/0
Cardoso, Johnny	M	5/1	118	0	0	1/0
Carter-Vickers, Cameron	D	4/2	222	0	0	0/0
Cowell, Cade	F	7/4	389	1	1	1/0
Cremaschi, Benja	M	1/0	19	0	0	0/0
de la Torre, Luca	M	8/3	338	0	2	1/0
Dest, Sergiño	D	9/9	739	0	2	2/2
Dike, Daryl	F	2/1	93	0	0	0/0
Ferreira, Jesús	F	7/7	629	8	0	0/0
Gressel, Julian	D	6/2	220	0	2	0/0
Hoppe, Matthew	F	2/1	117	0	0	0/0
Horvath, Ethan	GK	1/1	90	0	0	0/0
Johnson, Sean	GK	3/3	270	0	0	0/0
Jones, DeJuan	D	7/5	536	0	3	0/0
Long, Aaron	D	6/4	335	0	0	0/0
Lund, Kristoffer	D	3/2	189	0	0	0/0
Maloney, Lennard	M	2/0	26	0	0	0/0
McKenzie, Weston	M	8/7	598	2	2	0/1
McKenzie, Mark	D	3/1	135	0	0	0/0
Miazga, Matt	D	6/2	339	0	0	0/0
Mihailovic, Djordje	M	5/4	377	2	2	0/0
Morris, Aidan	M	4/2	240	0	0	1/0
Morris, Jordan	F	4/2	220	0	1	0/0
Musah, Yunus	M	10/9	809	0	0	2/0
Neal, Jalen	D	6/4	408	0	0	1/0
Paredes, Kevin	D	3/1	92	0	0	0/0
Pepi, Ricardo	F	10/2	364	7	0	0/0
Pulisic, Christian	F	8/8	588	6	3	1/0
Ream, Tim	D	5/5	450	0	0	0/0
Reyna, Gio	M	8/8	478	3	2	0/0
Reynolds, Bryan	D	5/5	419	1	0	0/0
Richards, Chris	D	6/6	453	1	0	2/0
Robinson, Antonee	D	6/6	531	2	1	1/0
Robinson, Miles	D	7/7	615	0	0	2/0
Rogers, Sam	D	1/0	18	0	0	0/0
Roldan, Cristian	M	5/1	171	0	1	0/0
Sabbi, Emmanuel	F	1/0	24	0	0	1/0
Sands, James	M	6/6	566	0	0	0/0
Scally, Joe	D	5/3	308	0	0	1/0
Slonina, Gaga	GK	1/1	90	0	0	0/0
Soñora, Alan	M	5/2	239	0	0	1/0
Tillman, Malik	M	4/2	171	0	0	0/0
Tolkin, John	D	3/2	179	0	0	0/0
Trusty, Auston	D	2/1	101	0	1	0/0
Turner, Matt	GK	13/13	1230	0	0	1/0
Vazquez, Brandon	F	8/3	337	4	0	0/0
Weah, Tim	F	6/6	471	1	2	0/0
Wiley, Caleb	D	1/0	1	0	0	0/0
Williamson, Eryk	M	2/1	123	0	0	0/0
Yedlin, DeAndre	D	4/2	250	0	0	0/0
Zendejas, Alex	F	7/6	456	1	1	0/0
Zimmerman, Walker	D	4/4	295	0	0	1/0
OWN GOAL				1		

TOTALS	18/18	1620	47	31	21/3
OPPONENT TOTALS	18/18	1620	13	7	31/3

GOALKEEPING STATISTICS

Name	GP/GS	Min.	GF / GA / SO	GAA	W-L-D
Horvath, Ethan	1/1	90	4 / 0 / 1	0.00	1-0-0
Johnson, Sean	3/3	270	7 / 1 / 2	0.33	1-0-2
Slonina, Gaga	1/1	90	0 / 2 / 0	2.00	0-1-0
Turner, Matt	13/13	1230	35 / 10 / 7	0.73	8-2-3

TOTALS	18/18	1620	47 / 13 / 10	0.72	10-3-5
OPPONENT TOTALS	18/18	1620	13 / 47 / 1	2.61	3-10-5

2022 USMNT Final Statistics

Full International Record: 6-4-6

INDIVIDUAL STATISTICS

Name	Pos.	GP/GS	Min.	G	A	Y/R
Aaronson, Brenden	F	13/4	499	1	1	0/0
Acosta, Kellyn	M	10/5	557	0	2	1/0
Adams, Tyler	M	14/14	1131	0	0	3/0
Arriola, Paul	F	6/2	264	2	2	0/1
Bello, George	D	1/0	30	0	0	0/0
Busio, Gianluca	M	1/0	19	0	0	0/0
Cannon, Reggie	D	6/4	419	0	1	2/0
Cardoso, Johnny	M	1/0	23	0	0	0/0
Carter-Vickers, Cameron	D	4/3	306	0	0	0/0
de la Torre, Luca	M	8/4	481	0	2	1/0
Dest, Sergiño	D	8/8	610	0	1	1/0
Ferreira, Jesús	F	11/7	567	5	1	0/0
Horvath, Ethan	GK	1/1	90	0	0	0/0
Johnson, Sean	GK	1/1	90	0	0	0/0
Long, Aaron	D	8/6	409	0	0	2/0
McKenzie, Weston	M	13/11	834	1	0	1/0
McKenzie, Mark	D	2/0	76	0	0	0/0
Moore, Shaq	D	4/1	139	0	0	0/0
Morris, Jordan	F	11/2	251	1	0	0/0
Musah, Yunus	M	12/12	1000	0	0	0/0
Palmer-Brown, Erik	D	2/0	55	0	0	0/0
Pefok, Jordan	F	1/0	30	0	0	0/0
Pepi, Ricardo	F	5/4	277	0	0	0/0
Pulisic, Christian	F	14/13	1055	5	3	1/0
Reyna, Gio	F	7/2	231	0	0	0/0
Richards, Chris	D	2/2	180	0	0	0/0
Ream, Tim	D	4/4	360	0	0	1/0
Robinson, Antonee	D	14/13	1122	1	2	0/0
Robinson, Miles	D	5/5	425	0	0	1/0
Roldan, Cristian	M	2/0	36	0	0	0/0
Sargent, Josh	F	4/2	203	0	0	0/0
Scally, Joe	D	3/1	166	0	0	0/0
Steffen, Zack	GK	3/3	270	0	0	0/0
Tillman, Malik	M	4/0	108	0	0	0/0
Turner, Matt	GK	11/11	990	0	0	0/0
Vines, Sam	D	1/1	90	0	0	0/0
Weah, Tim	F	11/11	786	2	0	2/0
Wright, Haji	F	7/2	254	2	0	0/0
Yedlin, DeAndre	D	6/4	293	0	0	1/0
Zardes, Gyasi	F	2/1	87	0	0	0/0
Zimmerman, Walker	D	14/12	1088	1	1	0/0
OWN GOAL				0		

TOTALS	16/16	1440	21	16	17/1
OPPONENT TOTALS	16/16	1440	12	11	17/1

GOALKEEPING STATISTICS

Name	GP/GS	Min.	GF / GA / SO	GAA	W-L-D
Horvath, Ethan	1/1	90	1 / 1 / 0	1.00	0-0-1
Johnson, Sean	1/1	90	0 / 0 / 1	0.00	0-0-1
Steffen, Zack	3/3	270	5 / 3 / 1	1.00	1-1-1
Turner, Matt	11/11	990	15 / 8 / 7	0.73	5-3-3

TOTALS	16/16	1440	21 / 12 / 9	0.75	6-4-6
OPPONENT TOTALS	16/16	1440	12 / 21 / 6	1.31	4-6-6

2021 & 2020 USMNT FINAL STATISTICS

2021 USMNT Final Statistics

International Record: 17-2-3

INDIVIDUAL STATISTICS

Name	Pos.	GP/GS	Min.	G	A	Y/R
Adams, Tyler	M	1/1	90	0	0	0/0
Altidore, Jozy	F	5/3	264	1	1	1/0
Amon, Jonathan	M	1/0	31	0	0	0/0
Arriola, Paul	M	15/12	1112	3	1	1/0
Baird, Corey	M	4/3	226	0	1	0/0
Boyd, Tyler	F	10/6	510	2	1	0/0
Bradley, Michael	M	9/8	717	0	1	0/0
Brooks, John	D	2/2	180	0	0	0/0
Cannon, Reggie	D	8/6	561	0	1	0/0
Carter-Vickers, Cameron	D	1/0	86	0	0	0/0
Dest, Sergiño	D	3/3	156	0	1	0/0
Ebosisse, Jeremy	M	1/1	66	0	0	0/0
Gonzalez, Omar	D	4/3	271	0	0	0/0
Guzan, Brad	GK	4/4	360	0	0	0/0
Gyau, Joe	F	1/0	18	0	0	0/0
Holmes, Duane	M	2/0	52	0	0	1/0
Horvath, Ethan	GK	1/1	90	0	0	0/0
Johnson, Sean	GK	3/2	196	0	0	0/0
Lewis, Jonathan	M	5/1	126	0	2	0/0
Lima, Nick	D	9/6	596	0	3	0/0
Lletget, Sebastian	M	8/2	333	1	1	0/0
Long, Aaron	D	14/14	1190	3	1	1/0
Lovitz, Daniel	D	13/6	635	0	0	1/0
McKennie, Weston	M	12/12	948	5	3	3/0
Miazga, Matt	D	7/7	612	0	0	0/0
Mihailovic, Djordje	M	5/4	321	1	0	0/0
Morales, Alfredo	M	3/1	131	0	0	1/0
Morris, Jordan	F	14/9	779	5	6	0/0
Pomnykal, Paxton	M	1/0	5	0	0	0/0
Pulisic, Christian	M	11/10	762	5	3	0/0
Ramirez, Christian	F	2/0	18	1	0	0/0
Ream, Tim	D	14/14	1210	0	2	0/0
Robinson, Antonee	D	1/1	80	0	0	0/0
Robinson, Miles	D	2/0	57	0	0	0/0
Roldan, Cristian	M	14/10	951	0	0	0/0
Sargent, Josh	F	6/5	458	3	0	1/0
Steffen, Zack	GK	11/11	974	0	0	0/0
Trapp, Wil	M	9/6	490	0	0	1/0
Yedlin, DeAndre	D	5/3	250	0	0	0/0
Yueill, Jackson	M	6/5	420	0	0	0/0
Zardes, Gyasi	M	15/10	884	6	1	0/0
Zimmerman, Walker	D	7/6	553	1	0	2/0
OWN GOAL				1		

TOTALS	18/18	1530	38	29	13/0
OPPONENT TOTALS	18/18	1530	14	11	22/0

GOALKEEPING STATISTICS

Name	GP/GS	Min.	GF / GA / SO	GAA	W-L-T
Guzan, Brad	4/4	360	16 / 2 / 2	0.50	3-0-1
Horvath, Ethan	1/1	90	1 / 1 / 0	1.00	0-0-1
Johnson, Sean	3/2	196	4 / 0 / 2	0.00	2-0-0
Steffen, Zack	11/11	974	17 / 11 / 4	1.02	6-5-0

TOTALS	18/18	1620	38 / 14 / 8	0.78	11-5-2
OPPONENT TOTALS	18/18	1530	14 / 38 / 4	2.24	5-11-2

Note: U.S. goal total includes own goal scored by Cuba on Oct. 11, 2019

2020 USMNT Final Statistics

Full International Record: 17-2-3

INDIVIDUAL STATISTICS

Name	Pos.	GP/GS	Min.	G	A	Y/R
Aaronson, Brenden	M	2/2	156	1	1	0/0
Acosta, Kellyn	M	1/0	22	0	0	0/0
Adams, Tyler	M	2/2	133	0	0	0/0
Akinola, Ayo	F	1/1	74	1	0	0/0
Araujo, Julian	D	1/1	74	0	1	0/0
Arriola, Paul	M	2/2	148	1	0	0/0
Brooks, John	D	1/1	90	0	0	0/0
Cannon, Reggie	D	3/2	183	0	1	0/0
Cardoso, Johnny	M	2/0	47	0	0	0/0
de la Fuente, Konrad	F	1/1	71	0	0	0/0
Dest, Sergiño	D	2/2	177	0	0	0/0
Duncan, Kyle	D	1/0	16	0	0	0/0
Farfan, Marco	D	1/0	45	0	0	0/0
Ferreira, Jesús	F	1/1	63	0	0	0/0
Gasper, Chase	D	1/0	13	0	0	0/0
Gioacchini, Nicholas	F	2/1	88	2	0	1/0
Hamid, Bill	GK	2/1	104	0	0	0/0
Johnson, Sean	GK	1/1	76	0	0	0/0
Ledezma, Richy	M	1/0	22	0	2	0/0
Lewis, Jonathan	M	1/0	17	0	0	0/0
Llanez, Ulysses	F	3/2	154	1	0	1/0
Lletget, Sebastian	M	4/3	259	2	1	0/0
Long, Aaron	D	2/2	146	0	0	0/0
McKennie, Weston	M	2/2	180	0	0	1/0
McKenzie, Mark	D	2/1	117	0	0	0/0
Miazga, Matt	D	2/2	170	0	1	0/0
Mihailovic, Djordje	M	1/0	16	0	0	0/0
Mueller, Chris	F	1/1	90	2	1	0/0
Musah, Yunus	M	2/2	155	0	0	0/0
Otasowie, Owen	M	1/0	3	0	0	0/0
Ream, Tim	D	1/1	90	0	0	0/0
Reyna, Gio	F	2/2	147	1	0	0/0
Richards, Chris	D	1/0	10	0	0	0/0
Robinson, Antonee	D	1/1	90	0	0	0/0
Servania, Brandon	M	1/0	24	0	0	0/0
Soto, Sebastian	F	2/0	45	2	0	0/0
Steffen, Zack	GK	2/2	180	0	0	0/0
Vines, Sam	D	2/2	122	0	0	0/0
Weah, Tim	F	2/0	39	0	0	0/0
Yueill, Jackson	M	2/2	180	0	1	0/0
Zardes, Gyasi	M	1/0	27	0	0	0/0
Zimmerman, Walker	D	2/1	97	0	0	0/0
OWN GOAL			0			

TOTALS	4/4	360	13	9	6/0
OPPONENT TOTALS	4/4	360	2	2	6/0

GOALKEEPING STATISTICS

Name	GP/GS	Min.	GF / GA / SO	GAA	W-L-T
Hamid, Bill	2/1	104	6 / 0 / 1	1-0-0	0.00
Johnson, Sean	1/1	76	1 / 0 / 0	1-0-0	0.00
Steffen, Zack	2/2	180	6 / 2 / 1	1-0-1	1.00

TOTALS	4/4	360	13 / 2 / 2	3-0-1	0.50
OPPONENT TOTALS	4/4	360	2 / 13 / 1	0-3-1	3.25

2019 USMNT Final Statistics

International Record: 11-5-2

INDIVIDUAL STATISTICS

Name	Pos.	GP/GS	Min.	G	A	Y/R
Adams, Tyler	M	1/1	90	0	0	0/0
Altidore, Jozy	F	5/3	264	1	1	1/0
Amon, Jonathan	M	1/0	31	0	0	0/0
Arriola, Paul	M	15/12	1112	3	1	1/0
Baird, Corey	M	4/3	226	0	1	0/0
Boyd, Tyler	F	10/6	510	2	1	0/0
Bradley, Michael	M	9/8	717	0	1	0/0
Brooks, John	D	2/2	180	0	0	0/0
Cannon, Reggie	D	8/6	561	0	1	0/0
Carter-Vickers, Cameron	D	1/0	86	0	0	0/0
Dest, Sergiño	D	3/3	156	0	1	0/0
Ebobisse, Jeremy	M	1/1	66	0	0	0/0
Gonzalez, Omar	D	4/3	271	0	0	0/0
Guzan, Brad	GK	4/4	360	0	0	0/0
Gyau, Joe	F	1/0	18	0	0	0/0
Holmes, Duane	M	2/0	52	0	0	1/0
Horvath, Ethan	GK	1/1	90	0	0	0/0
Johnson, Sean	GK	3/2	196	0	0	0/0
Lewis, Jonathan	M	5/1	126	0	2	0/0
Lima, Nick	D	9/6	596	0	3	0/0
Lletget, Sebastian	M	8/2	333	1	1	0/0
Long, Aaron	D	14/14	1190	3	1	1/0
Lovitz, Daniel	D	13/6	635	0	0	1/0
McKenzie, Weston	M	12/12	948	5	3	3/0
Miazga, Matt	D	7/7	612	0	0	0/0
Mihailovic, Djordje	M	5/4	321	1	0	0/0
Morales, Alfredo	M	3/1	131	0	0	1/0
Morris, Jordan	F	14/9	779	5	6	0/0
Pomykal, Paxton	M	1/0	5	0	0	0/0
Pulisic, Christian	M	11/10	762	5	3	0/0
Ramirez, Christian	F	2/0	18	1	0	0/0
Ream, Tim	D	14/14	1210	0	2	0/0
Robinson, Antonee	D	1/1	80	0	0	0/0
Robinson, Miles	D	2/0	57	0	0	0/0
Roldan, Cristian	M	14/10	951	0	0	0/0
Sargent, Josh	F	6/5	458	3	0	1/0
Steffen, Zack	GK	11/11	974	0	0	0/0
Trapp, Wil	M	9/6	490	0	0	1/0
Yedlin, DeAndre	D	5/3	250	0	0	0/0
Yueill, Jackson	M	6/5	420	0	0	0/0
Zardes, Gyasi	M	15/10	884	6	1	0/0
Zimmerman, Walker	D	7/6	553	1	0	2/0
OWN GOAL				1		

TOTALS	18/18	1530	38	29	13/0
OPPONENT TOTALS	18/18	1530	14	11	22/0

GOALKEEPING STATISTICS

Name	GP/GS	Min.	GF / GA / SO	GAA	W-L-T
Guzan, Brad	4/4	360	16 / 2 / 2	0.50	3-0-1
Horvath, Ethan	1/1	90	1 / 1 / 0	1.00	0-0-1
Johnson, Sean	3/2	196	4 / 0 / 2	0.00	2-0-0
Steffen, Zack	11/11	974	17 / 11 / 4	1.02	6-5-0

TOTALS	18/18	1620	38 / 14 / 8	0.78	11-5-2
OPPONENT TOTALS	18/18	1530	14 / 38 / 4	2.24	5-11-2

Note: U.S. goal total includes own goal scored by Cuba on Oct. 11, 2019

2018 USMNT Final Statistics

International Record: 3-5-3

INDIVIDUAL STATISTICS

Name	Pos.	GP/GS	Min.	G	A	Y/R
Acosta, Kellyn	M	6/4	392	1	1	1/0
Adams, Tyler	M	8/7	658	1	0	1/0
Agudelo, Juan	F	1/0	21	0	0	0/0
Amon, Jonathan	M	1/1	55	0	0	0/0
Arriola, Paul	M	2/1	100	0	0	0/0
Bono, Alex	GK	1/1	90	0	0	0/0
Bradley, Michael	M	2/1	101	0	0	0/0
Brooks, John	D	3/3	270	0	0	0/0
Cannon, Reggie	D	2/2	161	0	0	1/0
Carter-Vickers, Cameron	D	6/6	511	0	0	2/0
Corona, Joe	M	3/1	91	0	1	2/0
de la Torre, Luca	M	1/0	13	0	0	0/0
Delgado, Marky	M	6/3	268	0	0	0/0
Gall, Romain	M	1/0	7	0	0	0/0
Gooch, Lynden	M	1/0	17	0	0	0/0
Green, Julian	M	7/4	381	1	0	0/0
Guzan, Brad	GK	2/2	180	0	0	0/0
Hamid, Bill	GK	2/2	135	0	0	0/0
Horvath, Ethan	GK	1/1	90	0	0	0/0
Lichaj, Eric	D	2/2	130	0	0	0/0
Lletget, Sebastian	M	2/0	21	0	0	0/0
Long, Aaron	D	2/2	180	0	0	0/0
McKenzie, Weston	M	6/6	460	0	0	2/0
Miazga, Matt	D	7/7	597	0	1	1/0
Moore, Shaq	D	5/3	243	0	0	2/0
Morris, Jordan	F	1/1	90	0	0	0/0
Morrow, Justin	D	1/1	90	0	0	1/0
Nagbe, Darlington	M	1/1	89	0	0	0/0
Novakovich, Andrija	F	3/0	52	0	0	0/0
Olosunde, Matt	D	1/0	19	0	0	0/0
Opara, Ike	D	1/1	90	0	0	0/0
Palmer-Brown, Erik	D	2/1	123	0	0	0/0
Parker, Tim	D	2/1	119	0	0	0/0
Parks, Keaton	M	1/0	28	0	0	0/0
Picault, Fafa	M	1/0	32	0	0	0/0
Polster, Matt	D	1/1	90	0	0	0/0
Pulisic, Christian	M	3/3	262	0	0	0/0
Robinson, Antonee	D	6/4	372	0	2	1/0
Roldan, Cristian	M	4/1	82	0	0	0/0
Rowe, Kelyn	M	1/0	45	0	0	0/0
Rubin, Rubio	M	4/2	180	0	0	0/0
Saief, Kenny	M	3/2	139	0	0	0/0
Sapong, C.J.	F	1/1	45	0	0	0/0
Sargent, Josh	F	6/3	266	2	0	0/0
Steffen, Zack	GK	6/5	495	0	0	0/0
Sweat, Ben	D	2/1	105	0	0	0/0
Trapp, Wil	M	9/8	714	0	0	0/0
Villafaña, Jorge	D	6/3	292	0	0	0/0
Weah, Tim	M	8/6	512	1	1	2/0
Wood, Bobby	F	9/6	520	3	0	1/0
Yedlin, DeAndre	D	8/5	455	0	0	2/0
Zardes, Gyasi	M	3/2	145	0	0	0/0
Zimmerman, Walker	D	3/3	270	1	0	0/0

Totals	11/11	990	10	6	19/0
Opponent Totals	11/11	990	14	13	14/1

GOALKEEPING STATISTICS

Name	GP/GS	Min.	GF / GA / SO	GAA	W-L-T
Bono, Alex	1/1	90	3 / 0 / 1	1-0-0	0.00
Guzan, Brad	2/2	180	1 / 4 / 0	0-1-1	2.00
Hamid, Bill	2/2	135	1 / 2 / 0	0-0-1	1.33
Horvath, Ethan	1/1	90	0 / 1 / 0	0-1-0	1.00
Steffen, Zack	6/5	495	5 / 7 / 2	2-2-1	1.27

Totals	11/11	990	10 / 14 / 3	3-5-3	1.27
Opponent Totals	11/11	990	14 / 10 / 4	5-3-3	0.91

2017 & 2016 USMNT FINAL STATISTICS

2017 USMNT Final Statistics

International Record: 10-2-7

INDIVIDUAL STATISTICS

Name	Pos.	GP/GS	Min.	G	A	Y/R
Acosta, Kellyn	M	13/8	765	1	0	3/0
Adams, Tyler	M	1/1	90	0	0	0/0
Agudelo, Juan	F	6/3	282	0	0	0/0
Altidore, Jozy	F	11/10	854	4	3	2/0
Arriola, Paul	F	12/8	618	0	1	1/0
Beasley, DaMarcus	D	3/2	156	0	0	1/0
Bedoya, Alejandro	M	11/3	428	0	3	1/0
Besler, Matt	D	8/8	720	0	0	1/0
Bingham, David	GK	1/0	45	0	0	0/0
Birnbaum, Steve	D	2/2	180	0	0	0/0
Bradley, Michael	M	14/13	1198	2	1	0/0
Brooks, John	D	4/4	261	0	0	0/0
Cameron, Geoff	D	6/5	401	0	0	1/0
Carter-Vickers, Cameron	D	1/0	45	0	0	0/0
Corona, Joe	M	3/3	199	1	0	1/0
Dempsey, Clint	F	11/6	632	5	4	1/0
Dwyer, Dom	F	4/3	253	2	0	0/0
Evans, Brad	D	1/0	22	0	0	0/0
Feilhaber, Benny	M	3/1	81	0	1	0/0
Garza, Greg	D	1/1	69	0	0	0/0
Gooch, Lynden	M	1/0	31	0	0	0/0
Gonzalez, Omar	D	13/11	1037	2	0	2/0
Guzan, Brad	GK	5/5	450	0	0	0/0
Hamid, Bill	GK	2/1	135	0	0	0/0
Hedges, Matt	D	4/3	304	0	0	0/0
Horvath, Ethan	GK	1/1	45	0	0	0/0
Howard, Tim	GK	10/10	900	0	0	1/0
Johnson, Fabian	M	3/3	227	0	1	0/0
Jones, Jermaine	M	2/2	120	0	0	0/0
Kljestan, Sacha	M	1/1	77	0	0	1/0
Lichaj, Eric	D	3/3	239	1	1	0/0
Lletget, Sebastian	M	3/2	153	1	0	0/0
Marshall, Chad	D	1/1	90	0	0	0/0
McCarty, Dax	M	8/4	376	0	0	0/0
McKennie, Weston	M	1/1	84	1	0	0/0
Miazga, Matt	D	2/2	180	1	0	0/0
Morris, Jordan	F	11/4	469	4	1	0/0
Morrow, Justin	D	2/2	180	0	0	1/0
Nagbe, Darlington	M	14/11	1052	0	0	1/0
Pontius, Chris	M	5/2	209	0	0	0/0
Pulisic, Christian	M	9/9	773	6	4	0/0
Ream, Tim	D	5/3	317	0	0	0/0
Rimando, Nick	GK	1/1	90	0	0	0/0
Robles, Luis	GK	1/1	45	0	0	0/0
Roldan, Cristian	M	1/1	90	0	0	0/0
Rowe, Kelyn	M	3/3	193	1	1	0/0
Saief, Kenny	M	1/0	19	0	0	0/0
Sapong, CJ	F	1/1	77	0	1	0/0
Villafaña, Jorge	D	15/13	1173	0	1	1/0
Williams, Danny	M	1/1	90	0	0	0/0
Wood, Bobby	F	7/6	463	2	0	0/0
Yedlin, DeAndre	D	6/6	539	0	1	1/0
Zardes, Gyasi	M	6/2	231	0	1	1/0
Zimmerman, Walker	D	1/1	90	0	0	0/0
Zusi, Graham	D	13/10	878	0	1	1/0
Own Goal				1		

Totals	19/19	1710	34	26	21/0
Opponent Totals	19/19	1710	14	11	26/2

GOALKEEPING STATISTICS

Name	GP/GS	Min.	GF / GA / SO	GAA	W-L-T
Bingham, David	1/0	45	1 / 0 / 0	0.00	1-0-0
Guzan, Brad	5/5	450	8 / 6 / 0	1.20	2-0-3
Hamid, Bill	2/1	135	3 / 0 / 1	0.00	1-0-0
Horvath, Ethan	1/1	45	1 / 1 / 0	2.00	0-0-1
Howard, Tim	10/10	900	21 / 7 / 5	0.70	6-2-2
Rimando, Nick	1/1	90	0 / 0 / 1	0.00	0-0-1
Robles, Luis	1/1	45	0 / 0 / 0	0.00	0-0-0

Totals	19/19	1710	34 / 14 / 7	0.74	10-2-7
Opponent Totals	19/19	1710	14 / 34 / 2	1.79	2-10-7

2016 USMNT Final Statistics

Full International Record: 12-6-1

INDIVIDUAL STATISTICS

Name	Pos.	GP/GS	Min.	G	A	Pts	Y/R
Acosta, Kellyn	D	4/4	283	0	0	0	0/0
Agudelo, Juan	F	1/0	13	0	0	0	0/0
Altidore, Jozy	F	10/8	709	6	2	14	2/0
Arriola, Paul	F	3/1	137	2	1	5	0/0
Beckerman, Kyle	M	7/6	317	0	0	0	0/0
Bedoya, Alejandro	M	11/10	765	0	3	3	2/0
Besler, Matt	D	10/9	768	1	0	2	3/0
Bingham, David	GK	2/1	135	0	0	0	0/0
Birnbaum, Steve	D	8/5	482	1	1	3	0/0
Boyd, Terrence	F	1/0	3	0	0	0	0/0
Bradley, Michael	M	17/17	1500	0	3	3	3/0
Brooks, John	D	11/11	887	1	0	2	2/0
Cameron, Geoff	D	12/12	1080	1	0	2	0/0
Castillo, Edgar	D	2/2	180	0	0	0	0/0
Chandler, Timmy	D	3/2	208	0	0	0	2/0
Dempsey, Clint	F	10/10	769	4	4	12	0/0
Diskerd, Mix	M	2/1	122	0	0	0	0/0
Evans, Brad	M	1/1	45	0	0	0	0/0
Finlay, Ethan	M	3/1	83	0	1	1	0/0
Gonzalez, Omar	D	5/5	425	0	0	0	0/0
Gooch, Lynden	M	2/0	53	0	0	0	0/0
Green, Julian	F	3/2	195	2	0	4	0/0
Guzan, Brad	GK	12/11	996	0	0	0	1/0
Horvath, Ethan	GK	1/1	90	0	0	0	0/0
Howard, Tim	GK	5/4	354	0	0	0	0/0
Hyndman, Emerson	M	1/0	45	0	0	0	0/0
Johnson, Fabian	D	12/11	997	0	2	2	1/0
Jones, Jermaine	M	11/11	862	1	1	3	3/1
Kiesewetter, Jerome	F	2/0	46	0	0	0	0/0
Kitchen, Perry	M	3/2	109	0	0	0	0/0
Kljestan, Sacha	M	5/3	271	2	2	6	0/0
Lichaj, Eric	D	1/0	28	0	0	0	0/0
Miazga, Matt	D	1/0	45	0	0	0	0/0
Morales, Alfredo	M	1/1	90	0	0	0	0/0
Morris, Jordan	F	5/1	184	0	0	0	0/0
Nagbe, Darlington	M	8/0	228	1	1	3	1/0
Nguyen, Lee	M	2/1	150	0	0	0	0/0
Orozco, Michael	D	9/7	517	1	0	2	2/1
Picault, Fabrice	F	1/0	20	0	0	0	0/0
Pulisic, Christian	M	11/4	471	3	2	8	0/0
Ream, Tim	D	1/1	62	1	0	2	0/0
Robles, Luis	GK	1/1	90	0	0	0	0/0
Stanko, Caleb	M	1/0	19	0	0	0	0/0
Tchani, Tony	M	1/0	20	0	0	0	0/0
Trapp, Wil	M	1/0	13	0	0	0	0/0
Vincent, Brandon	D	1/0	45	0	0	0	0/0
Williams Danny	M	3/2	139	0	0	0	0/0
Wondolowski, Chris	F	4/2	122	1	1	3	1/0
Wood, Bobby	F	15/14	1144	4	2	10	2/0
Yarbrough, William	GK	1/1	45	0	0	0	0/0
Yedlin, DeAndre	D	14/12	1054	0	0	0	3/1
Zardes, Gyasi	F	12/11	882	3	3	9	0/0
Zusi, Graham	M	10/5	430	2	0	4	0/0

Totals	19/19	1710	37	29	103	28/3
Opponent Totals	19/19	1710	20	12	52	30/2

GOALKEEPING STATISTICS

Name	GP/GS	Min.	GF / GA / SO	GAA	W-L-T
Bingham, David	2/1	135	1 / 1 / 1	0.67	1-1-1
Guzan, Brad	12/11	996	25 / 13 / 6	1.17	8-4-0
Horvath, Ethan	1/1	90	2 / 0 / 1	0.00	1-0-0
Howard Tim	5/4	354	5 / 4 / 1	1.02	1-2-0
Robles, Luis	1/1	90	3 / 2 / 0	2.00	1-0-0
Yarbrough, William	1/1	45	1 / 0 / 0	0.00	1-0-0

Totals	19/19	1710	37 / 20 / 9	1.0512	6-1
Opponent Totals	19/19	1710	20 / 37 / 3	1.956	12-1

2015 & 2014 USMNT FINAL STATISTICS

2015 USMNT Final Statistics

Full International Record: 10-6-4

INDIVIDUAL STATISTICS

Name	Pos.	GP/GS	Min.	G	A	Pts	Y/R
Agudelo, Juan	F	2/1	71	1	0	2	0/0
Altdiore, Jozy	F	13/13	914	6	2	14	3/1
Alvarado, Ventura	D	13/8	866	0	0	0	2/0
Beasley, DaMarcus	D	2/1	150	0	0	0	0/0
Beckerman, Kyle	M	9/7	588	0	0	0	2/0
Bedoya, Alejandro	M	7/7	437	0	1	1	0/0
Besler, Matt	D	6/5	509	0	1	1	1/0
Birnbaum, Steve	D	1/1	90	0	0	0	0/0
Bradley, Michael	M	18/18	1668	3	6	12	4/0
Brooks, John	D	10/10	871	1	0	2	3/0
Cameron, Geoff	D	6/5	435	2	0	4	0/0
Chandler, Timmy	D	9/9	766	1	2	4	3/0
Corona, Joe	M	3/2	210	0	0	0	0/0
Dempsey, Clint	F	10/8	823	9	0	18	0/0
Diskerud, Mix	M	11/6	600	1	1	3	1/0
Evans, Brad	M	8/3	410	0	1	1	1/0
Garza, Greg	D	4/3	246	0	0	0	0/0
Gil, Luis	M	1/0	10	0	0	0	0/0
Gonzalez, Omar	D	6/6	450	1	0	2	0/0
Gordon, Alan	F	1/0	18	0	0	0	0/0
Guzan, Brad	GK	13/13	1230	0	0	0	0/0
Hedges, Matt	D	1/0	19	0	0	0	0/0
Howard, Tim	GK	2/2	180	0	0	0	0/0
Ibarra, Miguel	M	2/1	123	0	0	0	0/0
Johannsson, Aron	F	10/7	619	2	1	5	0/0
Johnson, Fabian	M	13/12	968	1	2	4	1/0
Johnson, Sean	GK	1/0	45	0	0	0	0/0
Jones, Jermaine	M	8/8	667	0	1	1	3/0
Kitchen, Perry	D	2/0	47	0	0	0	0/0
Miazga, Matt	D	1/0	27	0	0	0	0/0
Morales, Alfredo	M	6/3	280	0	0	0	0/0
Morris, Jordan	F	6/1	151	1	1	3	0/0
Nagbe, Darlington	F	2/0	50	0	0	0	0/0
Nguyen, Lee	M	3/0	76	0	0	0	1/0
Orozco, Michael	D	7/6	484	0	0	0	2/0
Ream, Tim	D	9/7	641	0	1	1	0/0
Rimando, Nick	GK	5/5	315	0	0	0	0/0
Rubin, Rubio	F	1/0	24	0	0	0	0/0
Shea, Brek	M	7/5	487	2	0	4	1/0
Spector, Jonathan	D	2/0	46	0	0	0	0/0
Trapp, Wil	M	1/0	31	0	0	0	0/0
Williams, Danny	M	6/3	327	2	0	4	3/0
Wondolowski, Chris	F	6/2	220	1	0	2	1/0
Wood, Bobby	F	9/3	353	4	1	9	2/0
Wooten, Andrew	F	1/0	19	0	0	0	0/0
Yarbrough, William	GK	2/0	90	0	0	0	0/0
Yedlin, DeAndre	D	19/10	1185	0	5	5	5/0
Zardes, Gyasi	F	19/16	1403	3	4	10	0/0
Zusi, Graham	M	4/3	198	0	0	0	0/0
Own goal				1			
Totals		20/20	1800	42	30	114	39/1
Opponent Totals		20/20	1800	26	21	73	25/0

GOALKEEPING STATISTICS

Name	GP/GS	Min.	GF	GA	SO	GAA	W-L-T
Guzan, Brad	13/13	1230	33	18	3	1.32	8-3-2
Howard, Tim	2/2	180	0	1	1	0.50	0-1-1
Johnson, Sean	1/0	45	0	0	0	0.00	0-0-0
Rimando, Nick	5/5	315	7	6	0	1.71	1-2-0
Yarbrough, William	2/0	90	2	1	0	1.00	1-0-0
Totals	20/20	1800	42	26	4*	0.8910-6-4	
Opponent Totals	20/20	1800	26	42	2	2.146-10-4	

*Note: Rimando and Yarbrough shared shutout on April 15, 2015

*Note: Rimando and Johnson shared shutout on Feb. 8, 2015

2014 USMNT Final Statistics

Full International Record: 6-5-4

INDIVIDUAL STATISTICS

Name	Pos.	GP/GS	Min.	G	A	Pts	Y/R
Agudelo, Juan	F	1/0	6	0	0	0	0/0
Alexander, Eric	M	1/0	9	0	0	0	0/0
Altdiore, Jozy	F	10/10	800	4	0	8	2/0
Beasley, DaMarcus	D	7/6	530	0	0	0	0/0
Beckerman, Kyle	M	9/8	723	0	0	0	2/0
Bedoya, Alejandro	M	12/11	862	1	0	2	0/0
Beltran, Tony	D	1/1	71	0	0	0	0/0
Besler, Matt	D	11/11	840	0	0	0	1/0
Bradley, Michael	M	9/9	824	1	5	7	0/0
Brooks, John	D	6/4	421	1	0	2	0/0
Cameron, Geoff	D	8/8	705	0	0	0	2/0
Castillo, Edgar	D	1/1	62	0	0	0	0/0
Chandler, Timmy	D	7/5	468	0	0	0	0/0
Corona, Joe	M	3/1	125	0	0	0	1/0
Davis, Brad	M	5/4	298	0	2	2	0/0
Dempsey, Clint	F	9/9	805	3	0	6	0/0
Diskerud, Mix	M	9/6	514	3	0	6	1/0
Donovan, Landon	F	3/2	162	0	1	1	0/0
Edu, Maurice	M	1/0	19	0	0	0	0/0
Evans, Brad	M	1/1	73	0	0	0	0/0
Feilhaber, Benny	M	1/0	31	0	0	0	0/0
Garza, Greg	D	5/3	303	0	0	0	0/0
Gil, Luis	M	1/0	16	0	0	0	0/0
Gonzalez, Omar	D	8/4	476	0	0	0	1/0
Goodson, Clarence	D	2/0	63	0	0	0	0/0
Green, Julian	F	5/1	170	1	0	2	0/0
Guzan, Brad	GK	4/3	270	0	0	0	0/0
Gyau, Joe	F	2/2	111	0	0	0	0/0
Hamid, Bill	GK	1/1	90	0	0	0	0/0
Howard, Tim	GK	8/8	705	0	0	0	0/0
Hyndman, Emerson	M	1/0	24	0	0	0	0/0
Ibarra, Miguel	F	1/0	1	0	0	0	0/0
Johannsson, Aron	F	3/0	125	1	0	2	0/0
Johnson, Eddie	F	2/0	58	0	0	0	0/0
Johnson, Fabian	D	11/11	875	1	1	3	1/0
Jones, Jermaine	M	10/10	874	1	1	3	2/0
Kijestjan, Sacha	M	1/1	62	0	0	0	0/0
Morales, Alfredo	M	5/1	161	0	0	0	1/0
Morris, Jordan	F	1/0	15	0	0	0	0/0
Nguyen, Lee	M	1/0	13	0	0	0	0/0
Onyewu, Oguchi	D	1/1	90	0	0	0	0/0
Orozco, Michael	D	2/2	106	0	0	0	1/0
Parkhurst, Michael	D	2/2	180	0	0	0	0/0
Ream, Tim	D	4/0	105	0	0	0	0/0
Rimando, Nick	GK	4/3	315	0	0	0	0/0
Rubin, Rubio	F	2/1	80	0	0	0	0/0
Shea, Brek	M	2/0	56	0	0	0	0/0
Williams, Danny	M	1/0	11	0	0	0	0/0
Wondolowski, Chris	F	8/4	300	3	1	7	0/0
Wood, Bobby	F	4/0	165	0	0	0	0/0
Yedlin, DeAndre	D	10/2	409	0	1	1	1/0
Zusi, Graham	M	10/8	603	0	3	3	0/0
Totals		15/15	1380	20	15	55	16/0
Opponent Totals		15/15	1380	20	11	51	14/0

GOALKEEPING STATISTICS

Name	GP/GS	Min.	GF	GA	SO	GAA	W-L-T
Guzan, Brad	4/3	270	4	4	0	1.33	2-1-1
Hamid, Bill	1/1	90	1	4	0	4.00	0-1-0
Howard, Tim	8/8	705	10	9	1	1.15	3-3-1
Rimando, Nick	4/3	315	5	3	1	0.86	1-0-2
Totals	15/15	1380	20	20	2	1.30	6-5-4
Opponent Totals	15/15	1380	20	20	2	1.30	5-6-4

2013 & 2012 USMNT FINAL STATISTICS

2013 USMNT Final Statistics

Full International Record: 16-4-3

INDIVIDUAL STATISTICS

Name	Pos.	GP/GS	Min.	G	A	Pts	Y/R
Agudelo, Juan	F	1/0	27	0	0	0	0/0
Altidore, Jozy	F	14/13	1075	8	2	18	2/0
Beasley, DaMarcus	M	17/17	1469	0	0	0	2/0
Beckerman, Kyle	M	10/9	680	0	2	2	0/0
Bedoya, Alejandro	M	12/9	822	1	4	6	1/0
Beltran, Tony	D	2/2	135	0	0	0	0/0
Besler, Matt	D	12/11	996	0	0	0	2/0
Boyd, Terrence	F	5/0	78	0	1	1	0/0
Bradley, Michael	M	10/10	900	0	2	2	0/0
Brooks, John	D	2/2	180	0	0	0	0/0
Bruin, Will	F	2/0	35	0	0	0	0/0
Cameron, Geoff	D	12/10	938	1	1	3	2/0
Castillo, Edgar	D	8/3	361	0	2	2	0/0
Chandler, Timmy	D	1/1	90	0	0	0	0/0
Corona, Joe	F	8/5	411	2	0	4	0/0
Davis, Brad	M	7/2	244	0	2	2	1/0
Dempsey, Clint	F	10/10	899	6	2	14	0/0
Diskrud, Mix	M	13/6	714	1	0	2	0/0
Donovan, Landon	F	10/10	818	8	8	24	0/0
Edu, Maurice	M	3/1	131	0	0	0	0/0
Evans, Brad	M	10/9	774	1	2	4	1/0
Feilhaber, Benny	M	1/0	45	0	0	0	0/0
Gatt, Joshua	F	1/0	45	0	0	0	0/0
Gomez, Herculez	F	5/4	288	1	0	2	0/0
Gonzalez, Omar	D	14/13	1172	0	0	0	0/0
Goodson, Clarence	D	10/10	878	2	0	4	1/0
Guzan, Brad	GK	4/3	315	0	0	0	0/0
Holden, Stuart	M	8/4	361	1	1	3	1/0
Howard, Tim	GK	12/12	1035	0	0	0	1/0
Johannsson, Aron	F	6/2	213	1	0	2	0/0
Johnson, Eddie	F	17/9	921	5	1	11	2/0
Johnson, Fabian	D	8/8	581	0	3	3	0/0
Johnson, Sean	GK	2/2	180	0	0	0	0/0
Jones, Jermaine	M	12/12	925	0	1	1	1/0
Kljestan, Sacha	M	7/3	319	0	0	0	1/0
Lichaj, Eric	D	2/0	29	0	0	0	0/0
Morales, Alfredo	D	1/0	17	0	0	0	0/0
Morrow, Justin	D	1/1	90	0	0	0	0/0
Onyewu, Oguchi	D	2/2	180	0	0	0	0/0
Orozco, Michael	D	6/5	466	2	0	4	0/0
Parkhurst, Michael	D	8/6	596	0	1	1	1/0
Rimando, Nick	GK	6/6	540	0	0	0	0/0
Shea, Brek	F	10/2	285	2	0	4	1/0
Torres, Jose	M	6/5	358	0	1	1	0/0
Williams, Danny	M	1/1	57	0	0	0	0/0
Wondolowski, Chris	F	9/4	365	6	1	13	0/0
Wood, Bobby	F	1/0	4	0	0	0	0/0
Zusi, Graham	M	12/9	728	2	2	6	2/0
Own Goal				1			

Totals	23/23	2070	51	39	141	22/0
Opponent Totals	23/23	2070	23	16	62	20/0

GOALKEEPING STATISTICS

Name	GP/GS	Min.	GF	GA	SO	GAA	W-L-T
Guzan, Brad	4/3	315	5	5	2	1.43	2-1-1
Howard, Tim	12/12	1035	20	14	5	1.22	7-3-1
Johnson, Sean	2/2	180	1	0	2	0.00	1-0-1
Rimando, Nick	6/6	540	25	4	2	0.67	6-0-0

Totals	23/23	2070	51	23	111.00	16-4-3
Opponent Totals	23/23	2070	23	51	4	2.22

2012 USMNT Final Statistics

Full International Record: 9-2-3

INDIVIDUAL STATISTICS

Name	Pos.	GP/GS	Min.	G	A	Pts	Y/R
Agudelo, Juan	F	1/0	28	0	1	1	0/0
Altidore, Jozy	F	7/3	313	0	1	1	0/0
Beasley, DaMarcus	M	1/0	45	0	0	0	0/0
Beckerman, Kyle	M	5/2	186	0	0	0	0/0
Bocanegra, Carlos	D	10/10	770	2	0	4	2/0
Boyd, Terrence	F	7/1	170	0	1	1	0/0
Bradley, Michael	M	9/9	810	2	2	6	2/0
Buddle, Edson	F	1/0	1	0	0	0	0/0
Bunbury, Teal	F	2/2	162	0	1	1	0/0
Cameron, Geoff	D	10/9	812	0	0	0	0/1
Castillo, Edgar	M	4/2	195	0	0	0	0/0
Chandler, Timmy	D	1/1	90	0	0	0	0/0
Cherundolo, Steve	D	9/9	781	0	0	0	0/0
Clark, Ricardo	M	2/1	95	1	0	2	0/0
Corona, Joe	F	3/0	26	0	0	0	0/0
DeLaGarza, A.J.	D	2/2	180	0	0	0	1/0
Dempsey, Clint	F	9/8	755	6	1	13	1/0
Diskrud, Mix	M	1/0	4	1	0	2	0/0
Donovan, Landon	F	6/6	476	3	1	7	0/0
Edu, Maurice	M	11/7	634	0	0	0	2/0
Evans, Brad	M	2/0	28	0	0	0	0/0
Feilhaber, Benny	M	1/1	61	0	0	0	0/0
Gatt, Joshua	F	1/1	62	0	0	0	0/0
Gomez, Herculez	F	11/10	785	3	0	6	0/0
Goodson, Clarence	D	7/6	568	0	0	0	3/0
Gordon, Alan	F	1/0	18	0	1	1	0/0
Guzan, Brad	GK	1/0	20	0	0	0	0/0
Hamid, Bill	GK	1/1	90	0	0	0	0/0
Howard, Tim	GK	12/12	1060	0	0	0	0/0
Johnson, Eddie	M	2/2	179	2	1	5	0/0
Johnson, Fabian	D	8/8	677	0	2	2	1/0
Johnson, Sean	GK	1/0	45	0	0	0	0/0
Jones, Jermaine	M	12/11	1002	1	3	5	7/0
Kljestan, Sacha	M	4/0	82	0	0	0	0/0
Larentowicz, Jeff	M	2/1	85	0	0	0	1/0
Loyd, Zach	D	2/1	59	0	0	0	1/0
Onyewu, Oguchi	D	4/1	181	0	0	0	0/0
Orozco Fiscal, Michael	D	1/0	14	1	0	2	0/0
Parke, Jeff	D	1/0	36	0	0	0	0/0
Parkhurst, Michael	D	6/4	389	0	0	0	0/0
Pearce, Heath	D	2/1	121	0	0	0	0/0
Rimando, Nick	GK	1/1	45	0	0	0	0/0
Sapong, C.J.	F	2/0	32	0	0	0	0/0
Shea, Brek	M	6/3	308	0	0	0	0/0
Spector, Jonathan	D	1/0	14	0	0	0	0/0
Torres, Jose	M	6/6	350	0	0	0	1/0
Williams, Danny	M	7/6	489	0	0	0	0/0
Wondolowski, Chris	F	3/1	94	0	0	0	0/0
Zusi, Graham	M	6/5	394	1	1	3	2/0

TOTALS	14/14	1260	23	16	62	24/1
Opponent Totals	14/14	1260	13*	6	32	21/1

*Total includes U.S. own goal from Geoff Cameron on May 26, 2012, against Scotland.

GOALKEEPING STATISTICS

Name	GP/GS	Min.	GF	GA	SO	GAA	W-L-T
Guzan, Brad	1/0	20	0	0	0	0.00	0-0-0
Hamid, Bill	1/1	90	1	0	1	0.00	1-0-0
Howard, Tim	12/12	1060	21	13	4	1.10	7-2-3
Johnson, Sean	1/0	45	0	0	0	0.00	0-0-0
Rimando, Nick	1/1	45	1	0	0	0.00	1-0-0

TOTALS	14/14	1260	23	13	6*	0.93	9-2-3
Opponent Totals	14/14	1260	13	23	1	1.64	2-9-3

*Total includes shared Nick Rimando and Sean Johnson shared shutout on Jan. 25, 2012, against Panama.

2011 USMNT Final Statistics

Full International Record: 6-8-3

INDIVIDUAL STATISTICS

Name	Pos.	GP/GS	Min.	G	A	Pts	Y/R
Adu, Freddy	M	2/1	110	0	1	1	0/0
Agudelo, Juan	F	14/6	683	1	2	4	0/0
Alexander, Eric	M	1/0	8	0	0	0	0/0
Altidore, Jozy	F	13/13	859	3	0	6	3/0
Beasley, DaMarcus	M	3/0	91	0	0	0	0/0
Beckerman, Kyle	M	6/5	469	0	0	0	0/0
Bedoya, Alejandro	M	7/4	382	0	0	0	1/0
Bocanegra, Carlos	D	15/14	1291	0	1	1	5/0
Bornstein, Jonathan	D	2/1	156	0	0	0	0/0
Bradley, Michael	M	13/10	991	1	3	5	1/0
Buddle, Edson	F	4/2	214	1	0	2	0/0
Bunbury, Teal	F	1/0	31	1	0	2	0/0
Castillo, Edgar	D	2/2	180	0	0	0	0/0
Chandler, Timmy	D	8/7	640	0	0	0	1/0
Cherundolo, Steve	D	13/12	1000	0	0	0	1/0
Clark, Ricardo	M	1/0	7	0	0	0	0/0
DeMerit, Jay	D	2/2	130	0	0	0	0/0
Dempsey, Clint	M	14/13	1215	5	2	12	1/0
Diskerd, Mixx	M	1/1	90	0	0	0	0/0
Donovan, Landon	M	10/8	790	1	2	4	3/0
Edu, Maurice	M	12/8	592	0	0	0	2/0
Franklin, Sean	D	1/1	90	0	0	0	0/0
Gonzalez, Omar	D	1/1	45	0	0	0	0/0
Goodson, Clarence	D	10/9	842	1	0	2	1/0
Hahnemann, Marcus	GK	1/1	45	0	0	0	0/0
Howard, Tim	GK	15/15	1350	0	0	0	0/0
Johnson, Fabian	M	2/1	80	0	0	0	0/0
Johnson, Sean	GK	1/0	45	0	0	0	0/0
Jones, Jermaine	M	12/8	701	1	0	2	3/0
Kljestan, Sacha	M	9/4	330	0	0	0	1/0
Larentowicz, Jeff	M	2/1	105	0	0	0	0/0
Lichaj, Eric	D	6/5	481	0	0	0	0/0
Loyd, Zach	D	1/1	72	0	0	0	1/0
McCarty, Dax	M	1/1	90	0	0	0	0/0
Onyewu, Oguchi	D	4/3	270	0	0	0	0/0
Orozco Fiscal, Michael	D	3/3	225	0	1	1	0/0
Ream, Tim	D	6/5	469	0	0	0	0/0
Rimando, Nick	GK	1/1	45	0	0	0	0/0
Rogers, Robbie	M	5/3	175	1	0	2	0/0
Shea, Brek	F	8/6	505	0	1	1	2/0
Spector, Jonathan	D	5/2	216	0	0	0	0/0
Torres, Jose	M	3/3	248	0	0	0	0/0
Wallace, Anthony	D	1/0	18	0	0	0	0/0
Williams, Danny	M	4/3	207	0	0	0	0/0
Wondolowski, Chris	F	5/2	206	0	0	0	0/0
Wynne, Marvell	D	1/0	45	0	0	0	0/0
Yellidell, David	GK	1/0	45	0	0	0	0/0
TOTALS		17/17	1530	16	13	45	26/0
Opponent Totals		17/17	1530	20	15	55	28/1

GOALKEEPING STATISTICS

Name	GP/GS	Min.	GF	GA	SO	GAA	W-L-T
Hahnemann, Marcus	1/1	45	0	1	0	2.00	0-1-0
Howard, Tim	15/15	1350	15	18	5	1.20	6-7-2
Johnson, Sean	1/0	45	1	1	0	2.00	0-0-1
Rimando, Nick	1/1	45	0	0	0	0.00	0-0-0
Yellidell, David	1/0	45	0	0	0	0.00	0-0-0
TOTALS	17/17	1530	16	20	5	1.18	6-8-3
Opponent Totals	17/17	1530	20	16	3	0.94	8-6-3

2010 USMNT Final Statistics

Full International Record: 5-5-4

INDIVIDUAL STATISTICS

Name	Pos.	GP/GS	Min.	G	A	Pts	Y/R
Agbassoumonde, Gale	D	1/0	4	0	0	0	0/0
Agudelo, Juan	F	1/0	30	1	0	2	0/0
Altidore, Jozy	F	9/8	750	2	1	5	3/0
Beasley, DaMarcus	M	4/1	126	0	1	1	1/0
Beckerman, Kyle	M	2/2	137	0	0	0	0/0
Bedoya, Alejandro	M	6/2	256	0	0	0	0/0
Bocanegra, Carlos	D	9/9	759	1	0	2	1/0
Borchers, Nat	D	1/0	24	0	0	0	0/0
Bornstein, Jonathan	D	10/8	696	0	0	0	0/0
Bradley, Michael	M	10/10	930	1	0	2	0/0
Buddle, Edson	F	5/3	208	2	1	5	0/0
Bunbury, Teal	F	1/0	45	0	0	0	0/0
Cameron, Geoff	M	1/0	5	0	0	0	0/0
Carroll, Brian	M	1/1	90	0	0	0	0/0
Casey, Conor	F	2/1	76	0	0	0	0/0
Cherundolo, Steve	D	8/7	705	0	2	2	2/0
Ching, Brian	F	2/0	90	1	1	3	0/0
Clark, Ricardo	M	4/4	255	0	0	0	2/0
Conrad, Jimmy	D	1/1	17	0	0	0	2/1
Cunningham, Jeff	F	2/1	68	0	0	0	0/0
Davis, Brad	M	2/1	75	0	1	1	0/0
DeMerit, Jay	D	7/7	639	0	0	0	1/0
Dempsey, Clint	M	8/7	696	2	1	5	1/0
Diskerd, Mixx	M	1/0	12	0	1	1	0/0
Donovan, Landon	M	8/8	706	3	3	9	0/0
Edu, Maurice	M	8/5	558	1	0	2	0/0
Evans, Brad	D	1/1	90	0	0	0	0/0
Feilhaber, Benny	M	8/4	425	0	0	0	0/0
Findley, Robbie	F	10/8	594	0	0	0	2/0
Gaven, Eddie	M	2/1	135	0	0	0	0/0
Gomez, Herculez	F	6/1	164	2	0	4	0/0
Gonzalez, Omar	D	1/1	90	0	0	0	0/0
Goodson, Clarence	D	9/6	540	1	1	3	0/0
Guzan, Brad	GK	4/3	315	0	0	0	0/0
Hahnemann, Marcus	GK	1/0	45	0	0	0	0/0
Holden, Stuart	M	6/4	286	0	1	1	0/0
Howard, Tim	GK	9/9	750	0	0	0	0/0
Johnson, Eddie	F	3/1	105	0	0	0	0/0
Jones, Jermaine	M	2/2	180	0	1	1	1/0
Kljestan, Sacha	M	4/2	240	1	0	2	0/0
Lichaj, Eric	D	2/1	135	0	0	0	1/0
Marshall, Chad	D	1/1	60	0	0	0	0/0
McCarty, Dax	M	2/0	26	0	0	0	0/0
Onyewu, Oguchi	D	7/5	443	1	0	2	0/0
Parkhurst, Michael	D	1/0	45	0	0	0	0/0
Pause, Logan	M	1/1	90	0	0	0	0/0
Pearce, Heath	D	5/2	276	0	1	1	1/0
Perkins, Troy	GK	1/1	90	0	0	0	0/0
Ream, Tim	D	1/1	66	0	0	0	0/0
Rimando, Nick	GK	1/1	90	0	0	0	0/0
Rogers, Robbie	M	4/3	250	0	0	0	0/0
Shea, Brek	F	1/1	45	0	0	0	0/0
Spector, Jonathan	D	5/4	315	0	0	0	0/0
Torres, Jose	M	4/3	180	0	0	0	1/0
Wynne, Marvell	D	1/1	90	0	0	0	0/0
TOTALS		14/14	1290	19	16	54	19/1
Opponent Totals		14/14	1290	21	14	56	24/1

GOALKEEPING STATISTICS

Name	GP/GS	Min.	GF	GA	SO	GAA	W-L-T
Guzan, Brad	4/3	315	3	4	2	1.14	1-1-1
Hahnemann, Marcus	1/0	45	1	0	0	0.00	0-0-0
Howard, Tim	9/9	750	12	13	1	1.56	3-3-3
Perkins, Troy	1/1	90	1	3	0	3.00	0-1-0
Rimando, Nick	1/1	90	2	1	0	1.00	1-0-0
TOTALS	14/14	1290	19	21	3	1.47	5-5-4
Opponent Totals	14/14	1290	21	19	2	1.33	5-5-4

NOTE: Conrad sent off against Honduras on 01/23/10

2009 & 2008 USMNT FINAL STATISTICS

2009 USMNT Final Statistics

Full International Record: 13-8-3

INDIVIDUAL STATISTICS

Name	Pos.	GP/GS	Min.	G	A	Pts	Y/R
Adu, Freddy	F	3/2	181	1	0	2	1/0
Altidore, Jozy	F	17/13	1079	6	0	12	2/0
Arnaud, Davy	F	5/4	335	1	1	3	2/0
Beasley, DaMarcus	M	7/5	440	0	0	0	0/0
Beckerman, Kyle	M	7/5	508	1	0	2	2/0
Bocanegra, Carlos	D	14/14	1200	1	0	2	2/0
Bornstein, Jonathan	D	13/11	992	1	0	2	2/0
Bradley, Michael	M	15/15	1315	4	0	8	3/1
Califf, Danny	D	2/2	180	0	0	0	0/0
Carroll, Brian	M	1/0	22	0	0	0	0/0
Casey, Conor	F	8/4	344	2	0	4	1/0
Castillo, Edgar	M	1/0	30	0	0	0	0/0
Cherundolo, Steve	D	6/5	423	0	1	1	0/0
Ching, Brian	F	11/10	795	1	1	3	0/0
Clark, Colin	M	1/1	75	0	0	0	0/0
Clark, Ricardo	M	11/10	812	1	0	2	0/1
Conrad, Jimmy	D	3/2	155	0	0	0	1/0
Cooper, Kenny	F	7/1	205	2	0	4	1/0
Cronin, Sam	M	2/1	100	0	0	0	0/0
Cunningham, Jeff	F	2/1	69	1	0	2	0/0
Davies, Charlie	F	13/9	745	3	2	8	0/0
DeMerit, Jay	D	7/6	560	0	0	0	1/0
Dempsey, Clint	M	14/14	1211	4	2	10	0/0
Donovan, Landon	M	15/15	1350	5	10	20	2/0
Edu, Maurice	F	1/0	1	0	0	0	0/0
Evans, Brad	D	3/1	129	0	0	0	1/0
Feilhaber, Benny	M	14/7	681	0	0	0	1/0
Gaven, Eddie	M	1/0	14	0	0	0	0/0
Goodson, Clarence	D	6/3	366	1	0	2	0/0
Guzan, Brad	GK	4/4	360	0	0	0	0/0
Heaps, Jay	D	4/4	388	0	0	0	2/1
Hejduk, Frankie	D	4/4	360	1	1	3	0/0
Holden, Stuart	M	11/9	757	2	3	7	0/0
Howard, Tim	GK	13/13	1170	0	0	0	1/0
Ihemelu, Ugo	D	1/0	9	0	0	0	0/0
Johnson, Eddie	F	2/0	75	0	0	0	0/0
Kijestjan, Sacha	M	9/4	385	3	0	6	1/1
Marshall, Chad	D	6/6	570	0	0	0	0/0
Mastroeni, Pablo	M	3/3	197	0	0	0	0/0
McCarty, Dax	M	2/0	30	0	0	0	0/0
Onyewu, Oguchi	D	13/13	1170	0	1	1	2/0
Parkhurst, Michael	D	4/3	281	0	0	0	2/0
Pause, Logan	M	5/5	426	0	1	1	2/0
Pearce, Heath	D	7/7	630	0	1	1	0/0
Perkins, Troy	GK	6/6	570	0	0	0	0/0
Quaranta, Santino	M	4/2	194	1	0	2	0/0
Robles, Luis	GK	1/1	90	0	0	0	0/0
Rogers, Robbie	M	9/7	656	1	3	5	0/0
Rolfe, Chris	F	1/0	30	0	0	0	0/0
Spector, Jonathan	D	11/11	969	0	2	2	1/0
Thorrington, John	M	1/1	60	0	0	0	0/0
Torres, Jose	M	5/1	108	0	0	0	0/0
Wingert, Chris	D	1/0	12	0	0	0	0/0
Wynne, Marvell	D	2/2	180	0	0	0	0/0
TOTALS		24/24	2190	43	29	115	35/4
Opponent Totals		24/24	2190	36	28	100	37/3

GOALKEEPING STATISTICS

Name	GP/GS	Min.	GF / GA / SO	GAA	W-L-T
Guzan, Brad	4/4	360	6 / 6 / 1	1.50	1-2-1
Howard, Tim	13/13	1170	22 / 20 / 4	1.54	7-5-1
Perkins, Troy	6/6	570	13 / 8 / 3	1.26	5-1-0
Robles, Luis	1/1	90	2 / 2 / 0	2.00	0-0-1
TOTALS	24/24	2190	43 / 36 / 8	1.48	13-8-3
Opponent Totals	24/24	2190	36 / 43 / 2	1.77	8-13-3

NOTE: R. Clark sent off against Italy on June 15, 2009; Kijestjan sent off against Brazil on June 18, 2009; Bradley sent off against Spain on June 24, 2009; Heaps sent off against Mexico on July 26, 2009

2008 USMNT Final Statistics

Full International Record: 9-3-2

INDIVIDUAL STATISTICS

Name	Pos.	GP/GS	Min.	G	A	Pts	Y/R
Adu, Freddy	F	9/4	441	1	2	4	0/0
Altidore, Jozy	F	5/3	323	2	2	6	2/0
Arnaud, Davy	M	1/0	8	0	0	0	0/0
Barrett, Chad	F	1/0	5	0	0	0	0/0
Beasley, DaMarcus	M	10/8	755	2	2	6	0/0
Bocanegra, Carlos	D	9/9	810	2	1	5	0/0
Bornstein, Jonathan	D	1/1	90	0	0	0	0/0
Bradley, Michael	M	11/11	893	2	0	4	4/0
Califf, Danny	D	3/3	270	0	0	0	0/0
Casey, Conor	F	1/0	15	0	0	0	0/0
Cherundolo, Steve	D	8/8	581	0	1	1	4/1
Ching, Brian	F	7/6	480	4	1	9	0/0
Clark, Ricardo	M	6/5	449	0	0	0	2/0
Conrad, Jimmy	D	1/1	45	0	0	0	0/0
Convey, Bobby	M	1/1	69	0	0	0	0/0
Cooper, Kenny	F	1/1	75	1	0	2	0/0
Corrales, Ramiro	D	2/2	180	0	0	0	1/0
Davies, Charlie	F	1/0	22	1	0	2	0/0
Davis, Brad	M	1/1	71	0	0	0	0/0
DeMerit, Jay	D	3/1	148	0	0	0	0/0
Dempsey, Clint	F	10/10	765	4	1	9	1/0
Donovan, Landon	M	9/9	763	3	5	11	0/0
Edu, Maurice	M	8/3	443	0	0	0	1/0
Feilhaber, Benny	M	2/0	34	0	0	0	0/0
Goodson, Clarence	D	2/1	135	0	0	0	0/0
Guzan, Brad	GK	7/5	540	0	0	0	0/0
Hejduk, Frankie	D	6/2	297	0	0	0	1/0
Howard, Tim	GK	8/8	720	0	0	0	0/0
Jaqua, Nate	F	1/0	2	0	0	0	1/0
Johnson, Eddie	F	6/4	375	1	0	2	0/0
Kijestjan, Sacha	M	8/5	485	0	2	2	1/0
Lewis, Eddie	M	9/3	339	2	0	4	0/0
Mastroeni, Pablo	M	5/4	267	0	1	1	4/1
Moor, Drew	D	3/3	270	0	1	1	1/0
Noonan, Pat	F	1/1	62	0	1	1	0/0
Onyewu, Oguchi	D	10/10	842	3	1	7	2/0
Orozco Fiscal, Michael	D	1/1	90	0	0	0	0/0
Parkhurst, Michael	D	2/1	135	0	0	0	0/0
Pearce, Heath	D	11/11	945	0	2	2	1/0
Robinson, Eddie	D	1/1	45	1	0	2	0/0
Rolfe, Chris	F	3/0	56	0	0	0	0/0
Spector, Jonathan	D	1/0	19	0	0	0	0/0
Szetela, Danny	M	2/1	72	0	0	0	0/0
Thorrington, John	M	2/1	102	0	0	0	0/0
Torres, Jose	M	2/1	106	0	0	0	0/0
Tweltman, Taylor	F	1/1	45	0	0	0	0/0
White, Jeremiah	M	1/0	10	0	0	0	0/0
Wolff, Josh	F	3/1	116	0	0	0	1/0

TOTALS	14	1260	30	23	83	27/2
Opponent Totals	14	1260	8	6	22	27/3

GOALKEEPING STATISTICS

Name	GP/GS	Min.	GF / GA / SO	GAA	W-L-T
Guzan, Brad	7/5	540	14 / 4 / 4	0.67	4-2-0
Howard, Tim	9/9	720	16 / 4 / 5	0.50	5-1-2
TOTALS	14	1260	30 / 8 / 9	0.57	9-3-2
Opponent Totals	14	1260	8 / 30 / 2	2.14	3-9-2

NOTE: U.S. goal total includes own goal by Barbados on June 15, 2008; Mastroeni sent off against Argentina on June 8, 2008; Cherundolo sent off against Guatemala on Aug. 20, 2008

2007 USMNT Final Statistics

Full International Record: 12-5-1

INDIVIDUAL STATISTICS

Name	Pos.	GP/GS	Min.	G	A	Pts	Y/R
Adu, Freddy	F	2/1	86	0	0	0	0/0
Albright, Chris	D	2/2	129	0	0	0	1/0
Altidore, Jozy	F	1/0	26	0	0	0	0/0
Arnaud, Davy	M	1/0	5	0	0	0	0/0
Barrett, Wade	D	1/0	17	0	0	0	0/0
Beasley, DaMarcus	M	11/11	896	3	3	9	2/0
Beckerman, Kyle	M	3/1	107	0	0	0	0/0
Bocanegra, Carlos	D	11/11	930	2	0	4	6/0
Bornstein, Jonathan	D	12/11	968	1	0	2	4/0
Boswell, Bobby	D	2/2	178	0	0	0	0/0
Bradley, Michael	M	12/10	940	1	0	2	2/1
Califf, Danny	D	5/1	208	0	0	0	0/0
Carroll, Brian	M	2/0	17	0	0	0	1/0
Cherundolo, Steve	D	5/5	394	1	1	3	0/0
Ching, Brian	F	5/3	260	1	2	4	1/0
Clark, Ricardo	M	9/6	577	1	1	3	0/0
Dunivan, Jimmy	D	6/6	540	1	0	2	0/0
Convey, Bobby	M	3/1	156	0	0	0	0/0
Cooper, Kenny	F	2/0	60	1	0	2	1/0
Davies, Charlie	F	3/0	58	0	0	0	0/0
DeMerit, Jay	D	6/4	359	0	0	0	1/0
Dempsey, Clint	M/F	13/13	1048	3	2	8	0/0
Donovan, Landon	F/M	12/11	972	9	4	22	1/0
Edu, Maurice	M	2/2	180	0	1	1	1/0
Feilhaber, Benny	M	14/13	877	2	1	5	3/0
Findley, Robbie	F	1/0	1	0	0	0	0/0
Gaven, Eddie	M	2/0	74	0	0	0	0/0
Gomez, Herculez	F	2/0	67	0	0	0	0/0
Gros, Josh	D	1/0	23	0	0	0	0/0
Guzan, Brad	GK	3/1	180	0	0	0	0/0
Hahnemann, Marcus	GK	1/1	45	0	0	0	0/0
Hejduk, Frankie	D	3/3	270	1	0	2	3/0
Hill, Kamani	F	2/0	44	0	0	0	0/0
Howard, Tim	GK	10/10	810	0	0	0	1/0
Jaqua, Nate	F	1/1	45	0	0	0	0/0
Johnson, Eddie	F	11/8	652	2	0	4	0/0
Keller, Kasey	GK	6/5	495	0	0	0	0/0
Kljestan, Sacha	M	4/3	260	0	1	1	1/0
Lewis, Eddie	D	1/1	83	0	0	0	0/0
Mapp, Justin	M	7/4	406	0	2	2	1/0
Marsch, Jesse	M	1/0	11	0	0	0	0/0
Mastroeni, Pablo	M	7/7	533	0	0	0	3/0
Moor, Drew	D	2/2	180	0	0	0	1/0
Mullan, Brian	M	2/0	34	0	0	0	0/0
Namoff, Brian	D	1/0	28	0	0	0	0/0
Nguyen, Lee	M	3/0	41	0	0	0	0/0
Olsen, Ben	M	2/2	131	0	0	0	0/0
Onyewu, Oguchi	D	11/11	928	1	0	2	5/1
Parkhurst, Michael	D	2/2	180	0	0	0	0/0
Pearce, Heath	D	5/3	342	0	1	1	0/0
Ralston, Steve	M	3/1	130	0	0	0	0/0
Razow, Ante	F	1/1	65	0	0	0	0/0
Reis, Matt	GK	1/1	90	0	0	0	0/0
Rolfe, Chris	F/M	2/2	136	0	0	0	0/0
Simek, Frank	D	5/2	226	0	0	0	1/0
Spector, Jonathan	D	8/5	470	0	0	0	0/0
Szetela, Danny	M	1/0	7	0	0	0	0/0
Twellman, Taylor	F	10/5	481	1	2	4	0/0
Wolff, Josh	F	1/1	69	0	0	0	0/0
Wynne, Marvell	D	1/1	90	0	0	0	0/0
Zizzo, Sal	M	1/0	15	0	0	0	0/0

TOTALS	18	1620	31	21	83	40/2
Opponent Totals	18	1620	19	12	50	37/2

GOALKEEPING STATISTICS

Name	GP/GS	Min.	GF	GA	SO	GAA	W-L-T
Guzan, Brad	3/1	180	1	1	0	0.50	1-1-0
Hahnemann, Marcus	1/1	45	0	0	0	0.00	0-0-0
Howard, Tim	10/10	810	19	9	3	1.00	8-2-0
Keller, Kasey	6/5	495	8	8	2	1.45	2-2-1
Reis, Matt	1/1	90	3	1	0	1.00	1-0-0

TOTALS	18	1620	31	19	7	1.06	12-5-1
Opponent Totals	18	1620	19	31	1	1.72	5-12-1

NOTE: Onyewu sent off against Guatemala on June 7, 2007; Bradley sent off against Canada on June 21, 2007; Hahnemann & Guzan combined for shutout against Switzerland on Oct. 17, 2007; Howard & Guzan combined for shutout against South Africa on Nov. 17, 2007

2006 USMNT Final Statistics

Full International Record: 6-4-3

INDIVIDUAL STATISTICS

Name	Pos.	GP/GS	Min.	G	A	Pts	Y/R
Adu, Freddy	M	1/0	10	0	0	0	1/0
Albright, Chris	D	2/2	180	0	0	0	1/0
Beasley, DaMarcus	M	7/5	485	0	1	1	1/0
Berhalter, Gregg	D	2/2	135	0	0	0	0/0
Bocanegra, Carlos	D	4/3	306	0	0	0	3/1
Boswell, Bobby	D	1/0	15	0	0	0	0/0
Bradley, Michael	M	2/0	10	0	0	0	0/0
Carroll, Brian	M	2/0	40	0	0	0	0/0
Cherundolo, Steve	D	7/7	555	1	1	3	1/0
Ching, Brian	F	9/5	421	2	0	4	0/0
Conrad, Jimmy	D	9/8	759	0	0	0	0/0
Convey, Bobby	M	8/4	402	0	1	1	0/0
Dempsey, Clint	M	9/7	609	4	1	9	0/0
Donovan, Landon	M	11/10	925	0	3	3	1/0
Dunivant, Todd	D	2/2	179	0	2	2	0/0
Gibbs, Cory	D	2/2	166	0	0	0	0/0
Guzan, Brad	GK	1/1	79	0	0	0	0/0
Hartman, Kevin	GK	2/2	180	0	0	0	0/0
Hejduk, Frankie	D	4/4	300	0	0	0	0/0
Howard, Tim	GK	2/1	135	0	0	0	0/0
Ihemelu, Ugo	D	1/0	8	0	0	0	0/0
Jaqua, Nate	F	1/0	24	0	0	0	0/0
Johnson, Eddie	F	11/4	586	1	1	3	0/0
Keller, Kasey	GK	7/7	585	0	1	1	0/0
Klein, Chris	M	6/2	303	2	2	6	1/0
Lewis, Eddie	D	5/4	351	0	0	0	1/0
Martino, Kyle	M	1/0	11	0	0	0	0/0
Mastroeni, Pablo	M	7/5	445	0	0	0	0/1
McBride, Brian	F	5/5	428	1	0	2	0/0
Meola, Tony	GK	1/1	90	0	0	0	0/0
Noonan, Pat	F/M	3/3	228	0	1	1	0/0
O'Brien, John	M	4/2	179	0	0	0	0/0
Olsen, Ben	M	8/4	395	2	0	4	2/0
Onyewu, Oguchi	D	6/6	523	0	0	0	1/0
Pearce, Heath	D	4/2	195	0	0	0	1/0
Pope, Eddie	D	9/9	758	2	0	4	4/1
Quaranta, Santino	M	2/0	41	0	0	0	1/0
Ralston, Steve	M	1/1	54	0	0	0	0/0
Reis, Matt	GK	1/1	90	0	0	0	0/0
Reyna, Claudio	M	4/4	234	0	0	0	1/0
Rolfe, Chris	F	3/1	101	0	1	1	1/0
Twellman, Taylor	F	6/5	370	4	3	11	0/0
Wells, Zach	GK	1/0	11	0	0	0	0/0
Wolff, Josh	F	10/8	451	0	0	0	0/0
Zavagnin, Kerry	M	6/5	419	0	0	0	1/0

TOTALS	13	1170	20	18	58	22/3
Opponent Totals	13	1170	14	10	38	30/1

GOALKEEPING STATISTICS

Name	GP/GS	Min.	GF	GA	SO	GAA	W-L-T
Guzan, Brad	1/1	79	4	0	0	0.00	1-0-0
Hartman, Kevin	2/2	180	8	2	1	1.00	2-0-0
Howard, Tim	2/1	135	3	0	1	0.00	2-0-0
Keller, Kasey	7/7	585	4	11	1	1.69	1-4-1
Meola, Tony	1/1	90	1	1	0	1.00	0-0-1
Reis, Matt	1/1	90	0	0	1	0.00	0-0-1
Wells, Zach	1/0	11	0	0	0	0.00	0-0-0

TOTALS	13	1170	20	14	6	1.08	6-4-3
Opponent Totals	13	1170	14	20	3	1.54	4-6-3

NOTE: U.S. goal total includes own goal by Italy on June 17, 2006; Bocanegra sent off against Venezuela on May 26, 2006; Mastroeni & Pope sent off against Italy on June 17, 2006; Guzan & Wells combined for shutout against Guatemala on Feb. 19; Keller & Howard combined for shutout against Poland on March 1, 2006

2005 & 2004 USMNT FINAL STATISTICS

2005 USMNT Final Statistics

Full International Record: 13-3-4

INDIVIDUAL STATISTICS

Name	Pos.	GP/GS	Min.	G	A	Pts	Y/R
Albright, Chris	D/M	7/6	521	0	1	1	0/0
Armas, Chris	M	8/5	546	0	1	1	0/0
Beasley, DaMarcus	M	13/11	1023	4	4	12	2/0
Berhalter, Gregg	D	6/4	369	0	0	0	2/0
Bocanegra, Carlos	D	8/7	605	1	1	3	2/0
Borchers, Nat	D	2/1	95	0	0	0	1/0
Busch, Jon	GK	1/1	90	0	0	0	0/0
Califf, Danny	D	1/1	90	0	0	0	0/0
Cannon, Joe	GK	1/1	45	0	0	0	0/0
Carroll, Brian	M	2/2	180	0	0	0	0/0
Casey, Conor	F	2/1	75	0	0	0	0/0
Cherundolo, Steve	D	10/10	826	0	1	1	0/0
Ching, Brian	F	6/4	385	0	0	0	0/0
Clark, Ricardo	M	1/0	23	0	0	0	0/0
Conrad, Jimmy	D	8/6	626	0	0	0	0/0
Convey, Bobby	D/M	7/4	396	0	1	1	2/1
Cunningham, Jeff	F	2/1	57	0	0	0	1/0
Davis, Brad	M	2/1	112	0	0	0	1/0
Dempsey, Clint	M	13/8	789	2	1	5	1/0
Donovan, Landon	M/F	15/12	1169	6	6	18	1/0
Gaven, Eddie	M	2/1	60	0	0	0	0/0
Gibbs, Cory	D/M	3/3	270	0	0	0	0/0
Hahnemann, Marcus	GK	2/2	180	0	0	0	0/0
Hartman, Kevin	GK	1/0	45	0	0	0	0/0
Hejduk, Frankie	D	7/5	573	0	0	0	3/0
Howard, Tim	GK	2/2	180	0	0	0	0/0
Johnson, Eddie	F	6/5	460	3	1	7	0/0
Keller, Kasey	GK	14/14	1290	0	0	0	0/0
Kotschau, Ritchie	D	1/1	90	0	0	0	1/0
Lewis, Eddie	M/D	6/6	524	2	0	4	1/0
Mapp, Justin	F	1/1	57	0	0	0	0/0
Marshall, Chad	D	4/4	360	1	0	2	1/0
Martino, Kyle	M	4/1	119	1	0	2	0/0
Mastroeni, Pablo	D/M	11/10	827	0	0	0	4/0
Mathis, Clint	M	2/2	129	1	1	3	1/0
McBride, Brian	F	7/6	529	3	1	7	0/0
Mullan, Brian	M/D	1/1	90	0	0	0	0/0
Noonan, Pat	F/M	9/5	447	1	0	2	1/0
O'Brien, John	M	7/6	483	1	0	2	0/0
Olsen, Ben	M	5/2	250	0	0	0	1/0
Onyewu, Oguchi	D	9/9	840	1	1	3	2/0
Pearce, Heath	M	1/0	14	0	0	0	0/0
Pope, Eddie	D	7/7	486	0	0	0	2/0
Quaranta, Santino	M	9/3	411	0	1	1	0/0
Ralston, Steve	M	15/12	1067	2	3	7	0/0
Reyna, Claudio	M	3/3	270	0	1	1	1/0
Rolfe, Chris	F	1/0	33	0	0	0	0/0
Sanneh, Tony	D	2/2	180	0	0	0	1/0
Simms, Clyde	M	1/0	1	0	0	0	0/0
Spector, Jonathan	D	2/2	180	0	0	0	0/0
Twellman, Taylor	F	5/3	269	1	0	2	0/1
Vanney, Greg	D	5/5	480	0	0	0	1/0
Wolff, Josh	F	10/7	542	2	0	4	0/0
Zavagnin, Kerry	M	5/4	321	0	0	0	0/0

TOTALS	20	1830	33	25	91	32/3
Opponent Totals	20	1830	12	8	32	35/5

GOALKEEPING STATISTICS

Name	GP/GS	Min.	GF	GA	SO	GAA	W-L-D
Busch, Jon	1/1	90	3	0	1	0.00	1-0-0
Cannon, Joe	1/1	45	1	0	0	0.00	1-0-0
Hahnemann, Marcus	2/2	180	4	1	1	0.50	1-0-1
Hartman, Kevin	1/0	45	0	0	0	0.00	0-0-0
Howard, Tim	2/2	180	2	3	1	1.50	1-1-0
Keller, Kasey	14/14	1290	23	8	8	0.56	9-2-

TOTALS	20	1830	33	12	12	0.59	13-3-4
Opponent Totals	20	1830	12	33	2	1.62	3-13-4

NOTE: U.S. goal totals include own goal by Canada on July 9, 2005; Twellman sent off against Colombia on March 9, 2005; Olsen sent off against Jamaica on July 16, 2005; Convey sent off against Costa Rica on Aug. 17, 2005

2004 USMNT Final Statistics

Full International Record: 8-1-6

INDIVIDUAL STATISTICS

Name	Pos.	GP/GS	Min.	G	A	Pts	Y/R
Albright, Chris	D/M	4/2	258	0	0	0	0/0
Armas, Chris	M	8/8	615	0	0	0	0/0
Beasley, DaMarcus	M	14/13	1170	4	0	8	1/0
Berhalter, Gregg	D	4/4	360	0	0	0	0/0
Bocanegra, Carlos	D	10/9	830	1	3	5	0/0
Califf, Danny	D	1/0	16	1	0	2	0/0
Casey, Conor	F	6/6	391	0	1	1	2/0
Cherundolo, Steve	D	6/5	389	0	2	2	0/0
Ching, Brian	F	4/2	222	2	0	4	0/0
Convey, Bobby	D/M	9/7	717	0	1	1	2/0
Corrales, Ramiro	D/M	1/1	65	0	0	0	0/0
Dempsey, Clint	M	1/0	25	0	0	0	0/0
Donovan, Landon	M/F	14/14	1243	5	6	15	0/0
Friedel, Brad	GK	1/1	90	0	0	0	0/0
Garcia, Nick	D	1/1	90	0	0	0	0/0
Gaven, Eddie	M	1/0	9	0	0	0	0/0
Gibbs, Cory	D/M	7/6	559	0	0	0	2/0
Hartman, Kevin	GK	1/0	45	0	0	0	0/0
Hejduk, Frankie	D/M	8/7	636	0	0	0	2/0
Howard, Tim	GK	3/3	270	0	0	0	0/0
Johnson, Eddie	F	3/1	133	5	0	10	0/0
Jones, Cobi	M	4/0	82	1	0	2	0/0
Keller, Kasey	GK	8/8	720	0	0	0	0/0
Kirovski, Jovan	F	3/0	86	0	0	0	0/0
Klein, Chris	M	2/1	102	0	0	0	0/0
Lewis, Eddie	M	7/2	249	1	2	4	1/0
Mastroeni, Pablo	D/M	7/5	459	0	1	1	1/0
Mathis, Clint	F	6/3	251	0	0	0	0/0
McBride, Brian	F	11/9	747	3	0	6	0/0
Mullan, Brian	M	1/0	19	0	0	0	0/0
Mulrooney, Richard	D/M	2/1	87	0	0	0	0/0
Noonan, Pat	F	1/0	16	0	0	0	0/0
Onyewu, Oguchi	D	2/1	77	0	0	0	2/1
Pope, Eddie	D	9/9	789	1	0	2	2/0
Ralston, Steve	M	3/3	211	0	0	0	1/0
Razov, Ante	F	2/1	86	0	0	0	0/0
Reyna, Claudio	M	8/8	690	0	3	3	1/0
Sanneh, Tony	D/M	4/3	242	1	0	2	0/0
Spector, Jonathan	D	1/0	14	0	0	0	0/0
Stewart, Earnie	M	4/1	124	0	1	1	0/0
Twellman, Taylor	F	2/0	28	0	1	1	0/0
Vanney, Greg	D	6/5	408	1	0	2	0/0
Walker, Jonny	GK	3/3	225	0	0	0	0/0
Wolff, Josh	F	8/6	442	1	2	4	0/0
Wolyniec, John	F	2/1	85	0	0	0	0/0
Zavagnin, Kerry	M	8/5	451	0	1	1	0/0

TOTALS	15	1350	28	23	79	17/1
Opponent Totals	15	1350	9	5	23	37/4

GOALKEEPING STATISTICS

Name	GP/GS	Min.	GF	GA	SO	GAA	W-L-T
Friedel, Brad	1/1	90	1	0	1	0.00	1-0-0
Hartman, Kevin	1/0	45	1	1	0	2.00	0-0-1
Howard, Tim	3/3	270	7	1	2	0.33	2-0-1
Keller, Kasey	8/8	720	17	6	3	0.75	4-1-3
Walker, Jonny	3/3	225	2	1	1	0.40	1-0-1

TOTALS	15	1350	28	9	7	0.60	8-1-6
Opponent Totals	15	1350	9	28	1	1.87	1-8-6

NOTE: U.S. goal totals include own goal by Panama on Oct. 13, 2004; Onyewu sent off against Jamaica on Nov. 17, 2004

2003 & 2002 USMNT FINAL STATISTICS

2003 USMNT Final Statistics

Full International Record: 10-4-2

INDIVIDUAL STATISTICS

Name	Pos.	GP/GS	Min.	G	A	Pts	Y/R
Agoos, Jeff	D	1/1	90	0	0	0	0/0
Armas, Chris	M	4/4	360	0	0	0	0/0
Beasley, DaMarcus	M	12/9	810	1	1	3	0/0
Berhalter, Gregg	D	3/3	258	0	0	0	2/0
Bocanegra, Carlos	D	13/13	1151	4	2	10	4/0
Brown, C.J.	D	1/1	90	0	0	0	0/0
Buddle, Edson	F	1/0	11	0	0	0	0/0
Califf, Danny	D	9/9	810	0	0	0	3/0
Cannon, Joe	GK	1/0	45	0	0	0	0/0
Cherundolo, Steve	D	5/5	425	0	0	0	3/0
Ching, Brian	F	1/0	16	0	0	0	0/0
Convey, Bobby	D/M	15/11	988	1	2	4	3/0
Cunningham, Jeff	F	3/1	79	0	1	1	0/0
Donovan, Landon	M/F	15/13	1224	7	5	19	1/0
Eskandarian, Alecko	F	1/0	2	0	0	0	0/0
Garcia, Nick	D	5/1	149	0	0	0	0/0
Gibbs, Cory	D	7/6	559	0	0	0	0/1
Hahneemann, Marcus	GK	1/1	45	0	0	0	0/0
Hejduk, Frankie	D/M	9/8	739	0	0	0	2/0
Howard, Tim	GK	7/7	585	0	0	0	0/0
Jones, Cobi	M	1/0	12	0	0	0	0/0
Keller, Kasey	GK	7/7	640	0	0	0	0/0
Kirovski, Jovan	F	5/5	364	2	0	4	1/0
Klein, Chris	M	7/6	360	3	0	6	0/0
Lagos, Manny	M	1/0	8	0	0	0	0/0
Lewis, Eddie	M	11/8	735	2	5	9	1/0
Martino, Kyle	M	2/1	78	0	0	0	0/0
Mastroeni, Pablo	D/M	11/10	718	0	0	0	2/0
Mathis, Clint	M/F	12/7	742	1	0	2	0/0
McBride, Brian	F	7/6	407	3	2	8	0/0
Mulrooney, Richard	D/M	8/5	507	0	0	0	0/0
O'Brien, John	M	1/1	90	0	1	1	0/0
Olsen, Ben	M	2/1	90	0	0	0	1/0
Petke, Mike	D	1/0	13	0	0	0	0/0
Pope, Eddie	D	2/2	174	0	0	0	0/0
Ralston, Steve	M	7/3	360	2	3	7	0/0
Reyna, Claudio	M	5/4	249	0	1	1	1/0
Rimando, Nick	GK	2/1	135	0	0	0	0/0
Stewart, Earnie	M	13/7	790	2	0	4	1/0
Suarez, Ryan	D	1/1	77	0	0	0	1/0
Twellman, Taylor	F	5/1	174	0	0	0	1/0
Vagenas, Peter	M	1/0	23	0	0	0	0/0
Vanney, Greg	D	8/7	635	0	3	3	1/0
Victorine, Sasha	D	2/2	131	0	0	0	0/0

TOTALS	16	1440	28	26	82	28/1
Opponent Totals	16	1440	10	6	26	29/4

GOALKEEPING STATISTICS

Name	GP/GS	Min.	GF	GA	SO	GAA	W-L-T
Cannon, Joe	1/0	45	1	0	0	0.00	1-0-0
Hahneemann, Marcus	1/1	45	1	1	0	2.00	0-0-0
Howard, Tim	7/7	585	6	5	2	0.77	2-3-2
Keller, Kasey	7/7	630	17	4	5	0.57	6-1-0
Rimando, Nick	2/1	135	3	0	1	0.00	1-0-0

TOTALS	16	1440	28	10	9	0.62	10-4-2
Opponent Totals	16	1440	10	28	4	1.74	4-10-2

NOTE: U.S. shutout totals include combined shutout on Jan. 18, 2003 (Howard & Rimando); Gibbs sent off against Brazil on July 23, 2003

2002 USMNT Final Statistics

Full International Record: 12-6-2

INDIVIDUAL STATISTICS

Name	Pos.	GP/GS	Min.	G	A	Pts	Y/R
Agoos, Jeff	D	16/15	1256	1	1	3	1/0
Armas, Chris	M	11/11	924	0	1	1	1/0
Barrett, Wade	D	1/1	90	0	0	0	0/0
Beasley, DaMarcus	M	12/8	687	3	1	7	1/0
Berhalter, Gregg	D	8/6	519	0	0	0	3/0
Bocanegra, Carlos	D	6/6	525	0	0	0	1/0
Califf, Danny	D	2/2	180	0	0	0	1/0
Cherundolo, Steve	D	1/1	71	0	0	0	0/0
Convey, Bobby	M	1/0	29	0	0	0	0/0
Cullen, Leo	M	1/0	45	0	0	0	0/0
Cunningham, Jeff	F	4/0	83	0	1	1	0/0
Donovan, Landon	M/F	20/17	1563	6	2	14	5/0
Friedel, Brad	GK	9/9	720	0	0	0	1/0
Hejduk, Frankie	D/M	14/11	1068	0	1	1	3/1
Howard, Tim	GK	2/2	135	0	0	0	1/0
Jones, Cobi	M	14/7	769	0	1	1	0/0
Keller, Kasey	GK	10/8	802	0	0	0	1/0
Kirovski, Jovan	M/F	2/1	70	0	0	0	0/0
Klein, Chris	M	1/1	90	0	1	1	0/0
Lagos, Manny	M	1/1	63	0	0	0	0/0
Lewis, Eddie	M	14/9	826	1	1	3	3/0
Llamas, Carlos	D	5/1	192	0	1	1	0/0
Maisonneuve, Brian	M	3/1	97	0	0	0	0/0
Martino, Kyle	M	1/0	15	0	0	0	0/0
Mastroeni, Pablo	D/M	12/11	1030	0	0	0	2/0
Mathis, Clint	M/F	15/10	899	7	3	17	3/1
McBride, Brian	F	15/15	1177	6	3	15	0/0
Meola, Tony	GK	2/1	128	0	0	0	0/0
Moore, Joe-Max	F	8/2	328	0	2	2	0/0
Mulrooney, Richard	D/M	3/3	270	0	0	0	0/0
O'Brien, John	M	9/9	720	1	2	4	0/0
Olsen, Ben	M	1/1	75	1	0	2	0/0
Pope, Eddie	D	11/11	980	1	0	2	3/0
Razov, Ante	F	3/3	209	1	1	3	1/0
Regis, David	D	4/4	350	0	0	0	0/0
Reyna, Claudio	M	8/8	635	0	0	0	1/0
Rimando, Nick	GK	1/0	45	0	0	0	0/0
Sanneh, Tony	D/M	11/9	816	1	1	3	1/0
Stewart, Earnie	M/F	10/9	542	0	0	0	0/0
Twellman, Taylor	F	1/1	83	0	0	0	0/0
Vanney, Greg	D	3/2	138	0	0	0	0/0
Victorine, Sasha	D	1/1	90	1	0	2	0/0
West, Brian	M	5/0	90	0	1	1	0/0
Williams, Richie	M	3/0	78	0	0	0	0/0
Wolff, Josh	F	10/6	497	3	2	8	2/0

TOTALS	20	1830	34	26	94	35/2
Opponent Totals	20	1830	18	10	46	45/4

GOALKEEPING STATISTICS

Name	GP/GS	Min.	GF	GA	SO	GAA	W-L-T
Friedel, Brad	9/9	720	10	11	1	1.38	3-4-1
Howard, Tim	2/2	135	2	0	1	0.00	2-0-0
Keller, Kasey	10/8	802	17	7	5	0.79	6-2-1
Meola, Tony	2/1	128	4	0	1	0.00	1-0-0
Rimando, Nick	1/0	45	1	0	0	0.00	0-0-0

TOTALS	20	1830	34	18	10	0.89	12-6-2
Opponent Totals	20	1830	18	34	4	1.67	6-12-2

NOTE: U.S. goal totals include an own goal scored by Jorge Costa of Portugal on June 5, 2002; opponent goal totals include an own goal scored by Jeff Agoos on June 5, 2002; Mathis sent off against Ecuador on March 10, 2002; Hejduk sent off against Mexico on April 3, 2002; U.S. shutout totals include combined shutout on May 16, 2002 (Keller & Meola) and on Nov. 17, 2002 (Howard & Rimando)

2001 & 2000 USMNT FINAL STATISTICS

2001 USMNT Final Statistics
Full International Record: 6-6-3

INDIVIDUAL STATISTICS

Name	Pos.	GP/GS	Min.	G	A	Pts	Y/R
Agoos, Jeff	D	13/13	1170	0	1	1	0/0
Albright, Chris	F	3/1	133	0	0	0	0/0
Armas, Chris	M	13/13	1170	0	1	1	1/0
Beasley, DaMarcus	M	3/3	207	0	0	0	0/0
Berhalter, Gregg	D	4/2	92	0	0	0	0/0
Bocanegra, Carlos	D	1/0	45	0	0	0	0/0
Cherundolo, Steve	D	8/8	677	0	1	1	1/0
Convey, Bobby	M	1/1	64	0	0	0	0/0
Cunningham, Jeff	F	1/0	45	0	0	0	0/0
Donovan, Landon	F	8/7	634	0	1	1	0/0
Enochs, Joe	M	1/0	28	0	0	0	0/0
Fraser, Robin	D	1/1	90	0	0	0	0/0
Friedel, Brad	GK	6/6	540	0	0	0	1/0
Gutierrez, Diego	D/M	1/1	45	0	0	0	0/0
Hejduk, Frankie	D/M	1/1	61	0	0	0	0/0
Henderson, Chris	M	1/0	13	0	0	0	0/0
Jones, Cobi	M	10/5	577	0	0	0	0/1
Keller, Kasey	GK	4/4	360	0	0	0	0/0
Kirovski, Jovan	F	7/6	496	0	0	0	1/0
Klein, Chris	M	4/0	57	0	0	0	0/0
Lagos, Manny	M	1/1	90	0	0	0	0/0
Lewis, Eddie	M	2/1	99	0	0	0	0/0
Llamosa, Carlos	D	10/9	821	0	0	0	2/0
Marsch, Jesse	M	1/0	9	0	0	0	0/0
Mastroeni, Pablo	D	2/1	112	0	0	0	0/0
Mathis, Clint	M	6/5	440	2	3	7	3/0
McBride, Brian	F	5/4	237	1	0	2	1/0
Meola, Tony	GK	3/3	270	0	0	0	0/0
Moore, Joe-Max	F	9/6	519	2	0	4	1/0
Mulrooney, Richard	D/M	1/0	23	0	0	0	0/0
O'Brien, John	M	5/3	293	0	0	0	0/0
Olsen, Ben	M	1/1	85	0	0	0	0/0
Petke, Mike	D	1/1	90	0	0	0	0/0
Pope, Eddie	D	9/9	810	0	0	0	0/0
Radosavljevic, Preki	M	2/0	44	0	0	0	0/0
Razov, Ante	F	6/3	290	1	0	2	1/0
Regis, David	D	8/8	707	0	0	0	1/0
Reyna, Claudio	M	6/6	492	0	1	1	2/0
Sanneh, Tony	D	11/10	890	0	1	1	2/0
Stewart, Earnie	M	10/10	900	5	0	10	1/0
Thornton, Zach	GK	2/2	180	0	0	0	0/0
Thorrington, John	M	1/0	19	0	0	0	0/0
Vanney, Greg	D	5/4	360	0	0	0	0/0
West, Brian	M	1/0	18	0	0	0	0/0
Williams, Richie	M	4/2	134	0	0	0	0/0
Wolff, Josh	F	7/4	398	2	1	5	1/0
Zavagnin, Kerry	M	1/0	20	0	0	0	0/0

TOTALS	15	1350	14	11	39	19/1
Opponent Totals	15	1350	13	9	35	20/0

GOALKEEPING STATISTICS

Name	GP/GS	Min.	GF / GA / SO	GAA	W-L-T
Friedel, Brad	6/6	540	8 / 7 / 2	1.17	3-2-1
Keller, Kasey	4/4	360	3 / 1 / 3	0.25	2-1-1
Meola, Tony	3/3	270	3 / 4 / 0	1.33	1-2-0
Thornton, Zach	2/2	180	0 / 1 / 1	0.50	0-1-1
TOTALS	15	1350	14 / 13 / 6	0.87	6-6-3
Opponent Totals	15	1350	13 / 14 / 7	0.93	6-6-3

NOTE: Jones sent off against Honduras on March 28, 2001

2000 USMNT Final Statistics
Full International Record: 9-2-6

INDIVIDUAL STATISTICS

Name	Pos.	GP/GS	Min.	G	A	Pts	Y/R
Agoos, Jeff	D	8/8	750	0	0	0	1/0
Albright, Chris	F	3/1	127	0	0	0	1/0
Armas, Chris	M	14/14	1200	2	1	5	3/0
Balboa, Marcelo	D	1/1	90	0	0	0	0
Berhalter, Gregg	D	8/7	649	0	0	0	1/0
Brown, C.J.	D	5/3	327	0	0	0	0
Convey, Bobby	M	1/0	1	0	0	0	0
Deering, Chad	M	5/2	213	0	0	0	0
Donovan, Landon	F	1/0	58	1	1	3	0
Franchino, Joe	M	1/0	13	0	0	0	0
Fraser, Robin	D	5/5	450	0	0	0	0
Friedel, Brad	GK	6/6	570	0	0	0	0
Harkes, John	M	1/0	45	0	0	0	0
Hejduk, Frankie	M	6/3	310	1	0	2	2/0
Henderson, Chris	M	1/1	32	0	0	0	0
Jones, Cobi	M	16/12	1063	6	9	21	0
Keller, Kasey	GK	7/7	630	0	0	0	0
Kirovski, Jovan	M	9/7	545	1	0	2	0
Klein, Chris	M	2/2	180	0	0	0	0
Kreis, Jason	F	5/2	180	0	0	0	1/0
Lassiter, Roy	F	1/0	34	0	0	0	0
Lewis, Eddie	M	13/11	975	1	3	5	2/1
Llamosa, Carlos	D	9/8	714	0	1	1	1/0
Mathis, Clint	M/F	2/2	180	1	2	4	0
McBride, Brian	F	10/9	765	4	1	9	1/0
Meola, Tony	GK	4/4	360	0	0	0	0
Moore, Joe-Max	F	4/4	351	2	2	6	0
O'Brien, John	M	5/4	349	1	1	3	0
Olsen, Ben	M	10/4	414	1	0	2	2/0
Pope, Eddie	D	6/6	526	1	0	2	0
Ralston, Steve	M	2/1	53	0	0	0	0
Ramos, Tab	M	3/1	139	1	0	2	0
Razov, Ante	F	9/5	492	4	1	9	0
Regis, David	D	8/8	720	0	0	0	2/0
Reyna, Claudio	M	12/11	1000	1	3	5	0
Sanneh, Tony	D/M	10/9	753	0	0	0	1/0
Stewart, Earnie	F	8/7	605	4	4	12	4/0
Vagenas, Pete	M	1/0	4	0	0	0	0
Vanney, Greg	D	6/5	464	0	0	0	1/0
Victorine, Sasha	F	1/0	1	0	0	0	0
West, Brian	F	1/0	2	0	0	0	0
Williams, Richie	M	5/2	257	0	0	0	0
Wolff, Josh	F	2/1	110	1	0	2	0
Wynalda, Eric	F	4/4	317	1	2	4	1/0
Zavagnin, Kerry	M	1/1	90	0	0	0	1/0

TOTALS	17/17	1560	34	31	99	25/1
Opponent Totals	17/17	1560	11	9	31	29/5

GOALKEEPING STATISTICS

Name	GP/GS	Min.	GF / GA / SO	GAA	W-L-T
Friedel, Brad	6/6	570	15 / 4 / 3	0.63	3-0-3
Keller, Kasey	7/7	630	10 / 5 / 4	0.71	3-2-2
Meola, Tony	4/4	360	9 / 2 / 2	0.50	3-0-1
TOTALS	17/17	1560	34 / 11 / 9	0.63	9-2-6
Opponent Totals	17/17	1560	11 / 34 / 2	1.96	2-9-6

NOTE: Lewis sent off against Guatemala on Sept. 3, 2000

1999 USMNT Final Statistics

Full International Record: 7-4-2

INDIVIDUAL STATISTICS

Name	Pos.	GP/GS	Min.	G	A	Pts	Y/R
Agoos, Jeff	D	9/9	616	0	1	1	2/0
Albright, Chris	M	1/0	12	1	0	2	0
Armas, Chris	M	7/6	570	0	0	0	2/0
Baba, Imad	M	1/0	15	0	0	0	0
Balboa, Marcelo	D	2/2	180	0	0	0	0
Berhalter, Gregg	D	5/4	372	0	0	0	2/0
Bravo, Paul	F	2/2	136	1	1	3	1/0
Brown, C.J.	D	8/7	656	0	0	0	1/0
Cherundolo, Steve	D	1/1	90	0	0	0	0
Cullen, Leo	D	2/1	94	0	0	0	0
Deering, Chad	M	2/2	156	0	1	1	0
Dooley, Thomas	D	1/1	90	0	0	0	0
Fraser, Robin	D	7/6	630	0	0	0	2/0
Friedel, Brad	GK	3/2	225	0	0	0	0
Gutierrez, Henry	M	1/1	78	0	0	0	0
Harkes, John	M	3/3	243	0	0	0	2/0
Hartman, Kevin	GK	1/0	45	0	0	0	0
Hejduk, Frankie	M	9/6	600	2	0	4	2/0
Jones, Cobi	M	8/7	642	0	0	0	0
Keller, Kasey	GK	5/5	411	0	0	0	0
Kirovski, Jovan	M	11/10	990	2	1	5	0
Kreis, Jason	F	2/1	76	1	0	2	0
Lassiter, Roy	F	4/1	84	0	0	0	0
Lewis, Eddie	M	12/10	860	1	4	6	1/0
Llamosa, Carlos	D	4/4	338	0	0	0	1/0
Mathis, Clint	M	2/0	35	0	0	0	0
McBride, Brian	F	11/10	856	3	2	8	1/0
McCarty, Chad	D	1/0	22	0	0	0	0
McKeon, Matt	D	2/2	147	0	0	0	2/1
Meola, Tony	GK	3/3	197	0	0	0	0
Moore, Joe-Max	F	8/4	392	3	0	6	1/1
Olsen, Ben	M	7/5	438	2	1	5	1/0
Pope, Eddie	D	3/3	199	0	0	0	0
Presthus, Tom	GK	1/0	45	0	0	0	0
Ralston, Steve	F	1/0	14	0	0	0	0
Razov, Ante	F	3/1	139	0	1	1	0/1
Regis, David	D	2/2	180	0	0	0	0
Reyna, Claudio	M	4/4	360	1	0	2	0
Sanneh, Tony	M	2/2	180	1	0	2	1/0
Stewart, Earnie	F	5/4	374	0	1	1	0
Thornton, Zach	GK	4/3	253	0	0	0	0
Vanney, Greg	D	1/1	90	0	0	0	0
Walsh, Billy	M	1/0	1	0	0	0	0
Williams, Richie	M	7/6	564	0	0	0	2/0
Wolff, Josh	F	1/0	44	0	0	0	0
Wynalda, Eric	F	1/1	59	1	0	2	0

TOTALS	13/13	1176	19	13	51	24/3
Opponent Totals	13/13	1176	11	3	25	25/1

GOALKEEPING STATISTICS

Name	GP/GS	Min.	GF	GA	SO	GAA	W-L-T
Friedel, Brad	3/2	225	4	0	2	0.00	2-0-0
Hartman, Kevin	1/0	45	1	1	0	2.00	0-0-1
Keller, Kasey	5/5	411	4	5	1	1.09	2-3-0
Meola, Tony	3/3	197	3	1	2	0.46	1-0-1
Presthus, Tom	1/0	45	2	1	0	2.00	1-0-0
Thornton, Zach	4/3	253	5	3	0	1.07	1-1-0

TOTALS	13/13	1176	19	11	5	0.84	7-4-2
Opponent Totals	13/13	1176	11	19	3	1.45	4-7-2

NOTE: Includes six minutes of overtime played on Aug. 1 in the Confederations Cup semifinal loss to Mexico; McKeon sent off against Saudi Arabia on Aug. 3, 1999; Moore sent off against Guatemala on Mar. 11, 1999; Razov sent off against Jamaica on Sept. 8, 1999

1998 USMNT Final Statistics

Full International Record: 6-6-4

INDIVIDUAL STATISTICS

Name	Pos.	GP/GS	Min.	G	A	Y/R
Agoos, Jeff	D	12/10	924	0	2	0
Armas, Chris	M	1/0	45	0	0	0
Balboa, Marcelo	D	4/3	257	1	0	0
Berhalter, Gregg	D	2/2	135	0	0	1/0
Brown, C.J.	D	1/0	1	0	0	0
Burns, Mike	D	14/13	1170	0	0	3/0
Chung, Mark	M	1/0	21	0	0	0
Deering, Chad	D	6/6	519	1	0	1/0
Dooley, Thomas	D/M	8/7	659	0	0	0
Friedel, Brad	GK	4/4	360	0	0	0
Harkes, John	M	7/7	630	0	0	2/0
Hejduk, Frankie	M	9/8	695	1	0	2/0
Henderson, Chris	M	2/0	44	0	0	0
Jones, Cobi	M	15/14	1116	0	0	0
Keller, Kasey	GK	10/10	900	0	0	0
Kirovski, Jovan	F	1/1	45	0	0	0
Lalas, Alexi	D	7/6	540	0	1	3/0
Lassiter, Roy	F	4/2	200	0	0	1/0
Lewis, Eddie	M	1/1	73	0	0	0
Llamosa, Carlos	D	1/1	90	0	0	0/1
Maisonneuve, Brian	M	7/5	449	0	1	0
Mathis, Clint	D	1/1	69	0	0	1/0
McBride, Brian	F	9/4	448	2	0	0
Moore, Joe-Max	M/F	13/11	985	1	2	2/0
O'Brien, John	M	1/0	10	0	0	0
Olsen, Ben	M/F	1/0	17	0	0	0
Pope, Eddie	D	12/12	1035	1	0	1/0
Radosavljevic, Preki	M/F	14/1	425	2	2	1/0
Ramos, Tab	M	5/3	209	1	0	0
Regis, David	D	5/5	450	0	0	1/0
Reyna, Claudio	M	9/8	705	1	2	2/0
Sommer, Juergen	GK	1/1	90	0	0	0
Sorber, Mike	M	1/1	45	0	0	0
Stewart, Earnie	M/F	9/8	641	1	0	0
Thornton, Zach	GK	1/1	90	0	0	0
Vanney, Greg	D	1/1	90	0	0	0
Wagner, David	F	2/2	109	0	0	0
Wegerle, Roy	F	12/9	558	2	0	1/0
Williams, Richie	M	1/1	45	0	0	0
Wynalda, Eric	M/F	12/7	724	1	3	0

TOTALS	16/16	1440	15	13	22/1
Opponents	16/16	1440	13	12	21/0

GOALKEEPING STATISTICS

Name	GP/GS	Min.	GF	GA	SO	GAA	W-L-T
Friedel, Brad	4/4	360	6	2	2	0.50	3-1-0
Keller, Kasey	10/10	900	7	9	5	0.90	3-5-2
Sommer, Juergen	1/1	90	2	2	0	2.00	0-0-1
Thornton, Zach	1/1	90	0	0	1	0.00	0-0-1

TOTALS	16/16	1440	15	13	8	0.81	6-6-4
Opponents	16/16	1440	13	15	8	0.94	6-6-4

NOTE: Llamosa sent off against Australia on Nov. 6, 1998

1997 USMNT Final Statistics

Full International Record: 5-6-7

INDIVIDUAL STATISTICS

Name	Pos.	GP/GS	Min.	G	A	Y/R
Agoos, Jeff	D/M	14/13	1146	0	1	1/1
Balboa, Marcelo	D	10/10	900	0	1	1/0
Brose, Dario	M	1/1	45	0	0	0
Burns, Mike	D	13/9	887	0	1	1/0
Calichman, Dan	D	3/2	154	0	0	0
Caligiuri, Paul	D	1/1	90	0	0	0
Chronopoulos, Ted	D	1/0	19	0	0	0
Chung, Mark	M	1/1	59	0	0	0
Corrales, Ramiro	D	2/1	120	0	0	0
Deering, Chad	M	1/1	45	0	0	0
Dodd, Mark	GK	3/2	225	0	0	0
Dooley, Thomas	D/M	10/10	887	0	0	0
Fraser, Robin	D	1/1	90	0	0	0
Friedel, Brad	GK	10/10	783	0	0	0
Harkes, John	M	10/10	870	0	4	4/0
Hejduk, Frankie	M	3/1	97	0	0	0
Henderson, Chris	M	3/1	125	1	1	1/0
Jones, Cobi	M	14/10	850	0	1	3/0
Joseph, Miles	M	1/1	45	0	0	0
Keller, Kasey	GK	6/6	540	0	0	0
Kirovski, Jovan	F	6/4	374	1	0	1/0
Kreis, Jason	M	5/2	235	0	0	0
Lalas, Alexi	D	14/13	1196	2	0	3/1
Lassiter, Roy	F	11/5	570	2	0	0
Maisonneuve, Brian	M	3/1	141	0	0	0
Mason, Michael	M	5/1	138	0	1	0
McBride, Brian	F	7/6	543	2	0	0
Moore, Joe-Max	M/F	5/5	450	1	1	0
Pittman, Steve	D	1/1	60	0	0	0
Pope, Eddie	D	9/9	773	2	0	0
Radosavljevic, Preki	M/F	8/4	418	1	0	0
Ralston, Steve	M	4/3	181	0	0	0
Ramos, Tab	M	3/3	270	1	0	0
Reyna, Claudio	M	11/10	864	1	1	3/0
Sanneh, Tony	M	3/2	225	0	2	2/0
Santel, Mark	D	1/1	90	0	0	1/0
Sommer, Juergen	GK	2/0	72	0	0	0
Sorber, Mike	M	9/6	532	0	0	0
Stewart, Earnie	M/F	7/6	569	1	0	4/0
Vanney, Greg	D	1/1	90	0	0	0
Vasquez, Martin	D/M	6/6	345	0	0	0
Vermes, Peter	D	2/1	106	0	0	0
Wagner, David	F	5/4	256	0	1	0
Washington, Dante	F	1/0	26	0	0	0
Wegerle, Roy	F	3/3	242	2	1	1/0
Wynalda, Eric	F	11/11	990	4	2	1/0

TOTALS	18/18	1620	22	18	27/2
Opponents	18/18	1620	21	16	43/2

GOALKEEPING STATISTICS

Name	GP/GS	Min.	GF / GA / SO	GAA	W-L-T
Dodd, Mark	3/2	225	2 / 4 / 0	1.60	0-1-1
Friedel, Brad	10/10	783	8 / 8 / 3	0.92	3-4-3
Keller, Kasey	6/6	540	9 / 6 / 3	1.00	2-1-3
Sommer, Juergen	2/0	72	3 / 3 / 0	3.75	0-0-0

TOTALS	18/18	1620	22 / 21 / 6	1.17	5-6-7
Opponents	18/18	1620	21 / 22 / 6	1.22	6-5-7

NOTE: Lalas sent off against China on Feb. 1, 1997; Agoos sent off against Mexico on Nov. 2, 1997; U.S. goal totals include an own goal scored by Mexico on April 20, 1997

1996 USMNT Final Statistics

Full International Record: 10-4-2

INDIVIDUAL STATISTICS

Name	Pos.	GP/GS	Min.	G	A	Y/R
Agoos, Jeff	D	13/13	1158	1	1	2/0
Balboa, Marcelo	D	8/8	720	1	1	0
Benedetti, Scott	D	1/1	80	0	0	0
Brose, Dario	M	1/1	90	1	0	0
Burns, Mike	D	13/9	911	0	2	2/0
Caligiuri, Paul	D	8/4	454	0	0	3/0
Corrales, Ramiro	M	1/0	10	0	0	0
Cozier, Mac	M	1/0	58	0	0	0
Dodd, Mark	GK	1/1	90	0	0	0
Dooley, Thomas	D/M	9/8	589	2	0	2/0
Eck, Ted	F	1/1	60	0	0	0
Flores, Jorge	M	1/1	45	0	0	0
Friedel, Brad	GK	7/7	630	0	0	1/0
Harbor, Jean	F	1/1	32	0	0	0
Harkes, John	M	13/13	1085	0	5	1/0
Hejduk, Frankie	D	2/1	100	1	0	0
Holocher, Paul	F	1/0	30	0	0	0
Ianni, Tayt	M	1/1	90	0	0	0
Ibsen, Zak	D	1/1	90	0	0	0
Jones, Cobi	M	14/12	1073	2	0	0
Joseph, Miles	M	2/0	27	0	0	1/0
Keller, Kasey	GK	7/7	630	0	0	1/0
Kirovski, Jovan	F	7/2	237	1	0	0
Kreis, Jason	M	2/2	135	0	0	0
Lalas, Alexi	D	14/14	1265	0	4	7/0
Lassiter, Roy	F	7/1	236	1	0	2/0
Leonetti, Joey	D	1/0	45	0	0	0
Lewis, Eddie	M	1/1	90	0	1	0
Lozzano, Lawrence	D	1/1	90	0	0	1/0
Martin, Tim	D	1/1	90	0	0	0
McBride, Brian	F	7/2	281	2	1	0
Moore, Joe-Max	F	11/9	767	4	0	1/0
Pope, Eddie	D	5/5	430	0	0	0
Radosavljevic, Preki	F	4/2	201	1	1	0
Ramos, Tab	M	12/12	1006	1	1	4/0
Reyna, Claudio	M	14/12	1113	1	3	1/0
Sommer, Juergen	GK	1/1	90	0	0	0
Sorber, Mike	M	3/1	103	0	0	1/0
Stewart, Earnie	F	5/5	450	0	1	2/0
Vanney, Greg	D	1/0	20	0	0	0
Vasquez, Martin	D	1/1	90	0	0	1/0
Wagner, David	F	1/1	45	0	0	0
Wynalda, Eric	F	13/13	1061	9	2	4/0

TOTALS	16/16	1440	28	23	37/0
Opponents	16/16	1440	19	11	28

GOALKEEPING STATISTICS

Name	GP/GS	Min.	GF / GA / SO	GAA	W-L-T
Dodd, Mark	1/1	90	1 / 4 / 0	4.00	0-1-0
Friedel, Brad	7/7	630	12 / 11 / 0	1.57	3-2-2
Keller, Kasey	7/7	630	13 / 3 / 5	0.43	6-1-0
Sommer, Juergen	1/1	90	2 / 1 / 0	1.00	1-0-0

TOTALS	16/16	1440	28 / 19 / 5	1.19	10-4-2
Opponents	16/16	1440	19 / 28 / 2	1.75	4-10-2

1995 & 1994 USMNT FINAL STATISTICS

1995 USMNT Final Statistics

Full International Record: 5-6-3

INDIVIDUAL STATISTICS

Name	Pos.	GP/GS	Min.	G	A	Y/R
Agoos, Jeff	D	5/5	424	0	0	1/0
Balboa, Marcelo	D	6/6	466	1	0	1/0
Berhalter, Gregg	D	1/0	31	0	0	0
Bliss, Brian	D	3/1	93	0	0	0
Bravo, Paul	F	1/0	28	0	0	0
Burns, Mike	M	14/13	1172	0	1	2/0
Caligiuri, Paul	D	14/14	1250	1	0	0
Deering, Chad	M	1/1	46	0	0	0
Dooley, Thomas	M	9/9	786	1	0	1/0
Friedel, Brad	GK	9/9	765	0	0	1/0
Harkes, John	M	8/8	720	2	1	3/0
Henderson, Chris	M	2/1	116	0	0	0
Ibsen, Zak	D	2/1	127	0	0	1/0
Jones, Cobi	M	12/6	758	1	4	1/0
Keller, Kasey	GK	4/4	360	0	0	1/0
Kerr, John Jr.	F	5/3	320	1	1	0
Kirovski, Jovan	F	7/1	287	0	0	0
Klopas, Frank	F	10/7	463	1	0	3/0
Lalas, Alexi	D	12/11	1028	2	0	2/0
Lapper, Mike	D	4/4	315	0	0	1/0
Lassiter, Roy	F	2/0	90	1	1	0
Lozzano, Lawrence	D	2/1	51	0	0	0
Moore, Joe-Max	F	7/6	585	2	1	0
Pittman, Steve	D	1/1	90	0	0	0
Quesada, David	F	1/0	2	0	0	0
Razov, Ante	M	1/0	37	0	0	0
Ramos, Tab	M	8/2	350	1	2	0
Reyna, Claudio	M	9/8	631	1	3	2/0
Salcedo, Jorge	D	1/0	1	0	0	0
Sommer, Juergen	GK	2/1	128	0	0	0
Sorber, Mike	M	9/7	535	0	0	0
Stewart, Earnie	F	9/9	763	1	2	4/0
Trittschuh, Steve	D	1/1	90	0	0	1/0
Wegerle, Roy	F	5/5	258	1	1	0
Wynalda, Eric	F	8/8	568	3	1	3/0

TOTALS	14/14	1253	20	18	28/0
Opponents	14/14	1253	18	11	36

GOALKEEPING STATISTICS

Name	GP/GS	Min.	GF / GA / SO	GAA	W-L-T
Friedel, Brad	9/9	765	5 / 11 / 2	1.29	1-5-2
Keller, Kasey	4/4	360	10 / 5 / 2	1.25	3-1-0
Sommer, Juergen	2/1	128	5 / 2 / 0	1.41	1-0-1

TOTALS	14/14	1253	20 / 18 / 4	1.29	5-6-3
Opponents	14/14	1253	18 / 20 / 6	1.44	6-5-3

1994 USMNT Final Statistics

Full International Record: 7-9-11

INDIVIDUAL STATISTICS

Name	Pos.	GP/GS	Min.	G	A	Y/R
Agoos, Jeff	D	13/12	997	0	0	0
Armstrong, Desmond	D	11/11	889	0	0	1/0
Balboa, Marcelo	D	24/22	1833	4	0	1/1
Berhalter, Gregg	D	1/0	44	0	0	0
Bliss, Brian	D	1/0	83	0	0	0
Bravo, Paul	M/F	1/0	8	0	0	0
Brose, Dario	M	2/0	80	0	0	0
Burns, Mike	M	20/16	1467	0	2	7/0
Caligiuri, Paul	D	20/16	1420	0	2	1/0
Chung, Mark	M	1/0	7	0	0	0
Clavijo, Fernando	D	8/6	591	0	0	3/1
Deering, Chad	M	1/0	44	0	0	0
Dooley, Thomas	D/M	22/21	1829	0	0	1/0
Doyle, John	D	4/4	316	0	1	0
Dunn, Jason	F	3/1	119	0	0	0
Friedel, Brad	GK	10/10	857	0	0	1/0
Hahnemann, Marcus	GK	3/3	249	0	0	0
Harkes, John	M	3/3	270	0	0	2/0
Henderson, Chris	M	13/10	821	0	1	1/0
Ibsen, Zak	D	3/0	113	0	0	0
Jones, Cobi	M	23/19	1692	2	0	0
Kerr, John Jr.	F	1/1	90	0	0	0
Kinnear, Dominic	M	9/5	482	0	0	0
Kirovski, Jovan	F	4/3	208	2	0	0
Klopas, Frank	M/F	15/12	857	8	0	5/0
Kooiman, Cle	D	2/2	180	0	0	1/0
Lalas, Alexi	D	22/22	1929	1	1	4/1
Lapper, Mike	D	10/8	694	1	1	1/1
Ligeon, Maurice	D/M	1/0	18	0	0	0
Lozzano, Lawrence	D	4/2	275	0	0	0
Meola, Tony	GK	14/14	1260	0	0	0
Michallik, Janusz	D/M	12/7	608	0	1	1/0
Moore, Joe-Max	M/F	11/7	485	1	1	1/0
Perez, Hugo	M	17/16	1206	3	3	1/0
Quinn, Brian	M	8/3	361	0	0	0
Ramos, Tab	M	7/6	514	0	1	1/0
Reyna, Claudio	M	19/8	1063	2	1	2/0
Salcedo, Jorge	M	2/0	90	0	0	0
Sommer, Juergen	GK	2/0	43	0	0	0
Sorber, Mike	M	18/14	1270	1	1	2/0
Stewart, Earnie	F	7/5	495	1	0	0
Thornton, Zach	GK	1/0	21	0	0	0
Vargas, Nelson	F	3/0	93	0	0	0
Vermes, Peter	F	3/1	103	0	0	0
Wegerle, Roy	M/F	7/0	173	1	0	0
Wynalda, Eric	M/F	8/3	435	1	1	0

TOTALS	27/27	2430	30	17	37/4
Opponents	27/27	2430	28	17	44

GOALKEEPING STATISTICS

Name	GP/GS	Min.	GF / GA / SO	GAA	W-L-T
Friedel, Brad	10/10	857	10 / 12 / 2	1.26	1-3-5
Hahnemann, Marcus	3/3	249	4 / 2 / 1	0.72	1-1-1
Meola, Tony	14/14	1260	15 / 13 / 4	0.93	5-4-5
Sommer, Juergen	2/0	43	1 / 1 / 0	2.09	0-1-0
Thornton, Zach	1/0	21	0 / 0 / 0	0.00	0-0-0

TOTALS	27/27	2430	30 / 28 / 7	1.04	7-9-11
Opponents	27/27	2430	28 / 30 / 6	1.11	9-7-11

NOTE: U.S. goal totals include own goals scored by Switzerland on Jan. 22, 1994 and Colombia on June 22, 1994; Lalas sent off against Moldova on April 16, 1994; Lapper sent off against Estonia on May 7, 1994; Balboa sent off against Greece on May 28, 1994; Clavijo sent off against Brazil on July 4, 1994

1993 & 1992 USMNT FINAL STATISTICS

1993 USMNT Final Statistics

Full International Record: 10-13-11

INDIVIDUAL STATISTICS

Name	Pos.	GP/GS	Min.	G	A	Y/R
Agoos, Jeff	D	20/16	1333	1	1	2/0
Allnutt, Yari	D	3/1	182	2	0	1/0
Armstrong, Desmond	D	27/22	2128	0	0	1/0
Balboa, Marcelo	D	10/9	707	0	0	1/0
Bliss, Brian	D	1/0	30	0	0	0
Caligiuri, Paul	D	15/12	1075	0	0	1/0
Chung, Mark	M	14/3	519	2	2	0
Clavijo, Fernando	D	23/23	2029	0	0	2/1
Deering, Chad	F	2/0	85	0	0	0
Dooley, Thomas	D/M	17/17	1437	4	2	1/0
Doyle, John	D	9/9	810	1	0	2/0
Eichmann, Eric	M	2/0	77	0	0	0
Ervine, Dale	F	2/1	111	0	0	0
Friedel, Brad	GK	16/15	1395	0	0	1/0
Gjonbalaj, Sadri	F	2/1	73	0	0	0
Harbor, Jean	F	12/8	776	0	1	0
Harkes, John	D/M	7/7	624	0	1	0
Henderson, Chris	M	26/26	1969	1	5	2/0
Imler, Erik	D	1/1	43	0	0	0
Jones, Cobi	M/F	30/16	1824	2	5	0
Kinnear, Dominic	M	21/13	1148	7	1	2/0
Klopas, Frank	F	1/1	90	0	0	0
Kooiman, Cle	D	10/10	913	1	0	1/0
Lalas, Alexi	D	25/19	1857	4	3	2/0
Lapper, Mike	D	25/25	2205	0	1	1/0
Martin, Tim	D	1/0	45	0	0	0
McBride, Brian	F	1/0	27	0	0	0
Meola, Tony	GK	18/18	1588	0	0	2/0
Michallik, Janusz	D/M	9/3	370	1	2	1/0
Moore, Joe-Max	M/F	23/12	1254	8	4	0
Murray, Bruce	M	12/10	651	2	0	0
Perez, Hugo	M	12/12	773	3	2	1/0
Prampin, Alan	F	2/0	8	0	0	0
Quinn, Brian	M	9/8	648	0	1	1/0
Ramos, Tab	M	9/9	802	0	3	3/0
Santel, Mark	D/M	4/1	134	1	0	0
Smith, Kevin	M	1/0	45	0	0	0
Sorber, Mike	M	15/11	1056	0	1	0
Stanisic, Scoop	GK	1/1	90	0	0	0
Stewart, Earnie	F	6/3	373	2	1	0
Vermes, Peter	F	12/9	626	1	2	0
Washington, Dante	F	3/1	133	0	0	0
Wegerle, Roy	M/F	10/9	843	0	4	0
Woodring, Peter	M	3/2	161	0	0	0
Wynalda, Eric	F	9/9	736	2	0	0

TOTALS	34/34	3073	45	42	28/1
Opponents	34/34	3073	44	26	52

GOALKEEPING STATISTICS

Name	GP/GS	Min.	GF / GA / SO	GAA	W-L-T
Friedel, Brad	16/15	1395	18 / 18 / 5	1.16	3-6-7
Meola, Tony	18/18	1588	25 / 24 / 7	1.36	7-7-3
Stanisic, Scoop	1/1	90	2 / 2 / 0	2.00	0-0-1

TOTALS	34/34	3073	45 / 44 / 12	1.29	10-13-11
Opponents	34/34	3073	44 / 45 / 12	1.31	13-10-11

NOTE: Clavijo sent off after leaving the U.S. bench against El Salvador on Dec. 5, 1993; Minute totals include sudden-death overtime victory (103 minutes) vs. Costa Rica on July 21, 1993

1992 USMNT Final Statistics

Full International Record: 6-11-4

INDIVIDUAL STATISTICS

Name	Pos.	GP/GS	Min.	G	A	Y/R
Acosta, Jorge	F	10/5	503	0	1	2/0
Allnutt, Yari	M	2/0	63	0	0	0
Armstrong, Desmond	D	9/9	765	0	0	0
Balboa, Marcelo	D	21/21	1879	3	1	6/1
Benedict, Brian	M	3/2	109	0	0	0
Burns, Mike	D	1/1	90	0	0	0
Caligiuri, Paul	M	7/6	509	0	1	0
Chung, Mark	M	7/2	285	0	0	0
Clavijo, Fernando	D	15/12	1160	0	1	1/0
DeBrito, John	M	5/3	303	0	0	0
Dodd, Mark	GK	4/3	296	0	0	1/0
Dooley, Thomas	D	5/5	450	0	1	0
Doyle, John	D	12/12	1080	0	1	1/0
Eck, Ted	F	1/0	7	0	0	0
Feuer, Ian	GK	1/0	19	0	0	0
Friedel, Brad	GK	1/1	90	0	0	0
Gosselin, Mike	D	1/0	12	0	0	0
Harbor, Jean	F	2/1	118	0	0	0
Harkes, John	M	5/5	438	2	0	1/0
Henderson, Chris	M	9/7	564	0	0	0
Huseinovic, Mirsad	M	1/0	2	0	0	0
Ibsen, Zak	D	9/2	341	0	0	0
Jaguande, Carlos	F	2/0	55	0	0	0
Jones, Cobi	F	3/1	134	1	2	0
Keller, Kasey	GK	1/1	90	0	0	0
Kinnear, Dominic	M	10/8	676	1	1	1/0
Kmosko, Matt	D	3/2	198	0	0	0
Lapper, Mike	D	4/4	360	0	0	0
Lassiter, Roy	F	1/0	29	0	0	0
Leonetti, Joey	F	1/0	29	0	0	0
Masters, Mike	F	1/0	31	0	0	0
Meola, Tony	GK	16/16	1395	0	0	0
Michallik, Janusz	D	16/11	976	0	2	0
Moore, Joe-Max	M	1/1	90	0	1	1/0
Murray, Bruce	M	12/12	817	2	1	2/0
Perez, Hugo	M	17/17	1378	3	1	1/0
Quinn, Brian	M	19/19	1651	0	0	4/1
Ramos, Tab	M	6/6	525	1	1	0
Savage, Bruce	D	8/6	574	0	0	0
Sorber, Mike	M	12/7	743	1	0	0
Stewart, Earnie	F	7/2	299	0	0	1/0
Strouse, Andy	F	3/2	188	0	0	0
Sullivan, Chris	F	2/1	84	0	0	1/0
Vermes, Peter	F	9/9	511	1	1	0
Wegerle, Roy	M	4/3	315	1	1	0
Wynalda, Eric	F	7/7	559	5	1	0

TOTALS	21/21	1890	21	18	23/2
Opponents	21/21	1890	27	15	22

GOALKEEPING STATISTICS

Name	GP/GS	Min.	GF / GA / SO	GAA	W-L-T
Dodd, Mark	4/3	296	1 / 5 / 1	1.52	0-3-1
Feuer, Ian	1/0	19	0 / 1 / 0	4.74	0-0-0
Friedel, Brad	1/1	90	2 / 0 / 1	0.00	1-0-0
Keller, Kasey	1/1	90	0 / 1 / 0	1.00	0-1-0
Meola, Tony	16/16	1395	18 / 20 / 4	1.29	5-7-3

TOTALS	21/21	1890	21 / 27 / 6	1.29	6-11-4
Opponents	21/21	1890	27 / 21 / 12	1.00	11-6-4

NOTE: Balboa sent off against El Salvador on Feb. 18, 1992; Quinn sent off against Saudi Arabia on Oct. 15, 1992

1991 USMNT Final Statistics

Full International Record: 8-4-5

INDIVIDUAL STATISTICS

Name	Pos.	GP/GS	Min.	G	A	Y/R
Acosta, Jorge	F	2/2	89	0	0	0
Agoos, Jeff	D	7/6	435	0	0	0
Armstrong, Desmond	D	11/10	916	0	0	1/0
Baicher, Jeff	F	1/0	12	0	0	0
Balboa, Marcelo	D	15/15	1330	2	1	2/1
Banks, Jimmy	D	3/3	251	0	0	0
Benedict, Brian	M	1/0	45	0	0	0
Caligiuri, Paul	D	8/8	720	0	0	0
Clavijo, Fernando	D	14/13	1195	0	0	1/1
Cruz, Alberto		1/0	45	0	0	0
Dayak, Troy	D	4/4	345	0	0	0
DeBrito, John	M	1/0	15	0	0	0
Dodd, Mark	GK	1/1	90	0	0	0
Doyle, John	D	5/5	450	1	0	2/0
Dufrene, Ronil		2/1	90	0	0	0
Eck, Ted	F	5/0	143	0	0	0
Fraser, Robin	D	2/1	162	0	0	0
Gjonbalaj, Sadri	F	1/1	45	1	0	0
Gyau, Philip	F	1/0	13	0	0	0
Henderson, Chris	F	16/16	1278	0	3	1/0
Jonas, Mark		1/0	45	0	0	0
Kinnear, Dominic	M	11/4	444	2	0	0
Klopas, Frank	F	1/1	90	1	0	0
Krumpe, Paul	M	3/3	270	0	0	1/0
Lalas, Alexi	D	2/2	180	0	2	0
Meola, Tony	GK	17/16	1530	0	0	0
Michallik, Janusz	M	7/6	477	0	1	0
Murray, Bruce	F	16/15	1438	6	3	0/1
Perez, Hugo	M	11/9	878	1	2	1/0
Quinn, Brian	M	11/11	990	1	1	0
Santel, Mark	D	2/0	49	0	0	0
Savage, Bruce	D	6/3	415	0	0	0
Slivinski, Mike	M	1/1	45	0	0	0
Snyder, Troy	D	4/0	61	0	0	0
Trittschuh, Steve	D	4/2	240	0	0	0
Vargas, Nelson	M	1/0	45	0	0	0
Vermes, Peter	F	12/12	1027	3	0	0
Washington, Dante	F	2/2	135	2	0	0
Wynalda, Eric	F	15/15	886	2	3	2/0

TOTALS	17/17	1530	22	16	11/3
Opponents	17/17	1530	13	-	-

GOALKEEPING STATISTICS

Name	GP/GS	Min.	GF / GA / SO	GAA	W-L-T
Dodd, Mark	1/1	90	1 / 0 / 1	1.00	1-0-0
Meola, Tony	16/16	1440	21 / 13 / 6	0.81	7-4-5
<hr/>					
TOTALS	17/17	1530	22 / 13 / 7	0.76	8-4-5
Opponents	17/17	1530	13 / 22 / 4	1.29	4-8-5

NOTES: Balboa sent off against Guatemala on July 1, 1991;
Clavijo sent off against Argentina on May 19, 1991; Murray
sent off against Costa Rica on Nov. 24, 1991

YEAR-BY-YEAR ALL-TIME RESULTS

USMNT Year-by-Year All-Time Results

All-Time Record: 339-266-166

World Cup Record: 9-20-8

World Cup Qualifying Record: 84-44-40

** FIFA World Cup qualifier ** FIFA World Cup ^ Concacaf Gold Cup*
@ CONMEBOL Copa America # FIFA Confederations Cup & Concacaf Nations League
+ FIFA Confederations Cup Qualifier % NAFC Championship ++ Olympics

2024

Date	Opponent	Result	Location	Attendance
Jan. 20	Slovenia	0-1 L	San Antonio, Texas	9,191
March 21	Jamaica &	3-1 W (aet)	Arlington, Texas	40,926
March 24	Mexico &	2-0 W	Arlington, Texas	59,471
June 8	Colombia	1-5 L	Landover, Md.	55,494
June 12	Brazil	1-1 D	Orlando, Fla.	60,016
June 24	Bolivia @	2-0 W	Arlington, Texas	47,873
June 27	Panama @	1-2 L	Atlanta, Ga.	59,145
July 1	Uruguay @	0-1 L	Kansas City, Mo.	55,460
Sept. 7	Canada	1-2 L	Kansas City, Kan.	10,523
Sept. 10	New Zealand	1-1 D	Cincinnati, Ohio	15,711
Oct. 12	Panama	2-0 W	Austin, Texas	20,239
Oct. 15	Mexico	0-2 L	Guadalajara, Mexico	45,537
Nov. 14	Jamaica &	1-0 W	Kingston, Jamaica	25,500
Nov. 18	Jamaica &	4-2 W	St. Louis, Mo.	21,080

2023

Date	Opponent	Result	Location	Attendance
Jan. 25	Serbia	1-2 L	Los Angeles, Calif.	11,475
Jan. 28	Colombia	0-0 D	Carson, Calif.	(so) 27,000
March 24	Grenada &	7-1 W	St. Georges, Grenada	7,032
March 27	El Salvador &	1-0 W	Orlando, Fla.	18,947
April 19	Mexico	1-1 D	Glendale, Ariz.	55,730
June 15	Mexico &	3-0 W	Las Vegas, Nev.	(so) 65,000
June 18	Canada &	2-0 W	Las Vegas, Nev.	35,000
June 24	Jamaica ^	1-1 D	Chicago, Ill.	36,666
June 28	St. Kitts and Nevis ^	6-0 W	St. Louis, Mo.	21,216
July 2	Trinidad and Tobago ^	6-0 W	Charlotte, N.C.	40,243
July 9	Canada ^	2-2 D (3-2 PK)	Cincinnati, Ohio	24,979
July 12	Panama ^	1-1 D (4-5 PK)	San Diego, Calif.	31,690
Sept. 9	Uzbekistan	3-0 W	St. Louis, Mo.	15,569
Sept. 12	Oman	4-0 W	St. Paul, Minn.	13,665
Oct. 14	Germany	1-3 L	East Hartford, Conn.	(so) 37,743
Oct. 17	Ghana	4-0 W	Nashville, Tenn.	18,486
Nov. 16	Trinidad and Tobago &	3-0 W	Austin, Texas	19,850
Nov. 20	Trinidad and Tobago &	1-2 L	Port of Spain, Trinidad	9,436

2022

Date	Opponent	Result	Location	Attendance
Jan. 27	El Salvador *	1-0 W	Columbus, Ohio	(so) 20,000
Jan. 30	Canada *	0-2 L	Hamilton, Canada	12,000
Feb. 2	Honduras *	3-0 W	St. Paul, Minn.	(so) 19,202
March 24	Mexico *	0-0 D	Mexico City, Mexico	47,000
March 27	Panama *	5-1 W	Orlando, Fla.	(so) 25,022
March 30	Costa Rica *	0-2 L	San Jose, Costa Rica	19,569
June 1	Morocco	3-0 W	Cincinnati, Ohio	19,512
June 5	Uruguay	0-0 D	Kansas City, Kan.	(so) 19,569
June 10	Grenada &	5-0 W	Austin, Texas	(so) 20,500
June 14	El Salvador &	1-1 D	San Salvador, El Salvador	6,313
Sept. 23	Japan	0-2 L	Düsseldorf, Germany	5,149
Sept. 27	Saudi Arabia	0-0 D	Murcia, Spain	364
Nov. 21	Wales **	1-1 D	Al Rayyan, Qatar	(so) 43,418
Nov. 25	England **	0-0 D	Al Khor, Qatar	(so) 68,463
Nov. 29	Iran **	1-0 W	Doha, Qatar	(so) 42,127
Dec. 3	Netherlands **	1-3 L	Khalifa, Qatar	(so) 44,846

YEAR-BY-YEAR ALL-TIME RESULTS

2021

Date	Opponent	Result	Location	Attendance
Jan. 31	Trinidad & Tobago	7-0 W	Orlando, Fla.	3503 (limited)
March 25	Jamaica	4-1 W	Wiener Neustadt, Austria	N/A
March 28	N. Ireland	2-1 W	Belfast, Northern Ireland	N/A
May 30	Switzerland	1-2 L	St. Gallen, Switzerland	100 (limited)
June 3	Honduras	1-0 W	Denver, Colo.	34,451
June 6	Mexico &	3-2 W (aet)	Denver, Colo.	37,648
June 9	Costa Rica &	4-0 W	Sandy, Utah	19,007
July 11	Haiti ^	1-0 W	Kansas City, Kan.	12,664
July 15	Martinique ^	6-1 W	Kansas City, Kan.	7,511
July 18	Canada ^	1-0 W	Kansas City, Kan.	18,467
July 25	Jamaica ^	1-0 W	Arlington, Texas	41,318
July 29	Qatar ^	1-0 W	Austin, Texas	(so) 20,500
Aug. 1	Mexico ^	1-0 W (aet)	Las Vegas, Nev.	(so) 61,514
Sept. 2	El Salvador	0-0 D	San Salvador, El Salvador	(so) 29,000
Sept. 5	Canada *	1-1 D	Nashville, Tenn.	43,028
Sept. 8	Honduras *	1-0 W	San Pedro Sula, Honduras	31,000
Oct. 7	Jamaica *	2-0 W	Austin, Texas	(so) 20,500
Oct. 10	Panama *	0-1 L	Panama City, Panama	21,000
Oct. 13	Costa Rica *	2-1 W	Columbus, Ohio	(so) 20,165
Nov. 12	Mexico *	2-0 W	Cincinnati, Ohio	(so) 26,000
Nov. 16	Jamaica *	1-1 D	Kingston, Jamaica	4,100
Dec. 18	Bosnia & Herzegovina	1-0 W	Carson, Calif.	11,044

2020

Date	Opponent	Result	Location	Attendance
Feb. 1	Costa Rica	1-0 W	Carson, Calif.	9,172
Nov. 12	Wales	0-0 D	Swansea, Wales	N/A
Nov. 16	Panama	6-2 W	Wiener Neustadt, Austria	N/A
Dec. 9	El Salvador	6-0 W	Fort Lauderdale, Fla.	2,500

2019

Date	Opponent	Result	Location	Attendance
Jan. 27	Panama	3-0 W	Glendale, Ariz.	9,040
Feb. 2	Costa Rica	2-0 W	San Jose, Calif.	13,656
March 21	Ecuador	1-0 W	Orlando, Fla.	17,422
March 26	Chile	1-1 D	Houston, Texas	18,033
June 5	Jamaica	0-1 L	Washington, D.C.	17,719
June 9	Venezuela	0-3 L	Cincinnati, Ohio	23,955
June 18	Guyana ^	4-0 W	Saint Paul, Minn.	19,418
June 22	Trinidad & Tobago ^	6-0 W	Cleveland, Ohio	23,921
June 26	Panama ^	1-0 W	Kansas City, Kan.	17,037
June 30	Curaçao ^	1-0 W	Philadelphia, Pa.	26,233
July 3	Jamaica ^	3-1 W	Nashville, Tenn.	28,473
July 7	Mexico ^	0-1 L	Chicago, Ill.	62,493
Sept. 6	Mexico	0-3 L	East Rutherford, N.J.	47,960
Sept. 10	Uruguay	1-1 D	St. Louis, Mo.	20,625
Oct. 11	Cuba &	7-0 W	Washington, D.C.	13,784
Oct. 15	Canada &	0-2 L	Toronto, Canada	17,126
Nov. 15	Canada &	4-1 W	Orlando, Fla.	13,103
Nov. 19	Cuba&	4-0 W	George Town, Cayman Islands	1,966

2018

Date	Opponent	Result	Location	Attendance
Jan. 28	Bosnia and Herzegovina	0-0 D	Carson, Calif.	11,161
March 27	Paraguay	1-0 W	Cary, N.C.	9,895
May 28	Bolivia	3-0 W	Chester, Pa.	11,882
June 2	Ireland	1-2 L	Dublin, Ireland	32,300
June 9	France	1-1 D	Lyon, France	58,241
Sept. 7	Brazil	0-2 L	East Rutherford, N.J.	32,489
Sept. 11	Mexico	1-0 W	Nashville, Tenn.	40,194
Oct. 11	Colombia	2-4 L	Tampa, Fla.	38,631
Oct. 16	Peru	1-1 D	East Hartford, Conn.	24,959
Nov. 15	England	0-3 L	London, England	68,155
Nov. 20	Italy	0-1 L	Genk, Belgium	13,500

YEAR-BY-YEAR ALL-TIME RESULTS

2017

Date	Opponent	Result	Location	Attendance
Jan. 29	Serbia	0-0 D	San Diego, Calif.	20,079
Feb. 3	Jamaica	1-0 W	Chattanooga, Tenn.	17,903
March 24	Honduras *	6-0 W	San Jose, Calif.	17,729
March 28	Panama *	1-1 D	Panama City, Panama	23,052
June 3	Venezuela	1-1 D	Sandy, Utah	17,315
June 8	Trinidad & Tobago *	2-0 W	Commerce City, Colo.	(so) 19,188
June 11	Mexico *	1-1 D	Mexico City, Mexico	71,537
July 1	Ghana	2-1 W	East Hartford, Conn.	28,754
July 8	Panama ^	1-1 D	Nashville, Tenn.	47,622
July 12	Martinique ^	3-2 W	Tampa, Fla.	23,368
July 15	Nicaragua ^	3-0 W	Cleveland, Ohio	27,934
July 19	El Salvador ^	2-0 W	Philadelphia, Pa.	31,615
July 22	Costa Rica ^	2-0 W	Arlington, Texas	45,516
July 26	Jamaica ^	2-1 W	Santa Clara, Calif.	63,032
Sept. 1	Costa Rica *	0-2 L	Harrison, N.J.	(so) 26,500
Sept. 5	Honduras *	1-1 D	San Pedro Sula, Honduras	(so) 37,325
Oct. 6	Panama *	4-0 W	Orlando, Fla.	(so) 25,303
Oct. 10	Trinidad & Tobago *	1-2 L	Trinidad & Tobago	1,500
Nov. 14	Portugal	1-1 D	Leiria, Portugal	19,017

2016

Date	Opponent	Result	Location	Attendance
Jan. 31	Iceland	3-2 W	Carson, Calif.	8,803
Feb. 5	Canada	1-0 W	Carson, Calif.	9,274
March 25	Guatemala *	0-2 L	Guatemala City, Guatemala	18,313
March 29	Guatemala *	4-0 W	Columbus, Ohio	20,624
May 22	Puerto Rico	3-1 W	Bayamon, Puerto Rico	14,000
May 25	Ecuador	1-0 W	Frisco, Texas	9,893
May 28	Bolivia	4-0 W	Kansas City, Kan.	8,894
June 3	Colombia @	0-2 L	Santa Clara, Calif.	67,439 (so)
June 7	Costa Rica @	4-0 W	Chicago, Ill.	39,642
June 11	Paraguay @	1-0 W	Philadelphia, Pa.	51,041
June 16	Ecuador @	2-1 W	Seattle, Wash.	47,322
June 21	Argentina @	0-4 L	Houston, Texas	70,858 (so)
June 25	Colombia @	0-1 L	Glendale, Ariz.	29,041
Sept. 2	St. Vincent & the Grenadines *	6-0 W	Kingstown, St. Vincent and the Grenadines	N/A
Sept. 6	Trinidad & Tobago *	4-0 W	Jacksonville, Fla.	19,410
Oct. 7	Cuba	2-0 W	Havana, Cuba	7,000
Oct. 11	New Zealand	1-1 D	Washington, D.C.	9,012
Nov. 11	Mexico *	1-2 L	Columbus, Ohio	24,650
Nov. 15	Costa Rica *	0-4 L	San Jose, Costa Rica	35,400

2015

Date	Opponent	Result	Location	Attendance
Jan. 28	Chile	2-3 L	Rancagua, Chile	12,420
Feb. 8	Panama	2-0 W	Carson, Calif.	20,271
March 25	Denmark	2-3 L	Århus, Denmark	10,505
March 31	Switzerland	1-1 D	Zurich, Switzerland	16,100
April 15	Mexico	2-0 W	San Antonio, Texas	(SO) 64,369
June 5	Netherlands	4-3 W	Amsterdam, Netherlands	46,000
June 10	Germany	2-1 W	Cologne, Germany	40,348
July 3	Guatemala	4-0 W	Nashville, Tenn.	44,835
July 7	Honduras ^	2-1 W	Frisco, Texas	(SO) 22,357
July 10	Haiti ^	1-0 W	Foxborough, Mass.	46,720
July 13	Panama ^	1-1 D	Kansas City, Kan.	(SO) 18,467
July 18	Cuba ^	6-0 W	Baltimore, Md.	37,994
July 22	Jamaica ^	2-1 L	Atlanta, Ga.	70,511
July 25	Panama ^	1-1 D (2-3 pks)	Philadelphia, Pa.	12,598
Sept. 4	Peru	2-1 W	Washington, D.C.	28,896
Sept. 8	Brazil	1-4 L	Foxborough, Mass.	29,308
Oct. 10	Mexico	2-3 L (aet)	Pasadena, Calif.	(SO) 93,723
Oct. 13	Costa Rica	0-1 L	Harrison, N.J.	9,214
Nov. 13	St. Vincent & The Grenadines *	6-1 W	St. Louis, Mo.	43,433
Nov. 17	Trinidad & Tobago *	0-0 D	Port of Spain, Trinidad & Tobago	22,809

YEAR-BY-YEAR ALL-TIME RESULTS

2014

Date	Opponent	Result	Location	Attendance
Feb. 1	Korea Republic	2-0 W	Carson, Calif.	27,000
March 5	Ukraine	0-2 L	Larnaca, Cyprus	1,573
April 2	Mexico	2-2 D	Glendale, Ariz.	59,066
May 27	Azerbaijan	2-0 W	San Francisco, Calif.	24,688
June 1	Turkey	2-1 W	Harrison, N.J.	26,762
June 7	Nigeria	2-1 W	Jacksonville, Fla.	52,033
June 16	Ghana**	2-1 W	Natal, Brazil	39,760
June 22	Portugal**	2-2 D	Manaus, Brazil	40,123
June 26	Germany**	0-1 L	Recife, Brazil	41,876
July 1	Belgium**	1-2 L	Salvador, Brazil	51,227
Sept. 3	Czechia	1-0 W	Prague, Czechia	12,642
Oct. 10	Ecuador	1-1 D	East Hartford, Conn.	36,265
Oct. 14	Honduras	1-1 D	Boca Raton, Fla.	14,805
Nov. 14	Colombia	1-2 L	London, England	24,235
Nov. 18	Rep. of Ireland	1-4 L	Dublin, Republic of Ireland	33,332

2013

Date	Opponent	Result	Location	Attendance
Jan. 29	Canada	0-0 D	Houston, Texas	11,737
Feb. 6	Honduras *	1-2 L	San Pedro Sula, Honduras	37,000
March 22	Costa Rica *	1-0 W	Commerce City, Colo.	19,374
March 26	Mexico *	0-0 D	Mexico City, Mexico	85,500
May 29	Belgium	2-4 L	Cleveland, Ohio	27,720
June 2	Germany	4-3 W	Washington, D.C.	47,359
June 7	Jamaica *	2-1 W	Kingston, Jamaica	12,130
June 11	Panama *	2-0 W	Seattle, Wash.	40,847
June 18	Honduras *	1-0 W	Sandy, Utah	20,250
July 5	Guatemala ^	6-0 W	San Diego, Calif.	25,080
July 9	Belize ^	6-1 W	Portland, Ore.	18,724
July 13	Cuba ^	4-1 W	Sandy, Utah	17,597
July 16	Costa Rica ^	1-0 W	East Hartford, Conn.	25,432
July 21	El Salvador ^	5-1 W	Baltimore, Md.	70,540
July 24	Honduras ^	3-1 W	Arlington, Texas	81,410
July 28	Panama ^	1-0 W	Chicago, Ill.	57,920
Aug. 14	Bosnia-Herzegovina	4-3 W	Sarajevo, Bosnia-Herzegovina	24,000
Sept. 6	Costa Rica *	1-3 L	San Jose, Costa Rica	35,000
Sept. 10	Mexico *	2-0 W	Columbus, Ohio	24,584
Oct. 11	Jamaica *	2-0 W	Kansas City, Kan.	18,467
Oct. 15	Panama *	3-2 W	Panama City, Panama	18,254
Nov. 15	Scotland	0-0 D	Glasgow, Scotland	21,079
Nov. 19	Austria	0-1 L	Vienna, Austria	20,200

2012

Date	Opponent	Result	Location	Attendance
Jan. 21	Venezuela	1-0 W	Glendale, Ariz.	22,403
Jan. 25	Panama	1-0 W	Panama City, Panama	15,000
Feb. 29	Italy	1-0 W	Genoa, Italy	15,000
May 26	Scotland	5-1 W	Jacksonville, Fla.	44,438
May 30	Brazil	1-4 L	Landover, Md.	67,619
June 3	Canada	0-0 D	Toronto, Canada	15,247
June 8	Antigua & Barbuda *	3-1 W	Tampa, Fla.	23,971
June 12	Guatemala *	1-1 D	Guatemala City, Guatemala	18,000
Aug. 15	Mexico	1-0 W	Mexico City, Mexico	56,000
Sept. 7	Jamaica *	1-2 L	Kingston, Jamaica	24,000
Sept. 11	Jamaica *	1-0 W	Columbus, Ohio	23,881
Oct. 12	Antigua & Barbuda *	2-1 W	North Sound, Antigua	7,000
Oct. 16	Guatemala *	3-1 W	Kansas City, Kan.	16,947
Nov. 14	Russia	2-2 D	Krasnodar, Russia	28,200

YEAR-BY-YEAR ALL-TIME RESULTS

2011

Date	Opponent	Result	Location	Attendance
Jan. 22	Chile	1-1 D	Carson, Calif.	18,580
March 26	Argentina	1-1 D	E. Rutherford, N.J.	78,936
March 29	Paraguay	0-1 L	Nashville, Tenn.	29,059
June 4	Spain	0-4 L	Foxborough, Mass.	64,121
June 7	Canada ^	2-0 W	Detroit, Mich.	28,209
June 11	Panama ^	1-2 L	Tampa, Fla.	27,731
June 14	Guadeloupe ^	1-0 W	Kansas City, Kan.	21,109
June 19	Jamaica ^	2-0 W	Washington, D.C.	45,423
June 22	Panama ^	1-0 W	Houston, Texas	70,267
June 25	Mexico ^	2-4 L	Pasadena, Calif.	93,420
Aug. 10	Mexico	1-1 D	Philadelphia, Pa.	30,138
Sept. 2	Costa Rica	0-1 L	Carson, Calif.	15,798
Sept. 6	Belgium	0-1 L	Brussels, Belgium	21,946
Oct. 8	Honduras	1-0 W	Miami Gardens, Fla.	21,170
Oct. 11	Ecuador	0-1 L	Harrison, N.J.	20,707
Nov. 11	France	0-1 L	Saint-Denis, France	70,018
Nov. 15	Slovenia	3-2 W	Ljubljana, Slovenia	8,140

2010

Date	Opponent	Result	Location	Attendance
Jan. 23	Honduras	1-3 L	Carson, Calif.	18,626
Feb. 24	El Salvador	2-1 W	Tampa, Fla.	21,737
March 3	Netherlands	1-2 L	Amsterdam, Netherlands	46,630
May 25	Czechia	2-4 L	East Hartford, Conn.	36,218
May 29	Turkey	2-1 W	Philadelphia, Pa.	55,407
June 5	Australia	3-1 W	Rodepoort, South Africa	6,000
June 12	England **	1-1 D	Rustenburg, South Africa	38,646
June 18	Slovenia **	2-2 D	Johannesburg, South Africa	45,573
June 23	Algeria **	1-0 W	Tshwane/Pretoria, South Africa	35,827
June 26	Ghana **	1-2 L (aet)	Rustenburg, South Africa	34,976
Aug. 10	Brazil	0-2 L	East Rutherford, N.J.	77,223
Oct. 9	Poland	2-2 D	Chicago, Ill.	31,696
Oct. 12	Colombia	0-0 D	Chester, Pa.	8,823
Nov. 17	South Africa	1-0 W	Cape Town, South Africa	52,000

2009

Date	Opponent	Result	Location	Attendance
Jan. 24	Sweden	3-2 W	Carson, Calif.	9,918
Feb. 11	Mexico *	2-0 W	Columbus, Ohio	(SO) 23,776
March 28	El Salvador *	2-2 D	San Salvador, El Salvador	30,500
April 1	Trinidad & Tobago *	3-0 W	Nashville, Tenn.	27,959
June 3	Costa Rica *	1-3 L	San Jose, Costa Rica	19,200
June 6	Honduras *	2-1 W	Chicago, Ill.	55,647
June 15	Italy #	1-3 L	Tshwane/Pretoria, South Africa	34,341
June 18	Brazil #	0-3 L	Tshwane/Pretoria, South Africa	39,617
June 21	Egypt #	3-0 W	Rustenburg, South Africa	23,140
June 24	Spain #	2-0 W	Bloemfontein, South Africa	35,396
June 28	Brazil #	2-3 L	Johannesburg, South Africa	52,291
July 4	Grenada ^	4-0 W	Seattle, Wash.	15,387
July 8	Honduras ^	2-0 W	Washington, D.C.	26,079
July 11	Haiti ^	2-2 D	Foxborough, Mass.	24,137
July 18	Panama ^	2-1 W (aet)	Philadelphia, Pa.	32,000
July 23	Honduras ^	2-0 W	Chicago, Ill.	55,173
July 26	Mexico ^	0-5 L	East Rutherford, N.J.	(SO) 79,156
Aug. 12	Mexico *	1-2 L	Mexico City, Mexico	104,499
Sept. 5	El Salvador *	2-1 W	Sandy, Utah	19,066
Sept. 9	Trinidad & Tobago *	1-0 W	Port of Spain, Trinidad	4,700
Oct. 10	Honduras *	3-2 W	San Pedro Sula, Honduras	37,000
Oct. 14	Costa Rica *	2-2 D	Washington, D.C.	26,243
Nov. 14	Slovakia	0-1 L	Bratislava, Slovakia	7,200
Nov. 18	Denmark	1-3 L	Aarhus, Denmark	15,172

YEAR-BY-YEAR ALL-TIME RESULTS

2008

Date	Opponent	Result	Location	Attendance
Jan. 19	Sweden	2-0 W	Carson, Calif.	14,878
Feb. 6	Mexico	2-2 D	Houston, Texas	(SO) 70,103
March 26	Poland	3-0 W	Krakow, Poland	(SO) 20,000
May 28	England	0-2 L	London, England	71,233
June 4	Spain	0-1 L	Santander, Spain	13,500
June 8	Argentina	0-0 D	East Rutherford, N.J.	(SO) 78,682
June 15	Barbados *	8-0 W	Carson, Calif.	11,476
June 22	Barbados *	1-0 W	Bridgeview, Barbados	2,000
Aug. 20	Guatemala *	1-0 W	Guatemala City, Guatemala	25,000
Sept. 6	Cuba *	1-0 W	Havana, Cuba	12,000
Sept. 10	Trinidad & Tobago *	3-0 W	Bridgeview, Ill.	11,452
Oct. 11	Cuba *	6-1 W	Washington, D.C.	20,293
Oct. 15	Trinidad & Tobago *	1-2 L	Port of Spain, Trinidad	18,000
Nov. 19	Guatemala *	2-0 W	Commerce City, Colo.	9,303

2007

Date	Opponent	Result	Location	Attendance
Jan. 20	Denmark	3-1 W	Carson, Calif.	10,048
Feb. 7	Mexico	2-0 W	Glendale, Ariz.	62,462
March 25	Ecuador	3-1 W	Tampa, Fla.	31,547
March 28	Guatemala	0-0 D	Frisco, Texas	10,932
June 2	China PR	4-1 W	San Jose, Calif.	20,821
June 7	Guatemala ^	1-0 W	Carson, Calif.	(SO) 27,000
June 9	Trinidad & Tobago ^	2-0 W	Carson, Calif.	(SO) 27,000
June 12	El Salvador ^	4-0 W	Foxborough, Mass.	26,523
June 16	Panama ^	2-1 W	Foxborough, Mass.	22,412
June 21	Canada ^	2-1 W	Chicago, Ill.	50,760
June 24	Mexico ^	2-1 W	Chicago, Ill.	(SO) 60,000
June 28	Argentina @	1-4 L	Maracaibo, Venezuela	(SO) 37,000
July 2	Paraguay @	1-3 L	Barinas, Venezuela	(SO) 25,000
July 5	Colombia @	0-1 L	Barquisimeto, Venezuela	(SO) 35,000
Aug. 22	Sweden	0-1 L	Goteborg, Sweden	20,648
Sept. 9	Brazil	2-4 L	Chicago, Ill.	43,543
Oct. 17	Switzerland	1-0 W	Basel, Switzerland	16,500
Nov. 17	South Africa	1-0 W	Johannesburg, South Africa	30,000

2006

Date	Opponent	Result	Location	Attendance
Jan. 22	Canada	0-0 D	San Diego, Calif.	6,077
Jan. 29	Norway	5-0 W	Carson, Calif.	16,366
Feb. 10	Japan	3-2 W	San Francisco, Calif.	37,365
Feb. 19	Guatemala	4-0 W	Frisco, Texas	14,453
March 1	Poland	1-0 W	Kaiserslautern, Germany	13,395
March 22	Germany	1-4 L	Dortmund, Germany	64,500
April 11	Jamaica	1-1 D	Cary, N.C.	8,093
May 23	Morocco	0-1 L	Nashville, Tenn.	26,141
May 26	Venezuela	2-0 W	Cleveland, Ohio	29,745
May 28	Latvia	1-0 W	East Hartford, Conn.	24,636
June 12	Czechia **	0-3 L	Gelsenkirchen, Germany	52,000
June 17	Italy **	1-1 D	Kaiserslautern, Germany	46,000
June 22	Ghana **	1-2 L	Nuremberg, Germany	41,000

2005

Date	Opponent	Result	Location	Attendance
Feb. 9	Trinidad & Tobago *	2-1 W	Port of Spain, Trinidad	18,000
March 9	Colombia	3-0 W	Fullerton, Calif.	7,086
March 19	Honduras	1-0 W	Albuquerque, N.M.	9,222
March 27	Mexico *	1-2 L	Mexico City, Mexico	110,000
March 30	Guatemala *	2-0 W	Birmingham, Ala.	31,624
May 28	England	1-2 L	Chicago, Ill.	47,637
June 4	Costa Rica *	3-0 W	Salt Lake City, Utah	40,586
June 8	Panama *	3-0 W	Panama City, Panama	17,000
July 7	Cuba ^	4-1 W	Seattle, Wash.	15,831
July 9	Canada ^	2-0 W	Seattle, Wash.	15,109
July 12	Costa Rica ^	0-0 T	Foxborough, Mass.	15,211
July 16	Jamaica ^	3-1 W	Foxborough, Mass.	22,108
July 21	Honduras ^	2-1 W	East Rutherford, N.J.	41,721
July 24	Panama ^	0-0 D (3-1 pk)	East Rutherford, N.J.	31,018
Aug. 17	Trinidad & Tobago *	1-0 W	East Hartford, Conn.	25,488
Sept. 3	Mexico *	2-0 W	Columbus, Ohio	24,685
Sept. 7	Guatemala *	0-0 D	Guatemala City, Guatemala	27,000
Oct. 8	Costa Rica *	0-3 L	San Jose, Costa Rica	30,000
Oct. 12	Panama *	2-0 W	Foxborough, Mass.	9,192
Nov. 12	Scotland	1-1 D	Glasgow, Scotland	26,708

YEAR-BY-YEAR ALL-TIME RESULTS

2004

Date	Opponent	Result	Location	Attendance
Jan. 18	Denmark	1-1 D	Carson, Calif.	10,461
Feb. 18	Netherlands	0-1 L	Amsterdam, Netherlands	29,700
March 13	Haiti	1-1 D	Miami, Fla.	8,714
March 31	Poland	1-0 W	Plock, Poland	10,500
April 28	Mexico	1-0 W	Dallas, Texas	45,048
June 2	Honduras	4-0 W	Foxborough, Mass.	11,533
June 13	Grenada *	3-0 W	Columbus, Ohio	9,137
June 20	Grenada *	3-2 W	St. George's, Grenada	15,267
July 11	Poland	1-1 D	Chicago, Ill.	39,529
Aug. 18	Jamaica *	1-1 D	Kingston, Jamaica	27,000
Sept. 4	El Salvador *	2-0 W	Foxborough, Mass.	25,266
Sept. 8	Panama *	1-1 D	Panama City, Panama	14,500
Oct. 9	El Salvador *	2-0 W	San Salvador, El Salvador	20,000
Oct. 13	Panama *	6-0 W	Washington, D.C.	19,793
Nov. 17	Jamaica *	1-1 D	Columbus, Ohio	9,088

2003

Date	Opponent	Result	Location	Attendance
Jan. 18	Canada	4-0 W	Ft. Lauderdale, Fla.	6,549
Feb. 8	Argentina	0-1 L	Miami, Fla.	27,196
Feb. 12	Jamaica	2-1 W	Kingston, Jamaica	27,000
March 29	Venezuela	2-0 W	Seattle, Wash.	17,819
May 8	Mexico	0-0 D	Houston, Texas	69,582
May 26	Wales	2-0 W	San Jose, Calif.	12,282
June 8	New Zealand	2-1 W	Richmond, Va.	9,116
June 19	Turkey #	1-2 L	St. Etienne, France	16,944
June 21	Brazil #	0-1 L	Lyon, France	20,306
June 23	Cameroon #	0-0 D	Lyon, France	19,206
July 6	Paraguay	2-0 W	Columbus, Ohio	14,103
July 12	El Salvador ^	2-0 W	Foxborough, Mass.	33,652
July 14	Martinique ^	2-0 W	Foxborough, Mass.	8,780
July 19	Cuba ^	5-0 W	Foxborough, Mass.	15,627
July 23	Brazil ^	1-2 L	Miami, Fla.	35,211
July 26	Costa Rica ^	3-2 W	Miami, Fla.	5,093

2002

Date	Opponent	Result	Location	Attendance
Jan. 19	Korea Republic ^	2-1 W	Pasadena, Calif.	42,117
Jan. 21	Cuba ^	1-0 W	Pasadena, Calif.	31,244
Jan. 27	El Salvador ^	4-0 W	Pasadena, Calif.	31,628
Jan. 30	Canada ^	0-0 D (4-2 pk)	Pasadena, Calif.	7,241
Feb. 2	Costa Rica ^	2-0 W	Pasadena, Calif.	14,432
Feb. 13	Italy	0-1 L	Catania, Italy	25,493
March 2	Honduras	4-0 W	Seattle, Wash.	38,534
March 10	Ecuador	1-0 W	Birmingham, Ala.	24,133
March 27	Germany	2-4 L	Rostock, Germany	29,000
April 3	Mexico	1-0 W	Denver, Colo.	48,476
April 17	Ireland	1-2 L	Dublin, Ireland	39,000
May 12	Uruguay	2-1 W	Washington, D.C.	30,413
May 16	Jamaica	5-0 W	East Rutherford, N.J.	30,659
May 19	Netherlands	0-2 L	Foxborough, Mass.	36,778
June 5	Portugal **	3-2 W	Suwon, Korea	37,306
June 10	Korea Republic **	1-1 D	Daegu, Korea	60,778
June 14	Poland **	1-3 L	Daejeon, Korea	26,482
June 17	Mexico **	2-0 W	Jeonju, Korea	36,380
June 21	Germany **	0-1 L	Ulsan, Korea	37,337
Nov. 17	El Salvador	2-0 W	Washington, D.C.	13,590

YEAR-BY-YEAR ALL-TIME RESULTS

2001

Date	Opponent	Result	Location	Attendance
Jan. 27	China PR	2-1 W	Oakland, Calif.	8,903
Feb. 3	Colombia	0-1 L	Miami, Fla.	14,169
Feb. 28	Mexico *	2-0 W	Columbus, Ohio	24,624
March 3	Brazil	1-2 L	Pasadena, Calif.	45,387
March 28	Honduras *	2-1 W	San Pedro Sula, Honduras	46,000
April 25	Costa Rica *	1-0 W	Kansas City, Mo.	37,319
June 7	Ecuador	0-0 D	Columbus, Ohio	12,572
June 16	Jamaica *	0-0 D	Kingston, Jamaica	35,000
June 20	Trinidad & Tobago *	2-0 W	Foxborough, Mass.	31,211
July 1	Mexico *	0-1 L	Mexico City, Mexico	110,000
Sept. 1	Honduras *	2-3 L	Washington, D.C.	54,282
Sept. 5	Costa Rica *	0-2 L	San Jose, Costa Rica	30,000
Oct. 7	Jamaica *	2-1 W	Foxborough, Mass.	40,483
Nov. 11	Trinidad & Tobago *	0-0 D	Port of Spain, Trinidad	5,000
Dec. 9	Korea Republic	0-1 L	Seogwipo, Korea	42,256

2000

Date	Opponent	Result	Location	Attendance
Jan. 16	Iran	1-1 D	Pasadena, Calif.	50,181
Jan. 29	Chile	2-1 W	Coquimbo, Chile	11,000
Feb. 12	Haiti ^	3-0 W	Miami, Fla.	49,513
Feb. 16	Peru ^	1-0 W	Miami, Fla.	36,004
Feb. 19	Colombia ^	2-2 D (1-2 pk)	Miami, Fla.	32,972
March 12	Tunisia	1-1 D	Birmingham, Ala.	21,637
April 26	Russia	0-2 L	Moscow, Russia	12,500
June 3	South Africa	4-0 W	Washington, D.C.	16,570
June 6	Ireland	1-1 D	Foxborough, Mass.	16,319
June 11	Mexico	3-0 W	East Rutherford, N.J.	45,008
July 16	Guatemala *	1-1 D	Mazatenango, Guatemala	9,500
July 23	Costa Rica *	1-2 L	San Jose, Costa Rica	20,000
Aug. 16	Barbados *	7-0 W	Foxborough, Mass.	18,334
Sept. 3	Guatemala *	1-0 W	Washington, D.C.	51,996
Oct. 11	Costa Rica *	0-0 D	Columbus, Ohio	24,430
Oct. 25	Mexico	2-0 W	Los Angeles, Calif.	61,072
Nov. 15	Barbados *	4-0 W	Waterford, Barbados	4,000

1999

Date	Opponent	Result	Location	Attendance
Jan. 24	Bolivia	0-0 D	Santa Cruz, Bolivia	39,000
Feb. 6	Germany	3-0 W	Jacksonville, Fla.	17,259
Feb. 21	Chile	2-1 W	Ft. Lauderdale, Fla.	14,898
March 11	Guatemala	3-1 W	Los Angeles, Calif.	34,154
March 13	Mexico	1-2 L	San Diego, Calif.	50,324
June 13	Argentina	1-0 W	Washington, D.C.	40,119
July 24	New Zealand #	2-1 W	Guadalajara, Mexico	60,000
July 28	Brazil #	0-1 L	Guadalajara, Mexico	54,000
July 30	Germany #	2-0 W	Guadalajara, Mexico	53,000
Aug. 1	Mexico #	0-1 L (asdet)	Mexico City, Mexico	80,000
Aug. 3	Saudi Arabia #	2-0 W	Guadalajara, Mexico	35,000
Sept. 8	Jamaica	2-2 D	Kingston, Jamaica	20,000
Nov. 17	Morocco	1-2 L	Marrakech, Morocco	17,000

1998

Date	Opponent	Result	Location	Attendance
Jan. 24	Sweden	1-0 W	Orlando, Fla.	12,773
Feb. 1	Cuba ^	3-0 W	Oakland, Calif.	11,234
Feb. 7	Costa Rica ^	2-1 W	Oakland, Calif.	36,240
Feb. 10	Brazil ^	1-0 W	Los Angeles, Calif.	12,298
Feb. 15	Mexico ^	0-1 L	Los Angeles, Calif.	91,255
Feb. 21	Holland	0-2 L	Miami, Fla.	20,379
Feb. 25	Belgium	0-2 L	Brussels, Belgium	15,894
March 14	Paraguay	2-2 D	San Diego, Calif.	15,253
April 22	Austria	3-0 W	Vienna, Austria	17,000
May 16	F.Y.R. Macedonia	0-0 D	San Jose, Calif.	23,861
May 24	Kuwait	2-0 W	Portland, Ore.	25,343
May 30	Scotland	0-0 D	Washington, D.C.	46,037
June 15	Germany **	0-2 L	Paris, France	43,815
June 21	Iran **	1-2 L	Lyon, France	44,000
June 25	Yugoslavia **	0-1 L	Nantes, France	39,500
Nov. 6	Australia	0-0 D	San Jose, Calif.	15,074

YEAR-BY-YEAR ALL-TIME RESULTS

1997

Date	Opponent	Result	Location	Attendance
Jan. 17	Peru	0-1 L	San Diego, Calif.	35,232
Jan. 19	Mexico	0-2 L	Pasadena, Calif.	31,725
Jan. 22	Denmark	1-4 L	Pasadena, Calif.	17,342
Jan. 29	China PR	1-2 L	Kunming, China	40,000
Feb. 1	China PR	1-1 D	Guangzhou, China	35,000
March 2	Jamaica *	0-0 T	Kingston, Jamaica	35,246
March 16	Canada *	3-0 W	Palo Alto, Calif.	28,896
March 23	Costa Rica *	2-3 L	San Jose, Costa Rica	22,000
April 20	Mexico *	2-2 D	Foxborough, Mass.	57,407
June 4	Paraguay	0-0 T	St. Louis, Mo.	7,016
June 17	Israel	2-1 W	Jacksonville, Fla.	8,436
June 29	El Salvador *	1-1 D	San Salvador, El Salvador	29,000
Aug. 7	Ecuador	0-1 L	Baltimore, Md.	13,629
Sept. 7	Costa Rica *	1-0 W	Portland, Ore.	27,369
Oct. 3	Jamaica *	1-1 D	Washington, D.C.	51,528
Nov. 2	Mexico *	0-0 D	Mexico City, Mexico	114,600
Nov. 9	Canada *	3-0 W	Vancouver, Canada	8,420
Nov. 16	El Salvador *	4-2 W	Foxborough, Mass.	53,193

1996

Date	Opponent	Result	Location	Attendance
Jan. 13	Trinidad & Tobago ^	3-2 W	Anaheim, Calif.	12,425
Jan. 16	El Salvador ^	2-0 W	Anaheim, Calif.	52,355
Jan. 18	Brazil ^	0-1 L	Los Angeles, Calif.	22,038
Jan. 21	Guatemala ^	3-0 W	Pasadena, Calif.	88,000
May 26	Scotland	2-1 W	New Britain, Conn.	8,526
June 9	Ireland	2-1 W	Foxborough, Mass.	25,332
June 12	Bolivia	0-2 L	Washington, D.C.	19,350
June 16	Mexico	2-2 D	Pasadena, Calif.	92,216
Aug. 30	El Salvador	3-1 W	Los Angeles, Calif.	18,661
Oct. 16	Peru	1-4 L	Lima, Peru	10,535
Nov. 3	Guatemala *	2-0 W	Washington, D.C.	30,082
Nov. 10	Trinidad & Tobago *	2-0 W	Richmond, Va.	19,312
Nov. 24	Trinidad & Tobago *	1-0 W	Port of Spain, Trinidad	8,000
Dec. 1	Costa Rica *	1-2 L	San Jose, Costa Rica	25,000
Dec. 14	Costa Rica *	2-1 W	Palo Alto, Calif.	40,527
Dec. 21	Guatemala *	2-2 D	San Salvador, El Salvador	14,500

1995

Date	Opponent	Result	Location	Attendance
March 25	Uruguay	2-2 D	Dallas, Texas	12,242
April 22	Belgium	0-1 L	Brussels, Belgium	14,000
May 28	Costa Rica	1-2 L	Tampa, Fla.	7,415
June 11	Nigeria	3-2 W	Foxborough, Mass.	22,578
June 18	Mexico	4-0 W	Washington, D.C.	38,615
June 25	Colombia	0-0 D	Piscataway, N.J.	36,126
July 8	Chile @	2-1 W	Paysandu, Uruguay	22,000
July 11	Bolivia @	0-1 L	Paysandu, Uruguay	22,000
July 14	Argentina @	3-0 W	Paysandu, Uruguay	21,000
July 17	Mexico @	0-0 D (4-1 pk)	Paysandu, Uruguay	9,000
July 20	Brazil @	0-1 L	Maldonado, Uruguay	9,000
July 22	Colombia @	1-4 L	Maldonado, Uruguay	3,000
Aug. 16	Sweden	0-1 L	Norrkoping, Sweden	14,200
Oct. 8	Saudi Arabia	4-3 W	Washington, D.C.	10,216

YEAR-BY-YEAR ALL-TIME RESULTS

1994

Date	Opponent	Result	Location	Attendance
Jan. 15	Norway	2-1 W	Phoenix, Ariz.	15,386
Jan. 22	Switzerland	1-1 D	Fullerton, Calif.	10,173
Jan. 29	Russia	1-1 D	Seattle, Wash.	43,651
Feb. 10	Denmark	0-0 D (2-4 pk)	Hong Kong	9,000
Feb. 13	Romania	1-2 L	Hong Kong	9,000
Feb. 18	Bolivia	1-1 D	Miami, Fla.	15,676
Feb. 20	Sweden	1-3 L	Miami, Fla.	20,171
March 12	South Korea	1-1 D	Fullerton, Calif.	10,319
March 26	Bolivia	2-2 D	Dallas, Texas	26,835
April 16	Moldova	1-1 D	Jacksonville, Fla.	6,103
April 20	Moldova	3-0 W	Davidson, N.C.	4,790
April 24	Iceland	1-2 L	San Diego, Calif.	3,017
April 30	Chile	0-2 L	Albuquerque, N.M.	15,610
May 7	Estonia	4-0 W	Fullerton, Calif.	2,158
May 15	Armenia	1-0 W	Fullerton, Calif.	9,753
May 25	Saudi Arabia	0-0 D	Piscataway, N.J.	5,576
May 28	Greece	1-1 D	New Haven, Conn.	21,317
June 4	Mexico	1-0 W	Pasadena, Calif.	91,123
June 18	Switzerland **	1-1 D	Detroit, Mich.	73,425
June 22	Colombia **	2-1 W	Pasadena, Calif.	93,194
June 26	Romania **	0-1 L	Pasadena, Calif.	93,869
July 4	Brazil **	0-1 L	Palo Alto, Calif.	84,177
Sept. 7.	England	0-2 L	London, England	38,629
Oct. 19	Saudi Arabia	1-2 L	Dhahran, Saudi Arabia	9,256
Nov. 19	Trinidad & Tobago	0-1 L	Port of Spain, Trinidad	22,000
Nov. 22	Jamaica	3-0 W	Kingston, Jamaica	30,199
Dec. 11	Honduras	1-1 D	Fullerton, Calif.	1,094

1993

Date	Opponent	Result	Location	Attendance
Jan. 30	Denmark	2-2 D	Tempe, Ariz.	13,215
Feb. 6	Romania	1-1 D	Santa Barbara, Calif.	9,127
Feb. 13	Russia	0-1 L	Orlando, Fla.	13,651
Feb. 21	Russia	0-0 D	Palo Alto, Calif.	25,879
March 3	Canada	2-2 D	Costa Mesa, Calif.	5,743
March 10	Hungary	0-0 D	Nagoya, Japan	12,500
March 14	Japan	1-3 L	Tokyo, Japan	48,000
March 23	El Salvador	2-2 D	San Salvador, El Salvador	23,000
March 25	Honduras	1-4 L	Tegucigalpa, Honduras	24,000
April 9	Saudi Arabia	2-0 W	Riyadh, Saudi Arabia	27,000
April 17	Iceland	1-1 D	Costa Mesa, Calif.	3,143
May 8	Colombia	1-2 L	Miami, Fla.	17,652
May 23	Bolivia	0-0 D	Fullerton, Calif.	9,578
May 26	Peru	0-0 D	Mission Viejo, Calif.	5,500
June 6	Brazil	0-2 L	New Haven, Conn.	44,579
June 9	England	2-0 W	Foxborough, Mass.	37,652
June 13	Germany	3-4 L	Chicago, Ill.	53,549
June 16	Uruguay @	0-1 L	Ambato, Ecuador	20,000
June 19	Ecuador @	0-2 L	Quito, Ecuador	55,000
June 22	Venezuela @	3-3 D	Quito, Ecuador	55,000
July 10	Jamaica ^	1-0 W	Dallas, Texas	11,642
July 14	Panama ^	2-1 W	Dallas, Texas	13,771
July 17	Honduras ^	1-0 W	Dallas, Texas	18,107
July 21	Costa Rica ^	1-0 W (asdet)	Dallas, Texas	14,826
July 25	Mexico ^	0-4 L	Mexico City, Mexico	120,000
Aug. 31	Iceland	1-0 W	Reykjavik, Iceland	3,700
Sept. 8	Norway	0-1 L	Oslo, Norway	16,348
Oct. 13	Mexico	1-1 D	Washington, D.C.	23,927
Oct. 16	Ukraine	1-2 L	High Point, N.C.	4,298
Oct. 23	Ukraine	0-1 L	Bethlehem, Pa.	7,896
Nov. 7	Jamaica	1-0 W	Fullerton, Calif.	5,318
Nov. 14,	Cayman Islands	8-1 W	Mission Viejo, Calif.	3,612
Dec. 5	El Salvador	7-0 W	Los Angeles, Calif.	7,618
Dec. 18	Germany	0-3 L	Palo Alto, Calif.	52,397

YEAR-BY-YEAR ALL-TIME RESULTS

1992

Date	Opponent	Result	Location	Attendance
Jan. 25	C.I.S.	0-1 L	Miami, Fla.	30,386
Feb. 2	C.I.S.	2-1 W	Detroit, Mich.	35,248
Feb. 12	Costa Rica	0-0 D	San Jose, Costa Rica	22,000
Feb. 19	El Salvador	0-2 L	San Salvador, El Salvador	45,000
Feb. 26	Brazil	0-3 L	Fortaleza, Brazil	40,000
March 11	Spain	0-2 L	Valladolid, Spain	35,000
March 18	Morocco	1-3 L	Casablanca, Morocco	20,000
April 4	China	5-0 W	Palo Alto, Calif.	31,815
April 29	Republic of Ireland	1-4 L	Dublin, Ireland	27,000
May 17	Scotland	0-1 L	Denver, Colo.	24,157
May 30	Republic of Ireland	3-1 W	Washington D.C.	35,696
June 3	Portugal	1-0 W	Chicago, Ill.	10,402
June 6	Italy	1-1 D	Chicago, Ill.	26,874
June 13	Australia	0-1 L	Orlando, Fla.	17,309
June 27	Ukraine	0-0 D	Piscataway, N.J.	11,815
July 31	Colombia	0-1 L	Los Angeles, Calif.	28,651
Aug. 2	Brazil	0-1 L	Los Angeles, Calif.	18,749
Sept. 3	Canada	2-0 W	St. John's, Canada	3,500
Oct. 9	Canada	0-0 D	Greensboro, N.C.	2,097
Oct. 15	Saudi Arabia #	0-3 L	Riyadh, Saudi Arabia	70,000
Oct. 19	Ivory Coast #	5-2 W	Riyadh, Saudi Arabia	9,500

1991

Date	Opponent	Result	Location	Attendance
Feb. 1	Switzerland	0-1 L	Miami, Fla.	10,323
Feb. 21	Bermuda	0-1 L	Hamilton, Bermuda	12,000
March 12	Mexico	2-2 D	Los Angeles, Calif.	6,261
March 16	Canada	2-0 W	Los Angeles, Calif.	2,705
May 5	Uruguay	1-0 W	Denver, Colo.	35,772
May 19	Argentina	0-1 L	Palo Alto, Calif.	31,761
June 1	Republic of Ireland	1-1 D	Foxborough, Mass.	51,273
June 29	Trinidad & Tobago ^	2-1 W	Pasadena, Calif.	18,435
July 1	Guatemala ^	3-0 W	Pasadena, Calif.	6,344
July 3	Costa Rica ^	3-2 W	Los Angeles, Calif.	36,703
July 5	Mexico ^	2-0 W	Los Angeles, Calif.	41,103
July 7	Honduras ^	0-0 D (4-3 pk)	Los Angeles, Calif.	39,873
Aug. 28	Romania	2-0 W	Brasov, Romania	7,500
Sept. 4	Turkey	1-1 D	Istanbul, Turkey	17,500
Sept. 14	Jamaica	1-0 W	High Point, N.C.	9,128
Oct. 19	Korea DPR	1-2 L	Washington, D.C.	16,351
Nov. 24	Costa Rica	1-1 D	Dallas, Texas	22,787

1990

Date	Opponent	Result	Location	Attendance
Feb. 2	Costa Rica	0-2 L	Miami, Fla.	25,392
Feb. 4	Colombia	1-1 D (8-9 pk)	Miami, Fla.	15,000
Feb. 13	Bermuda	1-0 W	Hamilton, Bermuda	1,800
Feb. 24	Soviet Union	1-3 L	Palo Alto, Calif.	61,000
March 10	Finland	2-1 W	Tampa, Fla.	22,647
March 20	Hungary	0-2 L	Budapest, Hungary	15,000
March 28	East Germany	2-3 L	Berlin, East Germany	4,000
April 8	Iceland	4-1 W	St. Louis, Mo.	3,287
April 22	Colombia	0-1 L	Miami, Fla.	8,214
May 5	Malta	1-0 W	Piscataway, N.J.	8,604
May 9	Poland	3-1 W	Hershey, Pa.	12,063
May 30	Liechtenstein	4-1 W	Sport Eschen-Mauren, Liechtenstein	2,400
June 2	Switzerland	1-2 L	St. Gallen, Switzerland	4,500
June 10	Czechoslovakia **	1-5 L	Florence, Italy	33,900
June 14	Italy **	0-1 L	Rome, Italy	73,659
June 19	Austria **	1-2 L	Florence, Italy	34,857
July 28	East Germany	1-2 L	Milwaukee, Wis.	12,574
Sept. 15	Trinidad & Tobago	3-0 W	High Point, N.C.	11,361
Oct. 10	Poland	3-2 W	Warsaw, Poland	5,000
Nov. 18	Trinidad & Tobago	0-0 D	Port of Spain, Trinidad	12,000
Nov. 21	Soviet Union	0-0 D	Port of Spain, Trinidad	3,500
Dec. 19	Portugal	0-1 L	Porto, Portugal	1,500

YEAR-BY-YEAR ALL-TIME RESULTS

1989

Date	Opponent	Result	Location	Attendance
April 16	Costa Rica *	0-1 L	San Jose, Costa Rica	26,261
April 30	Costa Rica *	1-0 W	St. Louis, Mo.	8,500
May 13	Trinidad & Tobago *	1-1 D	Torrance, Calif.	10,000
June 4	Peru	3-0 W	East Rutherford, N.J.	33,133
June 17	Guatemala *	2-1 W	New Britain, Conn.	10,500
June 24	Colombia	0-1 L	Miami, Fla.	15,223
Aug. 13	Korea Republic	1-2 L	Los Angeles, Calif.	23,191
Sept. 17	El Salvador *	1-0 W	Tegucigalpa, Honduras	3,700
Oct. 8	Guatemala *	0-0 D	Guatemala City, Guatemala	8,000
Nov. 5	El Salvador *	0-0 D	St. Louis, Mo.	8,500
Nov. 14	Bermuda	2-1 W	Cocoa Beach, Fla.	2,000
Nov. 19	Trinidad & Tobago *	1-0 W	Port of Spain, Trinidad	35,000

1988

Date	Opponent	Result	Location	Attendance
Jan. 10	Guatemala	0-1 L	Guatemala City, Guatemala	14,000
Jan. 13	Guatemala	1-0 W	Guatemala City, Guatemala	11,500
May 14	Colombia	0-2 L	Miami, Fla.	15,371
June 1	Chile	1-1 D	Stockton, Calif.	9,600
June 3	Chile	1-3 L	San Diego, Calif.	6,000
June 5	Chile	0-3 L	Fresno, Calif.	6,000
June 7	Ecuador	0-1 L	Albuquerque, N.M.	8,500
June 10	Ecuador	0-2 L	Houston, Texas	10,500
June 12	Ecuador	0-0 D	Ft. Worth, Texas	6,000
June 14	Costa Rica	1-0 W	San Antonio, Texas	5,150
July 13	Poland	0-2 L	New Britain, Conn.	10,213
July 24	Jamaica *	0-0 D	Kingston, Jamaica	18,000
Aug. 13	Jamaica *	5-1 W	St. Louis, Mo.	6,100

1987

Date	Opponent	Result	Location	Attendance
June 8	Egypt	1-3 L	Seoul, Korea Republic	n/a
June 12	Korea Republic	0-1 L	Pusan, Korea Republic	n/a
June 16	Thailand	1-0 W	Chongju, Korea Republic	n/a

1986

Date	Opponent	Result	Location	Attendance
Feb. 5	Canada	0-0 D	Miami, Fla.	5,182
Feb. 7	Uruguay	1-1 D	Miami, Fla.	15,852

1985

Date	Opponent	Result	Location	Attendance
Feb. 8	Switzerland	1-1 D	Tampa, Fla.	3,500
April 2	Canada	0-2 L	Vancouver, Canada	9,150
April 4	Canada	1-1 D	Portland, Ore.	4,181
May 15	Trinidad & Tobago *	2-1 W	St. Louis, Mo.	15,823
May 19	Trinidad & Tobago *	1-0 W	Torrance, Calif.	6,511
May 26	Costa Rica *	1-1 D	Alajuela, Costa Rica	20,000
May 31	Costa Rica *	0-1 L	Torrance, Calif.	11,800
June 16	England	0-5 L	Los Angeles, Calif.	10,145

1984

Date	Opponent	Result	Location	Attendance
May 30	Italy	0-0 D	East Rutherford, N.J.	31,210
Sept. 29	Netherlands Antilles *	0-0 D	Curacao, Netherlands Antilles	6,109
Oct. 6	Netherlands Antilles *	4-0 W	St. Louis, Mo.	12,436
Oct. 9	El Salvador	3-1 W	Los Angeles, Calif.	27,000
Oct. 11	Colombia	1-0 W	Los Angeles, Calif.	24,000
Oct. 14	Guatemala	0-4 L	Guatemala City, Guatemala	n/a
Oct. 17	Mexico	1-2 L	Mexico City, Mexico	15,000
Nov. 30	Ecuador	0-0 D	Long Island, N.Y.	10,000
Dec. 2	Ecuador	2-2 D	Miami, Fla.	4,000

1983

Date	Opponent	Result	Location	Attendance
April 8	Haiti	2-0 W	Port-au-Prince, Haiti	n/a

YEAR-BY-YEAR ALL-TIME RESULTS

1982

Date	Opponent	Result	Location	Attendance
March 21	Trinidad & Tobago	2-1 W	Port of Spain, Trinidad	n/a

1980

Date	Opponent	Result	Location	Attendance
Oct. 5	Luxembourg	2-0 W	Dudelange, Luxembourg	2,126
Oct. 7	Portugal	1-1 D	Lisbon, Portugal	15,000
Oct. 25	Canada *	0-0 D	Ft. Lauderdale, Fla.	7,864
Nov. 1	Canada *	1-2 L	Vancouver, Canada	13,598
Nov. 9	Mexico *	1-5 L	Mexico City, Mexico	80,000
Nov. 23	Mexico *	2-1 W	Ft. Lauderdale, Fla.	2,126

1979

Date	Opponent	Result	Location	Attendance
Feb. 3	Soviet Union	1-3 L	Seattle, Wash.	13,317
Feb. 11	Soviet union	1-4 L	San Francisco, Calif.	7,213
May 2	France	0-6 L	East Rutherford, N.J.	20,951
Oct. 7	Bermuda	3-1 W	Hamilton, Bermuda	n/a
Oct. 10	France	0-3 L	Paris, France	25,000
Oct. 26	Hungary	2-0 W	Budapest, Hungary	5,000
Oct. 29	Ireland	2-3 L	Dublin, Ireland	23,000

1978

Date	Opponent	Result	Location	Attendance
Sept. 3	Iceland	0-0 D	Reykjavik, Iceland	2,500
Sept. 6	Switzerland	0-2 L	Lucerne, Switzerland	6,500
Sept. 20	Portugal	0-1 L	Lisbon, Portugal	5,000

1977

Date	Opponent	Result	Location	Attendance
Sept. 15	El Salvador	2-1 W	San Salvador, El Salvador	58,000
Sept. 18	Guatemala	1-3 L	Guatemala City, Guatemala	42,000
Sept. 25	Guatemala	0-2 L	Guatemala City, Guatemala	50,000
Sept. 27	Mexico	0-3 L	Monterrey, Mexico	20,000
Sept. 30	El Salvador	0-0 D	Los Angeles, Calif.	15,000
Oct. 6	China PR	1-1 D	Washington, D.C.	8,366
Oct. 10	China PR	1-0 W	Atlanta, Ga.	15,003
Oct. 16	China PR	2-1 W	San Francisco, Calif.	7,213

1976

Date	Opponent	Result	Location	Attendance
Sept. 24	Canada *	1-1 D	Vancouver, Canada	15,543
Oct. 3	Mexico *	0-0 D	Los Angeles, Calif.	31,171
Oct. 15	Mexico *	0-3 L	Puebla, Mexico	35,000
Oct. 20	Canada *	2-0 W	Seattle, Wash.	17,675
Nov. 10	Haiti	0-0 D	Port-au-Prince, Haiti	n/a
Nov. 12	Haiti	0-0 D	Port-au-Prince, Haiti	n/a
Nov. 14	Haiti	0-0 D	Port-au-Prince, Haiti	n/a
Dec. 22	Canada *	0-3 L	Port-au-Prince, Haiti	n/a

1975

Date	Opponent	Result	Location	Attendance
March 26	Poland	0-7 L	Poznan, Poland	10,000
June 24	Poland	0-4 L	Seattle, Wash.	13,195
Aug. 19	Costa Rica	1-3 L	Mexico City, Mexico	1,000
Aug. 21	Argentina	0-6 L	Mexico City, Mexico	1,500
Aug. 25	Mexico	0-2 L	Mexico City, Mexico	15,543

1974

Date	Opponent	Result	Location	Attendance
Sept. 5	Mexico	1-3 L	Monterrey, Mexico	25,000
Sept. 8	Mexico	0-1 L	Dallas, Texas	22,164

YEAR-BY-YEAR ALL-TIME RESULTS

1973

Date	Opponent	Result	Location	Attendance
March 17	Bermuda	0-4 L	Hamilton, Bermuda	n/a
March 20	Poland	0-4 L	Lodz, Poland	20,000
Aug. 3	Poland	0-1 L	Chicago, Ill.	12,000
Aug. 5	Canada	2-0 W	Windsor, Canada	5,000
Aug. 10	Poland	0-4 L	San Francisco, Calif.	30,000
Aug. 12	Poland	1-0 W	New Britain, Conn.	10,000
Sept. 9	Bermuda	1-0 W	Hartford, Conn.	4,200
Oct. 16	Mexico	0-2 L	Puebla, Mexico	14,000
Nov. 3	Haiti	0-1 L	Port-au-Prince, Haiti	22,000
Nov. 5	Haiti	0-1 L	Port-au-Prince, Haiti	18,000
Nov. 13	Israel	1-3 L	Tel Aviv, Israel	5,000
Nov. 15	Israel	0-2 L	Beersheba, Israel	3,000

1972

Date	Opponent	Result	Location	Attendance
Aug. 20	Canada *	2-3 L	St. Johns, Canada	7,600
Aug. 29	Canada *	2-2 D	Baltimore, Md.	3,723
Sept. 3	Mexico *	1-3 L	Mexico City, Mexico	29,891
Sept. 10	Mexico *	1-2 L	Los Angeles, Calif.	9,620

1969

Date	Opponent	Result	Location	Attendance
April 20	Haiti *	0-2 L	Port-au-Prince, Haiti	6,917
May 11	Haiti *	0-1 L	San Diego, Calif.	4,274

1968

Date	Opponent	Result	Location	Attendance
Sept. 15	Israel	3-3 D	New York, N.Y.	10,118
Sept. 25	Israel	0-4 L	Philadelphia, Pa.	7,161
Oct. 17	Canada *	2-4 L	Toronto, Canada	5,959
Oct. 20	Haiti	6-3 W	Port-au-Prince, Haiti	7,284
Oct. 21	Haiti	2-5 L	Port-au-Prince, Haiti	2,464
Oct. 23	Haiti	0-1 L	Port-au-Prince, Haiti	5,641
Oct. 27	Canada *	1-0 W	Atlanta, Ga.	2,727
Nov. 2	Bermuda *	6-2 W	Kansas City, Mo.	2,265
Nov. 10	Bermuda *	2-0 W	Hamilton, Bermuda	2,942

1965

Date	Opponent	Result	Location	Attendance
March 7	Mexico *	2-2 D	Los Angeles, Calif.	19,337
March 12	Mexico *	0-2 L	Mexico City, Mexico	64,285
March 17	Honduras *	1-0 W	San Pedro Sula, Honduras	1,268
March 21	Honduras *	1-1 D	Tegucigalpa, Honduras	2,331

1964

Date	Opponent	Result	Location	Attendance
May 27	England	0-10 L	New York, N.Y.	10,118

1961

Date	Opponent	Result	Location	Attendance
Feb. 5	Colombia	0-2 L	Bogota, Colombia	30,000

1960

Date	Opponent	Result	Location	Attendance
Nov. 6	Mexico *	3-3 D	Los Angeles, Calif.	8,000
Nov. 13	Mexico *	0-3 L	Mexico City, Mexico	80,000

1959

Date	Opponent	Result	Location	Attendance
May 28	England	1-8 L	Los Angeles, Calif.	13,000

1957

Date	Opponent	Result	Location	Attendance
April 7	Mexico *	0-6 L	Mexico City, Mexico	75,000
April 28	Mexico *	2-7 L	Long Beach, Calif.	12,500
June 22	Canada *	1-5 L	Toronto, Canada	7,567
July 6	Canada *	2-3 L	St. Louis, Mo.	1,500

YEAR-BY-YEAR ALL-TIME RESULTS

1956				
Date	Opponent	Result	Location	Attendance
Nov. 28	Yugoslavia ++	1-9 L	Melbourne, Australia	5,292

1955				
Date	Opponent	Result	Location	Attendance
Aug. 25	Iceland	2-3 L	Reykjavik, Iceland	9,500

1954				
Date	Opponent	Result	Location	Attendance
Jan. 10	Mexico *	0-4 L	Mexico City, Mexico	60,000
Jan. 14	Mexico *	1-3 L	Mexico City, Mexico	40,000
April 3	Haiti *	3-2 W	Port-au-Prince, Haiti	n/a
April 4	Haiti *	3-0 W	Port-au-Prince, Haiti	6,000

1953				
Date	Opponent	Result	Location	Attendance
June 8	England	3-6 L	New York, N.Y.	7,271

1952				
Date	Opponent	Result	Location	Attendance
April 30	Scotland	0-6 L	Glasgow, Scotland	107,765
July 16	Italy ++	0-8 L	Tampere, Finland	15,342

1950				
Date	Opponent	Result	Location	Attendance
June 25	Spain **	1-3 L	Curtiba, Brazil	9,511
June 29	England **	1-0 W	Belo Horizonte, Brazil	10,151
July 2	Chile **	2-5 L	Recife, Brazil	8,501

1940s				
Date	Opponent	Result	Location	Attendance
July 13, 1947	Mexico %	0-5 L	Havana, Cuba	5,400
July 20, 1947	Cuba %	2-5 L	Havana, Cuba	4,000
Aug. 2, 1948	Italy ++	0-9 L	London, England	20,000
Aug. 6, 1948	Norway	0-11 L	Oslo, Norway	25,000
Aug. 11, 1948	Northern Ireland	0-5 L	Belfast, Northern Ireland	14,000
June 19, 1949	Scotland	0-4 L	Randalls Island, N.Y.	17,000
Sept. 4, 1949	Mexico *	0-6 L	Mexico City, Mexico	60,000
Sept. 14, 1949	Cuba *	1-1 D	Mexico City, Mexico	8,000
Sept. 18, 1949	Mexico *	2-6 L	Mexico City, Mexico	54,500
Sept. 21, 1949	Cuba *	5-2 W	Mexico City, Mexico	5,000

1930s				
Date	Opponent	Result	Location	Attendance
July 13, 1930	Belgium **	3-0 W	Montevideo, Uruguay	10,000
July 17, 1930	Paraguay **	3-0 W	Montevideo, Uruguay	20,800
July 26, 1930	Argentina **	1-6 L	Montevideo, Uruguay	80,000
Aug. 17, 1930	Brazil	3-4 L	Rio de Janeiro, Brazil	12,000
May 24, 1934	Mexico *	4-2 W	Rome, Italy	12,000
May 27, 1934	Italy *	1-7 L	Rome, Italy	30,000
Aug. 3, 1936	Italy ++	0-1 L	Berlin, Germany	9,000
Sept. 12, 1937	Mexico	2-7 L	Mexico City, Mexico	21,000
Sept. 19, 1937	Mexico	3-7 L	Mexico City, Mexico	15,000
Sept. 26, 1937	Mexico	1-5 L	Mexico City, Mexico	10,000

YEAR-BY-YEAR ALL-TIME RESULTS

1920s

Date	Opponent	Result	Location	Attendance
May 25, 1924	Estonia ++	1-0 W	Paris, France	10,000
May 29, 1924	Uruguay ++	0-3 L	Paris, France	20,000
June 10, 1924	Poland	3-2 W	Warsaw, Poland	8,000
June 16, 1924	Ireland	1-3 L	Dublin, Ireland	3,700
June 27, 1925	Canada	0-1 L	Montreal, Canada	3,500
Nov. 8, 1925	Canada	6-1 W	Brooklyn, N.Y.	8,000
Nov. 6, 1926	Canada	6-2 W	Brooklyn, N.Y.	2,500
May 30, 1928	Argentina ++	2-11 L	Amsterdam, Netherlands	3,848
June 10, 1928	Poland	3-3 D	Warsaw, Poland	10,000

1910s

Date	Opponent	Result	Location	Attendance
Aug. 20, 1916	Sweden	3-2 W	Stockholm, Sweden	16,000
Sept. 3, 1916	Norway	1-1 T	Oslo, Norway	25,000



The Starting XI for the U.S. Men's National Team's inaugural game on Aug. 20, 1916 at Sweden in Stockholm Olympic Stadium.

ALL-TIME RESULTS AND LINEUPS

All-Time International Results and Lineups

* FIFA World Cup qualifier ** FIFA World Cup ^ Concacaf Gold Cup
@ CONMEBOL Copa America # FIFA Confederations Cup ++ Olympics
(c) denotes captains since 1989 (OG) Own goal & Concacaf Nations League
+ FIFA Confederations Cup Qualifier % North American Football Championship
Note: U.S. goals always listed first in score listing in this section

November 18, 2024 vs. Jamaica (OG) & St. Louis, Mo.: 4-2 W Turner Scally McKenzie Ream (C) A. Robinson McKenzie (Busio) Tessmann (Trusty) Musah (Zendejas) Pulisic-1 (B. Aaronson) Weah-1 (Cowell) Pepi-1 (Vazquez)	November 14, 2024 at Jamaica & Kingston, Jamaica: 1-0 W Turner Scally McKenzie Ream (C) A. Robinson Cardoso (M. Tillman) Tessmann (Trusty) Musah (Zendejas) McKenzie (Busio) Pulisic Pepi-1 (Vazquez)	October 15, 2024 at Mexico Guadalajara, Mexico: 0-2 L Turner Scally M. Robinson Ream (C) A. Robinson (Lund) A. Morris (Trusty) Busio (Tessmann) Musah (Zendejas) M. Tillman (Vazquez) B. Aaronson Sargent (Wright)	October 12, 2024 vs. Panama Austin, Texas: 2-0 W Turner Scally McKenzie Ream (C) A. Robinson (Lund) A. Morris Busio Musah-1 (Zendejas) B. Aaronson (M. Tillman) Pulisic (Wright) Sargent (Pepi-1)	September 10, 2024 vs. New Zealand Cincinnati, Ohio: 1-1 D Turner Fossey Richards (C) McKenzie Lund Musah (de la Torre) A. Morris (Cardoso) B. Aaronson (M. Tillman) Pepi (Cowell) Balogun Wright (Pulisic-1)	September 7, 2024 vs. Canada Kansas City, Kan.: 1-2 L Schulte Scally Richards Ream Lund Musah (Wright) Cardoso (A. Morris) Tillman (de la Torre-1) Pulisic (C) Balogun (Pepi) B. Aaronson (Cowell)
July 1, 2024 vs. Uruguay @ Kansas City, Mo.: 0-1 L Turner Scally (Wright) Richards Ream (M. Tillman) A. Robinson Musah (Sargent) Adams McKenzie Pulisic (C) Balogun (Pepi) G. Reyna	June 27, 2024 vs. Panama @ Atlanta, Ga.: 1-2 L Turner (Horvath) Scally Richards Ream (Sargent) A. Robinson G. Reyna (Carter-Vickers) Adams (Cardoso) McKenzie Pulisic (C) Balogun-1 (Pepi) Pulisic (C)	June 23, 2024 vs. Bolivia @ Arlington, Texas: 2-0 W Turner Scally Richards Ream A. Robinson McKenzie (de la Torre) Adams (Musah) G. Reyna (Pepi) Weah (B. Aaronson) Balogun-1 (Cardoso) Pulisic-1 (C)	June 12, 2024 vs. Brazil Orlando, Fla.: 1-1 D Turner Scally (S. Moore) Richards Ream A. Robinson McKenzie Musah (Adams) G. Reyna (Cardoso) Weah (B. Aaronson) Pepi (Balogun) Pulisic-1 (C)	June 8, 2024 vs. Colombia Landover, Md.: 1-5 L Turner Scally Richards Ream (Carter-Vickers) A. Robinson McKenzie (Musah) Cardoso (de la Torre) G. Reyna (M. Tillman) Weah-1 Balogun (Pepi) Pulisic (C) (Wright)	March 24, 2024 vs. Mexico & Arlington, Texas: 2-0 W Turner Dest Ream Richards A. Robinson G. Reyna-1 (Musah) Adams-1 (Cardoso) McKenzie Pulisic (C) (B. Aaronson) Wright (Balogun) Weah (M. Tillman)
March 21, 2024 vs. Jamaica & (OG) Arlington, Texas: 3-1 W (aet) Turner Scally (G. Reyna) M. Robinson Richards A. Robinson M. Tillman (B. Aaronson) Musah (Adams, Cardoso) McKenzie Pulisic (C) Balogun (Pepi) Weah (Wright-2)	Jan. 20, 2024 vs. Slovenia San Antonio, Texas: 0-1 L Schulte S. Moore (Tolkien) Zawadzki M. Robinson (C) D. Jones Kamungo (Bajraktarevic) Atencio (McGlynn) A. Morris Luna (Wiley) T. Tillman (Jackson) B. White (McGuire)	Nov. 20, 2023 at Trinidad & Tobago & Port of Spain, Trinidad: 1-2 L Turner Dest Carter-Vickers Ream (C) A. Robinson-1 McKenzie Musah de la Torre (Maloney) B. Aaronson Pepi (Tillman) Balogun	Nov. 16, 2023 vs. Trinidad & Tobago & Austin, Texas: 3-0 W Turner Dest Carter-Vickers Ream (C) A. Robinson-1 McKenzie G. Reyna-1 Tillman (Pepi-1) Balogun Paredes (B. Aaronson)	Oct. 17, 2023 vs. Ghana Nashville, Tenn.: 4-0 W Turner Dest M. Robinson Richards (Carter-Vickers) Lund Cardoso (Maloney) G. Reyna-2 (McKenzie) Musah (de la Torre) Weah Balogun-1 (Pepi) Pulisic-1 (C) (B. Aaronson)	Oct. 14, 2023 vs. Germany East Hartford, Conn.: 1-3 L Turner Scally Richards (Carter-Vickers) Ream Dest Musah G. Reyna (de la Torre) McKenzie (Cardoso) Weah (B. Aaronson) Balogun (Pepi) Pulisic-1 (C) (Paredes)
Sept. 12, 2023 vs. Oman (OG) St. Paul, Minn.: 4-0 W Horvath Dest (D. Jones) M. Robinson Richards (McKenzie) Lund Tillman (Cremaschi) Musah McKenzie Weah (Paredes) Balogun-1 (Pepi-1) Pulisic (C) (B. Aaronson-1)	Sept. 9, 2023 vs. Uzbekistan St. Louis, Mo.: 3-0 W Dest Richards (McKenzie) Ream (C) A. Robinson (Lund) McKenzie (Tillman) de la Torre (Tessmann) Musah Weah-1 (B. Aaronson) Balogun (Pepi-1) Pulisic-1	July 12, 2023 vs. Panama ^ San Diego, Calif.: 1-1 D (4-5 PK) Turner Reynolds (Yedlin) M. Robinson Lund (Miazga) D. Jones (Tolkien) Busio (Gressel) Sands Mihalovic Ferreira-1 Vazquez (Morris) Cowell (Roldan)	July 9, 2023 vs. Canada ^ (OG) Cincinnati, Ohio: 2-2 D (3-2 PK) Turner (c) Reynolds (Roldan) M. Robinson (Long) Neal (Miazga) D. Jones Busio Sands Mihalovic (Vazquez-1) Gressel (Morris) Ferreira Zendejas (Cowell)	July 2, 2023 vs. Trinidad and Tobago ^ Charlotte, N.C.: 6-0 W Turner (c) Reynolds (Yedlin) M. Robinson (Miazga) Neal D. Jones Busio-1 Sands Mihalovic (Vazquez-1) Zendejas (Cowell-1) Ferreira-3 Roldan (Gressel)	June 28, 2023 vs. St. Kitts and Nevis ^ St. Louis, Mo.: 6-0 W Turner (c) Reynolds-1 (Gressel) Miazga Neal D. Jones Busio (Sofora) Sands (A. Morris) Mihalovic-2 Zendejas Ferreira-3 (Vazquez) Cowell (Roldan)
June 24, 2023 vs. Jamaica ^ Chicago, Ill.: 1-1 D Turner (c) Yedlin Miazga Long (Neal) Tolkien (Vazquez-1) A. Morris Sands Sofora (Mihalovic) Zendejas (Roldan) Ferreira J. Morris (Cowell)	June 18, 2023 vs. Canada ^ Las Vegas, Nev.: 2-0 W Turner Scally (Trusty) Zimmerman Richards-1 A. Robinson G. Reyna (de la Torre) B. Aaronson (Cardoso) Weah Balogun-1 (Pepi) Pulisic (C)	June 15, 2023 vs. Mexico ^ Las Vegas, Nev.: 3-0 W Turner Dest M. Robinson Richards A. Robinson G. Reyna (de la Torre) McKenzie Weah (B. Aaronson) Balogun (Pepi-1) Pulisic-2 (C) (Scally)	April 19, 2023 vs. Mexico Glendale, Ariz.: 1-1 D Turner Yedlin Zimmerman (c) Long (Miazga) Dest (Wiley) K. Acosta Sands J. Morris (Pomykal) Ferreira-1 Cowell (Sofora) Vazquez (A. Morris)	March 27, 2023 vs. El Salvador ^ Orlando, Fla.: 1-0 W Turner Dest M. Robinson Ream A. Robinson McKenzie (Cardoso) Musah (de la Torre) Zendejas (B. Aaronson) G. Reyna (Booth) Pulisic (C) Dike (Pepi-1)	March 24, 2023 at Grenada ^ St. George's, Grenada: 7-1 W Turner Reynolds McKenzie Trusty Scally McKenzie-2 (Musah) de la Torre (Cardoso) B. Aaronson-1 G. Reyna (Booth) Pulisic-1 (c) (Zendejas-1) Pepi-2 (Dike)
Jan. 28, 2023 vs. Colombia Carson, Calif.: 0-0 D S. Johnson D. Jones Zimmerman (Neal) Long (Rogers) Tolkien (Gressel) K. Acosta (c) Williamson (Sofora) P. Aaronson Arriola (Sabbie) Ferreira (Vazquez) Hoppe	Jan. 25, 2023 vs. Serbia Los Angeles, Calif.: 1-2 L Slonina Gressel (D. Jones) Zimmerman (c) (Long) Neal J. Gómez A. Morris Pomykal (Acosta) Sofora (Williamson) Zendejas Vazquez-1 (Hoppe) Cowell (Arriola)	Dec. 3, 2022 n. vs. Netherlands ** Al Rayyan, Qatar: 1-3 Slonina Dest (Yedlin) Zimmerman Ream A. Robinson (J. Morris) Adams (c) Musah McKenzie (Wright-1) Weah (B. Aaronson) Je. Ferreira (G. Reyna) Pulisic	Nov. 29, 2022 n. vs. Iran ** Doha, Qatar: 1-0 M Turner Dest (S. Moore) Carter-Vickers Ream A. Robinson Adams Adams (c) McKenzie (K. Acosta) Weah (Zimmerman) Sargent (Wright) Pulisic-1 (B. Aaronson)	Nov. 25, 2022 n. vs. England ** Al Khor, Qatar: 0-0 Turner Dest (S. Moore) Zimmerman Ream A. Robinson McKenzie (B. Aaronson) Adams (c) Musah Pulisic Wright (Sargent) Weah (G. Reyna)	Nov. 21, 2022 n. vs. Wales ** Al Rayyan, Qatar: 1-1 Turner Dest (Yedlin) Zimmerman Ream A. Robinson Adams (c) McKenzie (B. Aaronson) Musah (K. Acosta) Weah-1 (J. Morris) Sargent (Wright) Pulisic

ALL-TIME RESULTS AND LINEUPS

Sept. 27, 2022 n. vs. Saudi Arabia Murcia, Spain: 0-0 M. Turner Yedlin (Scally) Zimmerman Long (McKenzie) Dest Adams K. Acosta McKenzie (B. Aaronson) G. Reyna (Arriola) Peji (Je. Ferreira) Puliscic (c) (Tillman)	Sept. 23, 2022 n. vs. Japan Düsseldorf, Germany: 0-2 M. Turner Dest (R. Cannon) Zimmerman (c) Long (McKenzie) Vines Adams McKenzie (Tillman) de la Torre (Cardoso) B. Aaronson Je. Ferreira (Sargent) G. Reyna (J. Morris)	June 14, 2022 at El Salvador # El Salvador, El Salvador: 1-1 E. Horvath R. Cannon Carter-Vickers Long (de la Torre) A. Robinson Adams (J. Morris-1) B. Aaronson (McKenzie) Musah Weah (Arriola) Wright (Je. Ferreira) Puliscic (c)	June 10, 2022 vs. Grenada # Austin, Texas: 5-0 M. Turner R. Cannon Carter-Vickers Long (Zimmerman) A. Robinson (Bello) K. Acosta McKenzie (c) (Tillman) de la Torre (B. Aaronson) Arriola-1 Je. Ferreira-4 J. Morris (Roldan)	June 5, 2022 vs. Uruguay Kansas City, Kan: 0-0 S. Johnson Yedlin (A. Robinson) Zimmerman Long (Palmer-Brown) Scally Adams (c) Musah (de la Torre) McKenzie (B. Aaronson) Weah (Arriola) Je. Ferreira (Wright, 61) Puliscic	June 1, 2022 vs. Morocco Cincinnati, Ohio: 3-0 M. Turner R. Cannon Zimmerman (Carter-Vickers) Long A. Robinson (Scally) Adams (de la Torre) B. Aaronson-1 (McKenzie) Musah Weah-1 Je. Ferreira (Wright-1) Puliscic (c) (Tillman)
March 30, 2022 at Costa Rica # San Jose, Costa Rica: 0-2 Steffen Yedlin (S. Moore) Zimmerman (c) M. Robinson A. Robinson Adams (de la Torre) Musah K. Acosta Weah (G. Reyna) Peji (Je. Ferreira) Puliscic (J. Morris)	March 27, 2022 vs. Panama # Orlando, Fla.: 5-1 Steffen S. Moore Zimmerman M. Robinson (Long) A. Robinson Adams (J. Morris) de la Torre Musah (K. Acosta) Arriola-1 (G. Reyna) Je. Ferreira-1 Puliscic-3 (c) (Busio)	March 24, 2022 at Honduras # Mexico City, Mexico: 0-0 Steffen Yedlin (Palmer-Brown) Zimmerman M. Robinson A. Robinson Adams (c) (Long) K. Acosta Musah Weah (G. Reyna) Peji (Pefok) Puliscic (J. Morris)	Feb. 2, 2022 at Canada # St. Paul, Minn.: 3-0 M. Turner R. Cannon Zimmerman-1 M. Robinson A. Robinson K. Acosta McKenzie-1 (Roldan) de la Torre Weah (B. Aaronson) Peji (Je. Ferreira) J. Morris (Puliscic-1)	Jan. 30, 2022 at Canada # Hamilton, Canada: 0-2 M. Turner Dest (R. Cannon) M. Robinson Richards A. Robinson Adams (c) (K. Acosta) McKenzie Musah (Arriola) B. Aaronson (J. Morris) Zardes (Peji) Puliscic	Jan. 27, 2022 vs. El Salvador # Columbus, Ohio: 1-0 M. Turner Dest Zimmerman Richards A. Robinson-1 Adams McKenzie Musah (K. Acosta) Weah (J. Morris) Je. Ferreira (Zardes) Puliscic (c) (B. Aaronson)
Dec. 18, 2021 vs. Bosnia-Herzegovina Carson, Calif.: 1-0 M. Turner Lennon (Reynolds) Zimmerman (c) Kessler Bello (J. Gomez) Cardoso (Yueili) Roldan K. Acosta Je. Ferreira (Cowell) Peji (Zardes) J. Morris (Bassett-1)	Nov. 16, 2021 at Jamaica # Kingston, Jamaica: 1-1 Steffen Yedlin Zimmerman Richards A. Robinson Adams (c) Musah (K. Acosta) Busio Puliscic-1 (Puliscic) Peji (Je. Ferreira) B. Aaronson (Arriola)	Nov. 12, 2021 vs. Mexico # Cincinnati, Ohio: 2-0 Steffen Yedlin Zimmerman M. Robinson A. Robinson Adams (c) Musah (K. Acosta) McKenzie-1 Weah (Richards) Peji (Je. Ferreira) B. Aaronson (Puliscic-1)	Oct. 13, 2021 vs. Costa Rica # Columbus, Ohio: 2-1 (OG) Steffen Dest-1 (Yedlin) Zimmerman Richards A. Robinson Adams (c) Musah (Busio) McKenzie Weah (Hoppe) Zardes B. Aaronson (Zimmerman)	Oct. 10, 2021 at Panama # Panama City, Panama: 0-1 M. Turner S. Moore (Yedlin) Zimmerman McKenzie Bello K. Acosta Musah (Adams) Lietget Arriola (B. Aaronson) Zardes (Peji) Weah (Roldan)	Oct. 7, 2021 vs. Jamaica # Austin, Texas: 2-0 M. Turner Dest (S. Moore) Zimmerman M. Robinson A. Robinson Adams (c) (K. Acosta) Musah (de la Torre) McKenzie Arriola Peji-2 (Zardes) B. Aaronson (Weah)
Sept. 8, 2021 at Honduras # San Pedro Sula, Honduras: 4-1 M. Turner M. Robinson Brooks (Lietget-1) McKenzie A. Robinson Sands (Yedlin) K. Acosta Bello (A. Robinson-1) Sargent (B. Aaronson-1) Peji-1 Puliscic (c) (Roldan)	Sept. 5, 2021 vs. Qatar # Nashville, Tenn.: 1-1 M. Turner Dest (Yedlin) M. Robinson Brooks A. Robinson Adams Lietget (Roldan) K. Acosta B. Aaronson-1 (de la Fuente) Pefok (Sargent) Puliscic (c)	Sept. 2, 2021 at El Salvador # San Salvador, El Salvador: 0-0 M. Turner Yedlin (Lietget) M. Robinson Ream Dest (A. Robinson) Adams (c) McKenzie B. Aaronson (Roldan) Reyna Sargent (Pefok) de la Fuente (K. Acosta)	Aug. 1, 2021 vs. Mexico # Las Vegas, Nev.: 1-0 (AET) M. Turner R. Cannon (S. Moore) Sands M. Robinson-1 Bello (Vines) Williamson (Busio) K. Acosta Lietget (Roldan) Arriola (c) (Gioacchini) Zardes Hopper (Kessler)	July 29, 2021 vs. Qatar # Austin, Texas: 1-0 M. Turner S. Moore (R. Cannon) Sands M. Robinson Vines Busio (Roldan) K. Acosta Lietget (c) Arriola (Williamson) Dike (Zardes-1) Hoppe (Gioacchini)	July 25, 2021 vs. Jamaica # Arlington, Texas: 1-0 M. Turner S. Moore (R. Cannon) Sands M. Robinson Vines Busio K. Acosta Lietget Arriola (c) (Roldan) Dike (Zardes) Hoppe-1 (Gioacchini)
July 18, 2021 vs. Canada # Kansas City, Kan.: 1-0 M. Turner Zimmerman (c) (Pines) Sands M. Robinson S. Moore-1 (R. Cannon) K. Acosta (Roldan) Busio (Yueili) Lietget Vines Zardes (Hoppe) Dike	July 15, 2021 vs. Martinique # Kansas City, Kan.: 6-1 (OG) Zimmerman (c) (Pines) Sands M. Robinson-1 S. Moore (K. Acosta) Busio Williamson (Yueili) Bello Roldan Dike-2 (Zardes-1) Hoppe (Gioacchini-1)	July 11, 2021 vs. Haiti # Kansas City, Kan.: 1-0 M. Turner S. Moore (Williamson) Zimmerman M. Robinson Vines-1 K. Acosta Yueili (Busio) Lietget (c) Arriola (Gioacchini, Sands) Zardes J. Lewis (Dike)	June 9, 2021 vs. Costa Rica # Sandy, Utah: 4-0 M. Turner E. Horvath R. Cannon-1 McKenzie (Zimmerman) Ream A. Robinson (Dest) Musah (K. Acosta) Adams (c) (Yueili) Lietget Weah (G. Reyna-1) Dike-1 (Pefok) B. Aaronson-1	June 6, 2021 vs. Mexico # Denver, Colo.: 3-2 (AET) Steffen (E. Horvath) Yedlin (R. Cannon) McKenzie Brooks Ream (Adams) Dest (Weah) McKenzie-1 K. Acosta G. Reyna-1 (Lietget) Sargent (Pefok) Puliscic-1 (c)	June 3, 2021 vs. Honduras # Denver, Colo.: 1-0 Steffen Dest McKenzie Brooks A. Robinson (R. Cannon) McKenzie Yueili (K. Acosta) Lietget G. Reyna (B. Aaronson) Sargent (Pefok-1) Puliscic (Miazga)
May 30, 2021 at Switzerland St. Gallen, Switzerland: 1-2 E. Horvath R. Cannon (Yedlin) McKenzie Brooks (Ream) Dest McKenzie (c) Yueili (K. Acosta) Lietget-1 (Musah) G. Reyna (Weah) Sargent (Pefok) B. Aaronson	March 28, 2021 at Northern Ireland Belfast, Northern Ireland: 2-1 Long (Richards) Miazga Ream Dest (Reynolds) K. Acosta (de la Torre) Musah (Lietget) A. Robinson G. Reyna-1 (B. Aaronson) Pefok (Dike) Puliscic-1 (c)	March 25, 2021 n. vs. Jamaica Wiener Neustadt, Austria: 4-1 Steffen (c) R. Cannon Long (Richards) Brooks Dest-1 (A. Robinson) Musah (de la Torre) K. Acosta Lietget-2 Reyna (Gioacchini) Sargent (Pefok) Puliscic (B. Aaronson-1)	Jan. 31, 2021 vs. Trinidad & Tobago Orlando, Fla.: 7-0 M. Turner Herrera (Tessmann) Long-1 Vines (Bello) Yueili (Roldan) Lietget (Perea) K. Acosta Arriola-2 (Mueller) Je. Ferreira-2 (Dike) J. Lewis-2	Dec. 9, 2020 vs. El Salvador Fort Lauderdale, Fla.: 6-0 Hamid Araujo (Duncan) McKenzie Long (c) (Zimmerman) Vines (Farfan) Yueili B. Aaronson-1 Lietget-1 (K. Acosta) Arriola-1 (Soto) Akinola-1 (Mihalovic) Mueller-2	Nov. 16, 2020 n. vs. Panama Wiener Neustadt, Austria: 6-2 Steffen R. Cannon Miazga (Richards) Ream (c) Dest Adams (Cardoso) Musah (Lietget-1) McKenzie G. Reyna-1 (Ladezma) Gioacchini-2 (Soto-2) Llanez (Weah)
Nov. 12, 2020 at Wales Swansea, Wales: 0-0 Steffen (c) Dest (R. Cannon) Miazga Brooks A. Robinson Adams (Cardoso) McKenzie Lietget (Otasowie) G. Reyna (Gioacchini) Musah (Weah) de la Fuente (Llanez)	Feb. 1, 2020 vs. Costa Rica Carson, Calif.: 1-0 S. Johnson (Hamid) R. Cannon Zimmerman Long (c) (McKenzie) Vines (Gasper) Yueili B. Aaronson (Servania) Lietget Arriola Je. Ferreira (Zardes) Llanez-1 (J. Lewis)	Nov. 19, 2019 n. vs. Cuba & Georgetown, Guyana Isles: 4-0 Guzan Yedlin (R. Cannon) Long Ream (c) Lovitz McKenzie (Morales) Yueili Roldan J. Morris-2 (Ty. Boyd) Sargent-2 Arriola	Nov. 15, 2019 vs. Canada & Toronto, Ont.: 4-1 Guzan Dest (Ty. Boyd) Long-1 Brooks Ream (c) Yueili McKenzie Lietget (Morales) J. Morris-1 (Yedlin) Zardes-2 Arriola	Oct. 15, 2019 at Canada & Washington, D.C.: 0-2 Steffen Yedlin (Lima) Ream (c) Long Lovitz M. Bradley McKenzie Roldan (Zardes) J. Morris Sargent Puliscic (Arriola)	Oct. 11, 2019 vs. Cuba & Washington, D.C.: 7-0 (OG) Guzan R. Cannon Miazga Ream Lovitz Yueili McKenzie-3 (Arriola) Roldan J. Morris-1 (Ty. Boyd) Sargent-1 Puliscic-1 (c) (Lietget)

ALL-TIME RESULTS AND LINEUPS

Sept. 10, 2019 vs. Uruguay St. Louis, Mo.: 1-1 Guzan R. Cannon (Lima) Long (M. Robinson) Ream (c) Dest (Lovitz) Roldan Yeuill Lletget Ty. Boyd (Baird) Sargent (Zardes) J. Morris-1 (Pomykal)	Sept. 6, 2019 vs. Mexico East Rutherford, N.J.: 0-3 Steffen (c) R. Cannon Zimmerman (M. Robinson) Long Dest (Lovitz) McKennie Trapp (Lletget) Morales (Yeuill) Ty. Boyd (J. Morris) Sargent (Sargent) Pulisic	July 7, 2019 vs. Mexico ^A Chicago, Ill.: 0-1 Steffen R. Cannon Miaza Long Ream (Lovitz) M. Bradley McKennie (c) Pulisic J. Morris (Roldan) Zardes (Zardes) Arriola	July 3, 2019 vs. Jamaica ^A Nashville, Tenn.: 3-1 Steffen R. Cannon Miaza Long Ream (c) M. Bradley McKennie-1 Pulisic-2 J. Morris (Roldan) Altidore (Zardes) Arriola (Lovitz)	June 30, 2019 vs. Curaçao ^A Philadelphia, Pa.: 1-0 Steffen Lima Zimmerman Long Ream M. Bradley McKennie-1 Pulisic (c) Ty. Boyd (J. Morris) Zardes Arriola (Gonzalez)	June 26, 2019 vs. Panama ^A Kansas City, Kan.: 1-0 S. Johnson R. Cannon Miaza Gonzalez (c) Lovitz Roldan Minailovic J. Morris (Ty. Boyd) Altidore-1 (Zardes) J. Lewis (Pulisic)
June 22, 2019 vs. Trinidad & Tobago ^A Cleveland, Ohio: 6-0 Steffen (c) Lima (R. Cannon) Zimmerman Long-2 Ream M. Bradley McKennie Pulisic-1 Ty. Boyd (J. Morris) Zardes-2 (Altidore) Arriola-1	June 18, 2019 vs. Guyana ^A St. Paul, Minn.: 4-0 Lima Zimmerman Long-2 Ream M. Bradley (c) (Trapp) McKennie (Minailovic) Pulisic (Roldan) Ty. Boyd-2 Zardes-1 Arriola-1	June 9, 2019 vs. Venezuela Cincinnati, Ohio: 0-3 Steffen Lima Miaza Long (Zimmerman) Ream (Lovitz) Trapp (c) Roldan McKennie (Holmes) Ty. Boyd (J. Morris) Zardes (Altidore)	June 5, 2019 vs. Jamaica Washington, D.C.: 0-1 Steffen Miaza (c) (Carter-Vickers) Gonzalez Ream (Lima) Arriola (J. Gyau) Trapp Yeuill (Amon) A. Robinson (Lovitz) Roldan (Holmes) Mihailevic Sargent	March 26, 2019 vs. Chile Houston, Texas: 1-1 E. Horvath Yedlin (c) Miaza Gonzalez Ream M. Bradley Roldan (J. Lewis) Pulisic-1 (Lletget) Baird (Lovitz) Zardes (J. Morris) Arriola (Trapp)	March 21, 2019 vs. Ecuador Orlando, Fla.: 1-0 S. Johnson Adams Long Brooks Ream (c) Trapp (M. Bradley) McKennie (Roldan) Pulisic (Lletget) J. Morris (Yedlin) Zardes-1 Arriola (J. Lewis)
Feb. 2, 2019 vs. Costa Rica San Jose, Calif.: 2-0 Steffen Lima Zimmerman Long (c) Lovitz Trapp Roldan Mihailevic (Lletget-1) Baird (J. Lewis) Zardes (Ramirez) Arriola-1	Jan. 27, 2019 vs. Panama @ Glendale, Ariz.: 3-0 Steffen (S. Johnson) Long (c) M. Bradley (Trapp) Roldan Mihailevic-1 (Lletget) Baird (Arriola) Zardes (Ramirez-1) Ebobisse (J. Lewis)	Nov. 20, 2018 n. Italy @ Genk, Belgium: 0-1 E. Horvath Carter-Vickers Zimmerman R. Cannon (Villaflaia) Delgado (Trapp) Adams K. Acosta (Lletget) S. Moore Pulisic (c) (Gall) Sargent (B. Wood)	Nov. 15, 2018 vs. England @ London, England: 0-3 Guzan Yedlin Miaza Brooks Villaflaia (S. Moore) McKennie (Lletget) Trapp (c) (K. Acosta) J. Green (Adams) Weah (Saief) B. Wood	Oct. 16, 2018 vs. Peru @ East Hartford, Conn.: 1-1 Guzan R. Cannon (Yedlin) Carter-Vickers Long Sweat Trapp (c) Weah (A. Robinson) Delgado K. Acosta (M. Bradley) Amon (J. Green) Sargent-1 (B. Wood)	Oct. 11, 2018 vs. Colombia @ Tampa, Fla.: 2-4 Steffen Yedlin Miaza Brooks A. Robinson (Sweat) M. Bradley (c) K. Acosta-1 Weah (Delgado) J. Green (Sargent) Saief (Picaut) B. Wood-1 (Novakovich)
Sept. 11, 2018 vs. Mexico @ Nashville, Tenn.: 1-0 Steffen S. Moore (Yedlin) Carter-Vickers Miaza Lichaj (A. Robinson) Trapp (c) K. Acosta (Roldan) Adams-1 McKennie (J. Green) Weah (Delgado) Zardes (B. Wood)	Sept. 7, 2018 vs. Brazil @ East Rutherford, N.J.: 0-2 Steffen Yedlin Miaza Brooks A. Robinson Trapp (c) (Roldan) J. Green (Weah) Adams McKennie (Delgado) Arriola (K. Acosta) B. Wood (Zardes)	June 9, 2018 vs. France @ Lyon, France: 1-1 Steffen S. Moore (Yedlin) Carter-Vickers Miaza (Palmer-Brown) Parker A. Robinson (Villaflaia) Adams Trapp (c) McKennie J. Green-1 (Corona) B. Wood (Sargent)	June 2, 2018 vs. Ireland @ Dublin, Ireland: 1-2 Hamid Yedlin (S. Moore) Carter-Vickers (Parker) Palmer-Brown Villaflaia Trapp (c) Weah Adams McKennie (Corona) Rubin (de la Torre) B. Wood-1 (Sargent)	May 28, 2018 vs. Bolivia @ Chester, Pa.: 3-0 Bono Lichaj (c) (Olsonunde) Zimmerman-1 Palmer-Brown A. Robinson McKennie Weah-1 (J. Green) Corona (Parks) Pulisic (Villaflaia) Rubin (Gooch) Sargent-1 (Novakovich)	March 27, 2018 vs. Paraguay @ Cary, N.C.: 1-0 Steffen Yedlin Miaza Carter-Vickers Villaflaia Trapp (c) Nagbe (Roldan) Delgado (Weah) Adams Saief (Rubin) B. Wood-1 (Novakovich)
Jan. 28, 2018 vs. Bosnia & Herzegovina @ Carson, Calif.: 0-0 Hamid (Steffen) Polster Zimmerman Opara Morrow Adams Zardes (Arriola) Trapp (c) (Rubin) Roldan (Agudelo) J. Morris Sapong (Rowe)	Nov. 14, 2017 vs. Portugal @ Leiria, Portugal: 1-1 E. Horvath (Hamid) Yedlin Miaza Brooks (Carter-Vickers) Lichaj (Villaflaia) D. Williams (c) Arriola (Dempsey) McKennie-1 (Bedoya) K. Acosta Agudelo (Gooch) Sapong (Dwyer)	Oct. 10, 2017 vs. Trinidad & Tobago ^A @ Coova, Trinidad: 1-2 Howard Yedlin Gonzalez Besler Villaflaia (K. Acosta) M. Bradley (c) Arriola (Dempsey) Pulisic-1 Nagbe (Feilhaber) B. Wood Altidore	Oct. 6, 2017 vs. Panama ^A @ Orlando, Fla.: 4-0 Howard Yedlin Gonzalez Besler Villaflaia M. Bradley (c) Arriola Pulisic-1 (D. McCarty) Nagbe (Bedoya) B. Wood-1 Altidore-2 (Dempsey)	Sept. 5, 2017 vs. Honduras ^A @ San Pedro Sula, Honduras: 1-1 Guzan Zusi (G. Cameron) Gonzalez Besler Beasley (Arriola) K. Acosta M. Bradley (c) Pulisic Dempsey Nagbe (B. Wood-1) J. Morris	Sept. 1, 2017 vs. Costa Rica ^A @ Harrison, N.J.: 0-2 Zusi (J. Morris) G. Cameron Ream Villaflaia (Dempsey) Pulisic (Arriola) Nagbe M. Bradley (c) F. Johnson B. Wood Altidore
July 26, 2017 vs. Jamaica ^A @ Santa Clara, Calif.: 2-1 Howard Zusi Gonzalez Besler Villaflaia Arriola (Zardes) K. Acosta (Dempsey) M. Bradley (c) Nagbe (D. McCarty) J. Morris-1 Altidore-1	July 22, 2017 vs. Costa Rica ^A @ Arlington, Texas: 2-0 Howard Zusi Gonzalez Besler Villaflaia Arriola (Dempsey-1) K. Acosta (D. McCarty) M. Bradley (c) Nagbe J. Morris Altidore-1 (Zardes)	July 19, 2017 vs. El Salvador ^A @ Philadelphia, Pa.: 2-0 Howard Lichaj-1 Hedges Gonzalez-1 Morrow Nagbe (Pontius) M. Bradley (c) Arriola (J. Morris) Zardes (K. Acosta) Dempsey Altidore	July 15, 2017 vs. Nicaragua ^A @ Cleveland, Ohio: 3-0 Hamid Zusi Miaza-1 Besler Villaflaia D. McCarty Pontius Bedoya (c) Corona-1 (J. Morris) Rowe-1 (Arriola) Dwyer (Agudelo)	July 12, 2017 vs. Martinique ^A @ Tampa, Fla.: 3-2 Guzan (c) Lichaj Gonzalez-1 Hedges Morrow Arriola (Pontius) Roldan K. Acosta (Bedoya) Zardes Agudelo (D. McCarty) J. Morris-2	July 8, 2017 vs. Panama ^A @ Nashville, Tenn.: 1-1 Guzan Zusi Gonzalez Besler Villaflaia D. McCarty K. Acosta Bedoya (c) (J. Morris) Corona (Agudelo) Rowe (Zardes) Dwyer-1
July 1, 2017 vs. Ghana @ East Hartford, Conn.: 2-1 Guzan (c) Zusi Hedges Besler Villaflaia (Gonzalez) K. Acosta-1 D. McCarty Arriola (Bedoya) Corona (Saief) Rowe (Zardes) Dwyer-1 (J. Morris)	June 11, 2017 vs. Mexico ^A @ Mexico City, Mexico: 1-1 Guzan Yedlin Gonzalez G. Cameron Ream Beasley Arriola (Nagbe) K. Acosta M. Bradley-1 (c) Pulisic (Zusi) B. Wood (Altidore)	June 8, 2017 vs. Trinidad & Tobago ^A @ Commerce City, Colo.: 2-0 Howard Yedlin G. Cameron Brooks Villaflaia M. Bradley (c) F. Johnson (Bedoya) Pulisic-2 Nagbe Dempsey (K. Acosta) Altidore (B. Wood)	June 3, 2017 vs. Venezuela @ Sandy, Utah: 1-1 Howard Yedlin (Zusi) G. Cameron (Gonzalez) Brooks (Hedges) Villaflaia Nagbe (J. Morris) Pulisic-1 M. Bradley (c) F. Johnson (Ream) Dempsey (K. Acosta) B. Wood	March 28, 2017 vs. Panama ^A @ Panama City, Panama: 1-1 Howard Gonzalez Ream Villaflaia Pulisic M. Bradley (c) J. Jones (K. Acosta) Nagbe (Bedoya) Dempsey-1 Altidore (Arriola)	March 24, 2017 vs. Honduras ^A @ San Jose, Calif.: 6-0 Howard G. Cameron (Zusi) Gonzalez Brooks (Ream) Villaflaia Lletget-1 (Bedoya) M. Bradley-1 (c) Pulisic-1 Nagbe Dempsey-3 Altidore

ALL-TIME RESULTS AND LINEUPS

Feb. 3, 2017 vs. Jamaica @ Chattanooga, Tenn.: 2-0 Robles (Bingham) Zusi (c) (Br. Evans) Birnbaum Zimmerman Villafaña (Beasley) D. McCarty (Nagbe) Pontius (Bedoya) Feilhaber (M. Bradley) Lletget J. Morris-1 Agudelo	Jan. 29, 2017 vs. Serbia @ San Diego, Calif.: 0-0 Rimando Zusi Birnbaum C. Marshall Garza (Villafaña) M. Bradley (c) J. Jones (Lletget) Bedoya (Pontius) Kijestian (Feilhaber) Nagbe (Agudelo) Altidore (J. Morris)	Nov. 25, 2016 vs. Costa Rica * @ San Jose, Costa Rica: 0-4 Guzan T. Chandler Gonzalez Brooks Besler F. Johnson (Zusi) M. Bradley (c) J. Jones (Kijestian) Pulisic (Gooch) Altidore B. Wood	Nov. 11, 2016 vs. Mexico * @ Columbus, Ohio: 1-2 Howard (Guzan) T. Chandler (Yedlin) Gonzalez Brooks Besler (Orozco) F. Johnson M. Bradley (c) J. Jones Pulisic Altidore (Boyd) B. Wood-1	Oct. 11, 2016 vs. New Zealand @ Washington, D.C.: 1-1 Yarbrough (Bingham) Orozco Gonzalez Besler K. Acosta (Gooch) Kitchen (D. Williams) Kijestian M. Bradley (c) Yedlin Altidore (Boyd) J. Green-1 (Agudelo)	Oct. 7, 2016 vs. Cuba @ Havana, Cuba: 2-0 E. Horvath Yedlin (T. Chandler) G. Cameron Brooks (Birnbaum) F. Johnson Pulisic (Wondolowski-1) M. Bradley (c) Kijestian (D. Williams) J. Green-1 Altidore (Arriola) B. Wood (J. Morris)
Sept. 6, 2016 vs. Trinidad & Tobago * @ Jacksonville, Fla.: 4-0 Howard G. Cameron Birnbaum Gonzalez F. Johnson Bedoya (Arriola-1) M. Bradley (c) Kijestian-1 (Stanko) Pulisic B. Wood (J. Morris) Altidore-2	Sept. 2, 2016 vs. St. Vincent and the Gren. @ Kingstown, St. Vincent: 6-0 Guzan Yedlin G. Cameron Besler-1 K. Acosta Zusi Beckerman Bedoya (Kijestian-1) F. Johnson (Pulisic-2) Altidore-1 (c) (J. Morris) B. Wood-1	June 25, 2016 vs. Colombia * @ Glendale, Ariz.: 0-1 Howard Yedlin G. Cameron Besler F. Johnson M. Bradley (c) (Nagbe) J. Jones Bedoya (Pulisic) Zardes Dempsey B. Wood	June 21, 2016 vs. Argentina * @ Houston, Texas: 0-4 Guzan Yedlin G. Cameron Brooks Besler F. Johnson Zusi M. Bradley (c) Beckerman (Birnbaum) Zardes Dempsey (Nagbe) Wondolowski (Pulisic)	June 16, 2016 vs. Ecuador * @ Seattle, Wash.: 2-1 Guzan F. Johnson G. Cameron Brooks Besler Bedoya (Zusi) M. Bradley (c) Zardes-1 (Birnbaum) Dempsey-1 (Beckerman) B. Wood	June 11, 2016 vs. Paraguay * @ Philadelphia, Pa.: 1-0 Guzan Yedlin G. Cameron Brooks F. Johnson Bedoya (Zusi) M. Bradley (c) J. Jones Zardes Dempsey-1 (Orozco) B. Wood (Beckerman)
June 7, 2016 vs. Costa Rica * @ Chicago, Ill.: 4-0 Guzan Yedlin G. Cameron Brooks F. Johnson Bedoya (Beckerman) M. Bradley (c) J. Jones-1 Zardes Dempsey-1 (Wondolowski) B. Wood-1 (Zusi-1)	June 3, 2016 vs. Colombia * @ Santa Clara, Calif.: 0-2 Guzan Yedlin G. Cameron Brooks F. Johnson Bedoya (Zusi) M. Bradley (c) J. Jones (Nagbe) Zardes Dempsey B. Wood (Pulisic)	May 28, 2016 vs. Bolivia @ Kansas City, Kan.: 4-0 Guzan Yedlin G. Cameron Brooks-1 Besler (F. Johnson) Bedoya (Nagbe) M. Bradley (c) (Zusi) J. Jones Zardes-2 (Pulisic-1) Dempsey (Wondolowski) B. Wood	May 25, 2016 vs. Ecuador @ Frisco, Texas: 1-0 Guzan Yedlin Birnbaum Brooks (Besler) F. Johnson Beckerman (Nagbe-1) Zusi J. Jones (Bedoya) M. Bradley (c) Zardes (B. Wood) Dempsey (Pulisic)	May 22, 2016 vs. Puerto Rico @ Bayamon, Puerto Rico: 3-1 Guzan (Howard) Yedlin Orozco Brooks (Miazga) Ream-1 (J. Green) Kitchen (Hyndman) D. Williams Bedoya (c) (Licha) Morales B. Wood-1 (Picault) Arriola-1	March 29, 2016 vs. Guatemala * @ Columbus, Ohio: 4-0 Guzan Yedlin Birnbaum Brooks Castillo Zusi-1 (Pulisic) Beckerman M. Bradley (c) B. Wood (Altidore-1) Dempsey-1 Zardes (Finlay)
March 25, 2016 vs. Guatemala * @ Guatemala City, Guat.: 0-2 Howard G. Cameron Gonzalez (Altidore) Orozco (Zardes) Castillo Yedlin M. Bradley (c) Diskerdur (Nagbe) Bedoya Dempsey B. Wood	Feb. 5, 2016 vs. Canada @ Carson, Calif.: 1-0 Bingham Birnbaum J. Jones Besler K. Acosta (Vincent) Zardes (Kiesewetter) M. Bradley (c) Diskerdur (Trapp) Nguyen (Nagbe) J. Morris (Finlay) Altidore-1 (Kitchen)	Jan. 31, 2016 vs. Iceland @ Carson, Calif.: 3-2 Robles Evans (Birnbaum-1) Orozco-1 Besler K. Acosta M. Bradley (c) J. Jones (Tchani) Finlay (Nagbe) Nguyen Zardes (Kiesewetter) Altidore-1 (J. Morris)	Nov. 17, 2015 vs. Trinidad & Tobago * @ Port of Spain, T&T: 0-0 Howard Orozco G. Cameron Besler Ream (Nagbe) Yedlin J. Jones M. Bradley (c) F. Johnson Zardes (B. Wood) Altidore	Nov. 13, 2015 vs. St. Vincent & The Gren. * @ St. Louis, Mo.: 6-1 Guzan G. Cameron-1 (Miazga) Besler Ream Zardes-1 J. Jones M. Bradley (c) F. Johnson-1 (Nagbe) B. Wood-1 (J. Morris) Altidore-2	Oct. 13, 2015 vs. Costa Rica @ Harrison, N.J.: 0-1 Howard Br. Evans G. Cameron (Alvarado) Orozco Ream (Specter) Yedlin D. Williams J. Jones (Diskerdur) Shea (Nguyen) Zardes (Finlay) Altidore (c) (B. Wood)
Oct. 10, 2015 vs. Mexico * @ Pasadena, Calif.: 2-3 (OT) Guzan F. Johnson (Br. Evans) G. Cameron-1 Besler Beasley Zardes (Yedlin) Beckerman M. Bradley (c) J. Jones Dempsey Altidore (B. Wood-1)	Sept. 8, 2015 vs. Brazil @ Foxborough, Mass.: 1-4 G. Cameron (Specter) Orozco Alvarado Ream J. Jones (Diskerdur) Bedoya (D. Williams-1) Yedlin M. Bradley (c) (Johannsson) Zardes (B. Wood) Altidore (J. Morris)	Sept. 4, 2015 vs. Peru @ Washington, D.C.: 2-1 Guzan Orozco (G. Cameron) Gonzalez (Alvarado) Brooks (Besler) Ream Yedlin Bedoya (Diskerdur) J. Jones (D. Williams) Zardes Altidore-2 (c) B. Wood (Johannsson)	July 25, 2015 vs. Panama * @ Chester, Pa.: 1-1 (2-3 pks) Guzan T. Chandler Gonzalez (Beasley) Brooks Alvarado Zusi (Yedlin) Corona M. Bradley (c) F. Johnson Johannsson Wondolowski (Dempsey-1)	July 22, 2015 vs. Jamaica * @ Atlanta, Ga.: 1-2 Guzan Br. Evans Brooks F. Johnson Beckerman (Diskerdur) M. Bradley-1 (c) Zardes Dempsey Bedoya (Yedlin) Johannsson (Gordon)	July 18, 2015 vs. Cuba * @ Baltimore, Md.: 6-0 Guzan T. Chandler (Br. Evans) Alvarado F. Johnson (Yedlin) Beckerman (Corona) Zardes-1 Bedoya M. Bradley (c) Johannsson-1 Dempsey-3
July 13, 2015 vs. Panama * @ Kansas City, Kan.: 1-1 Guzan T. Chandler Alvarado Brooks F. Johnson Beckerman Bedoya (Johannsson) Morales (Yedlin) M. Bradley-1 (c) Wondolowski (Dempsey) Zardes	July 10, 2015 vs. Haiti * @ Foxborough, Mass.: 1-0 Guzan Br. Evans Gonzalez Alvarado Garza (F. Johnson) Zusi M. Bradley (c) Diskerdur Dempsey-1 Johannsson (Beckerman) Altidore (Zardes)	July 7, 2015 vs. Honduras * @ Frisco, Texas: 2-1 Guzan T. Chandler (Br. Evans) Gonzalez Alvarado Brooks F. Johnson Beckerman Yedlin Zardes (Zusi) M. Bradley (c) Dempsey-2 Altidore (Wondolowski)	July 3, 2015 vs. Guatemala @ Nashville, Tenn.: 4-0 (OG) Guzan T. Chandler-1 Alvarado Brooks (Ream) F. Johnson (Garza) Yedlin Diskerdur (Morales) M. Bradley (c) Zusi (Zardes) Dempsey-1 Altidore (Wondolowski-1)	June 10, 2015 vs. Germany @ Cologne, Germany: 2-1 Guzan T. Chandler Alvarado Brooks F. Johnson (Br. Evans) D. Williams (Beckerman) Zardes (B. Wood-1) Diskerdur-1 (Morales) M. Bradley (c) Johannsson (J. Morris) Agudelo (Yedlin)	June 5, 2015 vs. Netherlands @ Amsterdam, Netherlands: 4-3 Guzan T. Chandler Alvarado (Orozco) Brooks-1 Shea (Yedlin) M. Bradley (c) Beckerman (D. Williams-1) Morales (Diskerdur) F. Johnson Johannsson (B. Wood-1) Zardes-1 (J. Morris)
April 15, 2015 vs. Mexico @ San Antonio, Texas: 2-0 Rimando (Yarbrough) Yedlin Gonzalez Alvarado Garza (Shea) Beckerman (Kitchen) Diskerdur (Br. Evans) Corona (Ibarra) M. Bradley (c) Zardes J. Morris-1 (Agudelo-1)	March 31, 2015 vs. Switzerland @ Zurich, Switzerland: 1-1 Rimando (Yarbrough) T. Chandler Orozco (Alvarado) Brooks Shea-1 D. Williams Bedoya (Yedlin) Morales (Ream) M. Bradley (c) Zardes (J. Morris) Altidore	March 25, 2015 vs. Denmark @ Arhus, Denmark: 2-3 Rimando T. Chandler Orozco (Alvarado) Brooks Shea Zardes (Yedlin) Bedoya (Morales) M. Bradley (c) F. Johnson (Shea) Altidore-1 Johannsson-1 (Rubin)	Feb. 8, 2015 vs. Panama @ Rancagua, Calif.: 2-0 Rimando (S. Johnson) Yedlin (Hedges) J. Jones Besler Diskerdur (Trapp) Zardes Diskerdur (Kitchen) M. Bradley-1 Ibarra (Nguyen) Dempsey (c)-1 (Gil) Altidore-1 (Wondolowski)	Jan. 28, 2015 vs. Chile @ Rancagua: 2-3 Rimando Birnbaum J. Jones Besler Diskerdur (Trapp) M. Bradley Dempsey (c) (Zardes) B. Wood (Nguyen) Altidore-1 (Wondolowski)	Nov. 18, 2014 vs. Republic of Ireland @ Dublin, Ireland: 1-4 Hamid F. Johnson G. Cameron Besler T. Chandler (J. Morris) Beckerman (Ream) Bedoya Diskerdur-1 (Rubin) Morales (Garza) Wondolowski (B. Wood) Altidore (c)

ALL-TIME RESULTS AND LINEUPS

Nov. 14, 2014 n Colombia @ London, England: 1-2 Guzan Yedlin (J. Green) J. Jones Brooks Garza (Beasley) Beckerman Bedoya (Morales) Diskerd (Nguyen) F. Johnson Altidore-1 (c) Rubin (B. Wood)	Oct. 14, 2014 vs. Honduras @ Boca Raton, Fla.: 1-1 Rimando T. Chandler J. Jones Besler (Ream) Garza Zusi (Yedlin) Diskerd (Ibarra) M. Bradley (Morales) Bedoya (Corona) Dempsey (c) (B. Wood) Altidore-1	Oct. 10, 2014 vs. Ecuador @ East Hartford, Conn.: 1-1 Guzan T. Chandler J. Jones Orozco (Gonzalez) Brooks (Ream) Garza Yedlin Bedoya (Morales) Diskerd-1 J. Gyau (B. Wood) Donovan (c) (Corona) Altidore (c) Altidore (Wondolowski)	Sept. 3, 2014 vs. Czechia @ Prague, Czech Rep.: 1-0 Guzan (Rimando) F. Johnson Orozco (Ream) Brooks T. Chandler (Garza) Bedoya-1 (Hyndman) Corona (Shea) Diskerd (Morales) J. Gyau Altidore (c) J. Green	July 1, 2014 n Belgium** @ Salvador, Brazil: 1-2 OT Howard F. Johnson (Yedlin) Gonzalez Besler Beasley G. Cameron M. Bradley J. Jones Bedoya (J. Green-1) Dempsey (c) Zusi (Wondolowski)	June 26, 2014 n Germany** @ Recife, Brazil: 0-1 Howard F. Johnson Gonzalez Besler Beasley Beckerman J. Jones B. Davis (Bedoya) M. Bradley Zusi (Yedlin) Dempsey (c)
June 22, 2014 Portugal** @ Manaus, Brazil: 2-2 Howard F. Johnson G. Cameron Besler Beasley Beckerman J. Jones-1 Bedoya (Yedlin) M. Bradley Zusi (Gonzalez) Dempsey-1 (c) (Wondolowski)	June 16, 2014 n Ghana** @ Natal, Brazil: 2-1 Howard F. Johnson G. Cameron Besler (Brooks-1) Beasley Bedoya (Zusi) Beckerman J. Jones M. Bradley Dempsey-1 (c) Altidore (Johannsson)	June 7, 2014 n Turkey @ Jacksonville, Fla.: 2-1 Howard F. Johnson G. Cameron Besler Howard (c) Bedoya (Zusi) Beckerman (Diskerd) J. Jones M. Bradley Dempsey (c) (Wondolowski) Altidore-2 (Gonzalez)	June 1, 2014 vs. Azerbaijan @ Harrison, N.J.: 2-1 Howard (Guzan) F. Johnson-1 (Yedlin) G. Cameron Besler (Brooks) Beasley (T. Chandler) Zusi (Diskerd) J. Jones (Beckerman) M. Bradley B. Davis (J. Green) Altidore Dempsey-1 (c)	May 27, 2014 vs. Mexico @ San Francisco, Calif.: 2-0 Howard (c) F. Johnson (Yedlin) G. Cameron (Gonzalez) Besler Beasley (T. Chandler) Zusi (B. Davis) J. Jones M. Bradley Bedoya (Diskerd-1) Altidore Wondolowski (Johannsson-1)	April 2, 2014 vs. Mexico @ Glendale, Ariz.: 2-2 Rimando Beltran (Yedlin) Gonzalez Besler (Goodson) M. Bradley Beckerman (Edu) Zusi (Donovan) B. Davis (J. Green) M. Bradley-1 Wondolowski-1 (E. Johnson) Dempsey (c)
March 5, 2014 n Ukraine @ Larnaca, Cyprus: 0-2 Howard G. Cameron Onyewu Brooks Castillo (Shea) Bedoya J. Jones (D. Williams) Dempsey (c) Kijestjan (Johannsson) F. Johnson Altidore (Agudelo)	Feb. 1, 2014 vs. Korea Republic @ Carson, Calif: 2-0 Rimando Br. Evans (Yedlin) Besler (Goodson) Gonzalez Parkhurst Beckerman Diskerd (Feilhaber) Donovan (c) Zusi (Alexander) B. Davis (Gil) Wondolowski-2 (E. Johnson)	Nov. 19, 2013 vs. Austria @ Vienna, Austria: 0-1 Howard (c) G. Cameron (Lichaj) Gonzalez Brooks Beasley (Wondolowski) M. Bradley J. Jones (Boyd) Bedoya (Kijestjan) Johannsson (Diskerd) Shea (E. Johnson) Altidore	Nov. 15, 2013 vs. Scotland @ Glasgow, Scotland: 0-0 Howard (c) Br. Evans (Lichaj) Gonzalez G. Cameron Beasley M. Bradley J. Jones (Diskerd) Bedoya (Wondolowski) Kijestjan (Johannsson) E. Johnson (Shea) Altidore (Boyd)	Oct. 15, 2013 vs. Panama * @ Panama City, Pan.: 3-2 Guzan Br. Evans (B. Davis) Goodson Orozco-1 Castillo Bedoya Beckerman Kijestjan Diskerd (Johannsson-1) Zusi-1 Altidore (c) (Boyd)	Oct. 11, 2013 vs. Jamaica * @ Kansas City, Kan.: 2-0 Howard (c) Br. Evans G. Cameron Besler Beasley (Castillo) Bedoya Diskerd J. Jones Donovan (Zusi-1) Johannsson (Kijestjan) Altidore-1
Sept. 10, 2013 vs. Mexico * @ Columbus, Ohio: 2-0 Howard F. Johnson (Parkhurst) Goodson Gonzalez Beasley J. Jones Beckerman Bedoya (Zusi) Dempsey (c) Donovan-1 E. Johnson-1 (Diskerd)	Sept. 6, 2013 vs. Costa Rica * @ San Jose, Costa Rica: 1-3 Howard Orozco Gonzalez Besler F. Johnson (Parkhurst) G. Cameron J. Jones Zusi (E. Johnson) Donovan F. Johnson (Altidore) Dempsey-1 (c) (Johannsson)	Aug. 14, 2013 vs. Bosnia-Herzegovina @ Sarajevo, Bosnia: 4-3 Howard (c) Br. Evans (B. Wood) G. Cameron Brooks F. Johnson (Parkhurst) M. Bradley J. Jones (Kijestjan) Bedoya (Corona) Diskerd (Castillo) E. Johnson-1 (Johannsson) Altidore-3	July 28, 2013 vs. Panama * @ Chicago: 1-0 Rimando Parkhurst Besler Goodson Beasley (c) Beckerman Holden (Diskerd) Bedoya (Gonzalez) Donovan Corona (Shea-1) E. Johnson	July 24, 2013 vs. Honduras * @ Dallas: 3-1 Rimando Parkhurst Besler Goodson Beasley (c) Beckerman (Diskerd) Holden Bedoya Donovan-2 (Wondolowski) Torres (Shea) E. Johnson-1	July 21, 2013 vs. El Salvador * @ Baltimore: 5-1 Rimando Parkhurst Besler (Orozco) Goodson-1 Beasley (c) Beckerman Diskerd-1 Corona-1 Torres (Shea) Donovan-1 Wondolowski (E. Johnson-1)
July 16, 2013 vs. Costa Rica ^ @ Hartford, Conn.: 1-0 F. Johnson Parkhurst Goodson Orozco Beasley (c) Holden Diskerd Bedoya (Corona) Donovan Torres (Shea-1) Wondolowski (H. Gomez)	July 13, 2013 vs. Cuba ^ @ Sandy, Utah: 4-1 Rimando Beltran Onyewu (c) Orozco Castillo Beckerman Corona-1 Holden (Diskerd) Shea (Torres) Donovan-1 H. Gomez (Wondolowski-2)	July 9, 2013 vs. Belize ^ @ Portland, Ore.: 6-1 Rimando Parkhurst Orozco-1 Goodson Beasley (c) Beckerman (Holden-1) Corona (Bedoya) Diskerd Torres (Shea) Donovan-1 Wondolowski-3	July 5, 2013 vs. Guatemala @ San Diego: 6-0 Rimando Parkhurst Onyewu Goodson-1 Beasley (c) Beckerman (Diskerd) Torres (Holden) Donovan-2 (Bruin) Corona (Bedoya-1) Castillo (Shea) H. Gomez-1 (Wondolowski-1)	June 18, 2013 vs. Honduras * @ Sandy, Utah: 1-0 Howard Br. Evans Gonzalez Gonzalez Besler F. Johnson M. Bradley J. Jones (G. Cameron) Zusi (B. Davis) Dempsey (c) E. Johnson (Castillo) Altidore-1	June 11, 2013 vs. Panama * @ Seattle: 2-0 Howard Br. Evans Gonzalez Besler Beasley M. Bradley G. Cameron E. Johnson-1 (Corona) Dempsey (c) F. Johnson (B. Davis) Altidore-1 (Holden)
June 7, 2013 vs. Jamaica * @ Kingston, Jamaica: 2-1 Howard Br. Evans-1 Gonzalez Besler Beasley J. Jones (G. Cameron) M. Bradley Zusi (E. Johnson) Dempsey (c) F. Johnson (Castillo) Altidore-1 (E. Johnson)	June 2, 2013 vs. Germany @ Washington, D.C.: 4-3 (og) Howard Br. Evans Gonzalez Besler Beasley (Castillo) J. Jones M. Bradley Zusi (E. Johnson) F. Johnson (B. Davis) Dempsey-2 (c) Altidore-1 (Boyd)	May 29, 2013 vs. Belgium @ Cleveland, Ohio: 2-4 Howard (Guzan) G. Cameron-1 Gonzalez Goodson (Besler) Beasley J. Jones Kijestjan (Holden) Zusi (Br. Evans) B. Davis (Boyd) Dempsey-1 (c) Altidore (E. Johnson)	March 26, 2013 vs. Mexico * @ Mexico City, Mex.: 0-0 Guzan G. Cameron Gonzalez Besler Beasley M. Bradley Edu Zusi (E. Johnson) Dempsey (c) H. Gomez (B. Davis) Altidore (E. Johnson)	March 22, 2013 vs. Costa Rica * @ Commerce City, Colo.: 1-0 Guzan G. Cameron Gonzalez Goodson Beasley J. Jones (Edu) M. Bradley Zusi (E. Johnson) Dempsey-1 (c) H. Gomez (Beckerman) Altidore	Feb. 6, 2013 vs. Honduras * @ San Pedro Sula: 1-2 Howard T. Chandler Gonzalez G. Cameron F. Johnson D. Williams (Edu) J. Jones (Zusi) M. Bradley E. Johnson (Kijestjan) Dempsey-1 Altidore
Jan. 29, 2013 vs. Canada @ Houston, Texas: 0-0 S. Johnson Beltran (Feilhaber) Gonzalez Besler Morrow Beckerman (c) (Morales) Zusi (Agudelo) Br. Evans Wondolowski (Gatt) E. Johnson (Bruin)	Nov. 14, 2012 vs. Russia @ Krasnodar, Russia: 2-2 Howard T. Chandler G. Cameron (Diskerd-1) Bocanegra (c) (Goodson) F. Johnson D. Williams (Edu) J. Jones M. Bradley-1 Gatt (Agudelo) Altidore (Boyd) H. Gomez (Kijestjan)	Oct. 16, 2012 vs. Guatemala * @ Kansas City, Kan.: 3-1 Howard Cherundolo G. Cameron Bocanegra-1 (c) Parkhurst Zusi (Edu) D. Williams M. Bradley E. Johnson (Corona) Dempsey-2 H. Gomez (Kijestjan)	Oct. 12, 2012 vs. Antigua & Barbuda * @ North Sound, Antigua: 2-1 Howard Cherundolo Goodson G. Cameron Bocanegra (c) F. Johnson D. Williams Zusi (Edu) M. Bradley Torres (Shea) Dempsey H. Gomez (Gordon)	Sept. 11, 2012 vs. Jamaica * @ Columbus, Ohio: 1-0 Howard Cherundolo G. Cameron Bocanegra (c) F. Johnson D. Williams Zusi (Edu) J. Jones Torres (Shea) H. Gomez-1 (Altidore)	Sept. 7, 2012 vs. Jamaica * @ Kingston, Jamaica: 1-2 Howard (c) Parkhurst Goodson G. Cameron F. Johnson J. Jones Beckerman (D. Williams) Edu (Shea) Dempsey-1 Altidore (Boyd) H. Gomez

ALL-TIME RESULTS AND LINEUPS

Aug. 15, 2012 vs. Mexico @ Mexico City: 1-0 Howard (c) F. Johnson G. Cameron Edu Castillo (Orozco Fiscal-1) J. Jones (Corona) Beckerman D. Williams (Zusi) Torres (Boyd) Donovan (Beasley) H. Gomez (Shea)	June 12, 2012 vs. Guatemala * @ Guatemala City: 1-1 Howard Cherundolo Goodson (G. Cameron) Bocanegra (c) F. Johnson Edu M. Bradley J. Jones Donovan (Beckerman) Dempsey-1 H. Gomez (Altidore)	June 8, 2012 vs. Antigua & Barbuda * @ Tampa, Fla.: 3-1 Howard Cherundolo Goodson Bocanegra-1 (c) Torres (Onyewu) Edu M. Bradley J. Jones (Boyd) Donovan (Beckerman) Dempsey-1 H. Gomez-1 (Altidore)	June 3, 2012 vs. Canada @ Toronto, Canada: 0-0 Howard Cherundolo (Parkhurst) Goodson Bocanegra (c) (Onyewu) Castillo M. Bradley J. Jones Donovan (Edu) Torres (Altidore) Dempsey H. Gomez (Wondolowski)	May 30, 2012 vs. Brazil @ Landover, Md.: 1-4 Howard Cherundolo (Parkhurst) Onyewu Bocanegra (c) F. Johnson (Castillo) M. Bradley J. Jones (Beckerman) Edu (Boyd) Donovan-3 Boyd (H. Gomez) Torres (Dempsey)	May 26, 2012 vs. Scotland @ Jacksonville, Fla.: 5-1 Howard (Guzan) Cherundolo G. Cameron Bocanegra (c) (Onyewu) F. Johnson (Castillo) Edu (Beckerman) M. Bradley-1 J. Jones-1 Donovan-3 Boyd (H. Gomez) Torres (Corona)
Feb. 29, 2012 vs. Italy @ Genoa, Italy: 1-0 Howard Cherundolo Goodson Bocanegra (c) F. Johnson (Spector) M. Bradley Edu D. Williams Dempsey-1 (Buddle) Shea (Kijestjan) Altidore (Boyd)	Jan. 25, 2012 vs. Panama @ Panama City, Panama: 1-0 Rimando (S. Johnson) DeLaGarza Parkhurst G. Cameron Loyd (Pearce) R. Clark (Larentowicz) J. Jones(c) Wondolowski (Parke) Zusi-1 (Br. Evans) Shea Bunbury (Sapong)	Jan. 21, 2012 vs. Venezuela @ Glendale, Ariz.: 1-0 Hamid DeLaGarza Parkhurst G. Cameron Pearce (Loyd) R. Clark (Larentowicz) J. Jones (c) Zusi (Sapong) Feilhaber (Wondolowski) Bunbury (Br. Evans)	Nov. 15, 2011 vs. Slovenia @ Ljubljana, Slovenia: 3-2 Howard Cherundolo Goodson Bocanegra (c) T. Chandler (D. Williams) Beckerman (J. Jones) M. Bradley (Rogers) F. Johnson (Shea) Dempsey-1 Altidore-1 (Edu)	Nov. 11, 2011 vs. France @ Saint-Denis, France: 0-1 Howard Cherundolo Goodson Bocanegra (c) T. Chandler Beckerman Beckerman (J. Jones) Dempsey Shea (Beasley) D. Williams (F. Johnson) Altidore	Oct. 11, 2011 vs. Ecuador @ Harrison, N.J.: 0-1 Howard Cherundolo (Spector) Onyewu Bocanegra (c) (Ream) T. Chandler Beckerman D. Williams (Buddle) Edu (M. Bradley) Shea (Beasley) Dempsey Altidore (Agudelo)
Oct. 8, 2011 vs. Honduras @ Miami: 1-0 Howard Cherundolo Orozco Fiscal (Onyewu) Bocanegra (c) T. Chandler (Spector) Beckerman D. Williams (Beasley) Edu (M. Bradley) Shea Dempsey-1 Altidore (Agudelo)	Sept. 6, 2011 vs. Belgium @ Brussels: 0-1 Howard Cherundolo Goodson Bocanegra (c) T. Chandler Edu Dempsey Torres (Larentowicz) Rogers (Beckerman) Altidore (Agudelo) Shea	Sept. 2, 2011 vs. Costa Rica @ Carson, Calif.: 0-1 Howard Cherundolo Orozco Fiscal Bocanegra (c) Castillo Edu Donovan Torres Rogers (Kijestjan) Altidore (Agudelo) Shea	Aug. 10, 2011 vs. Mexico @ Philadelphia: 1-1 Howard Cherundolo Goodson Bocanegra (c) Castillo Beckerman M. Bradley (Rogers-1) J. Jones (Shea) Donovan Torres (R. Clark) Buddie (Agudelo)	June 25, 2011 vs. Mexico ^ @ Pasadena, Calif.: 2-4 Howard Cherundolo (Bornstein) Goodson Bocanegra (c) Lichaj M. Bradley-1 J. Jones Bedoya (Agudelo) Adu (Kijestjan) Dempsey Donovan-1	June 22, 2011 vs. Panama ^ @ Houston, Texas: 1-0 Howard Cherundolo Goodson Bocanegra (c) Lichaj M. Bradley J. Jones Bedoya Kijestjan (Donovan) Dempsey-1 Agudelo (Adu)
June 19, 2011 vs. Jamaica ^ @ Washington, D.C.: 2-0 Howard Cherundolo Goodson Bocanegra (c) Lichaj M. Bradley J. Jones-1 (Edu) Bedoya (Donovan) Kijestjan Dempsey-1 Altidore (Agudelo)	June 14, 2011 vs. Guadeloupe ^ @ Kansas City, Kan.: 1-0 Howard Cherundolo Goodson Bocanegra (c) Lichaj Dempsey M. Bradley (Edu) J. Jones Donovan Altidore-1 (Kijestjan) Wondolowski (Bedoya)	June 11, 2011 vs. Panama ^ @ Tampa, Fla.: 1-2 Howard Cherundolo Goodson-1 (Wondolowski) Ream Bocanegra (c) Dempsey M. Bradley J. Jones (Kijestjan) Donovan Altidore Agudelo (Bedoya)	June 7, 2011 vs. Canada ^ @ Detroit, Mich.: 2-0 Howard Cherundolo Goodson Ream Bocanegra (c) Dempsey-1 J. Jones (Edu) Donovan Altidore-1 (Kijestjan) Agudelo (Wondolowski)	June 4, 2011 vs. Spain @ Foxborough, Mass.: 0-4 Howard (c) Spector Onyewu (Goodson) Ream Lichaj Kijestjan J. Jones (M. Bradley) Edu (Cherundolo) Rogers (Dempsey) Altidore (Wondolowski) Agudelo (Bedoya)	March 29, 2011 vs. Paraguay @ Nashville, Tenn.: 0-1 Hahnenmann (Yeldell) T. Chandler (Spector) DeMerit (Bocanegra) Ream Bornstein (Kijestjan) Dempsey Edu (J. Jones) M. Bradley Donovan (c) Altidore (Lichaj) Agudelo
March 26, 2011 vs. Argentina @ Rutherford, N.J.: 1-1 Howard Spector (T. Chandler) DeMerit Onyewu Bocanegra (c) J. Jones (Agudelo-1) M. Bradley Edu Dempsey Donovan Altidore	Jan. 22, 2011 vs. Chile @ Carson, Calif.: 1-1 Rimando (S. Johnson) Franklin Ream Gonzalez (Wynne) Loyd (A. Wallace) Larentowicz D. McCarty (c) Bedoya (Alexander) Diskerd Shea (Agudelo) Wondolowski (Bunbury-1)	Nov. 17, 2010 vs. South Africa @ Cape Town, S. Africa: 1-0 Guzan (c) Goodson (Aghossoumonde) Ream (Borchers) Bornstein (Spector) Pause B. Carroll Rogers (Agudelo-1) Gaven Bedoya (Diskerd) Findley (Bunbury)	Oct. 12, 2010 vs. Colombia @ Chester, Pa.: 0-0 Guzan Spector (Lichaj) Onyewu (c) (Parkhurst) Goodson Pearce Edu (E. Johnson) J. Jones M. Bradley Holden (Feilhaber) Altidore Shea (Dempsey)	Oct. 9, 2010 vs. Poland @ Chicago: 2-2 Howard Cherundolo Onyewu-1 Edu Bocanegra (c) J. Jones M. Bradley Holden Dempsey Feilhaber (Bedoya) Altidore-1	Aug. 10, 2010 vs. Brazil @ E. Rutherford, N.J.: 0-2 Howard (Guzan) Spector Gonzalez Bocanegra (c) (Goodson) Bornstein Bedoya (H. Gomez) M. Bradley Edu Feilhaber (Kijestjan) Donovan (Findley) Buddie (Altidore)
June 26, 2010 vs. Ghana ** @ Rustenburg, S. Africa: 1-2 OT Howard Cherundolo DeMerit Bocanegra (c) Bornstein Donovan-1 M. Bradley R. Clark (Edu) Dempsey Findley (Feilhaber) Altidore (H. Gomez)	June 23, 2010 vs. Algeria ** @ Pretoria, S. Africa: 1-0 Howard Cherundolo DeMerit Bocanegra (c) Bornstein (Beasley) Donovan-1 M. Bradley Edu (Buddle) Dempsey H. Gomez (Feilhaber) Altidore	June 18, 2010 vs. Slovenia ** @ Johannesburg: 2-2 Howard Cherundolo DeMerit Onyewu (H. Gomez) Bocanegra (c) Dempsey M. Bradley-1 Torres (Edu) Donovan-1 Findley (Feilhaber) Altidore	June 12, 2010 vs. England ** @ Rustenburg, S. Africa: 1-1 Howard Cherundolo DeMerit Onyewu Bocanegra (c) Donovan R. Clark M. Bradley M. Bradley Findley (Buddle) Altidore (Holden)	June 5, 2010 vs. Australia @ Roodepoort, S. Africa: 3-1 Howard (Hahnenmann) Cherundolo DeMerit Goodson (Onyewu) Bocanegra (c) (Bornstein) Donovan R. Clark M. Bradley Dempsey (H. Gomez-1) Findley Buddie-2 (Beasley)	May 29, 2010 vs. Turkey @ Philadelphia: 2-1 Howard Spector (Cherundolo) DeMerit Goodson (Onyewu) Bocanegra (c) (Bornstein) Donovan M. Bradley R. Clark (Torres) Feilhaber (Findley) Dempsey-1 Altidore-1 (Holden)
May 25, 2010 vs. Czechia @ E. Hartford, Conn.: 2-4 Guzan Cherundolo (c) Onyewu (Bedoya) Goodson Bornstein (Pearce) Holden Torres (Kijestjan) Edu-1 Beasley (Rogers) E. Johnson (Ching) Buddie (H. Gomez-1)	March 3, 2010 vs. Netherlands @ Amsterdam: 1-2 Howard Spector DeMerit Bocanegra-1 (c) Bornstein (Goodson) Holden (Beasley) Torres (Edu) M. Bradley Donovan (E. Johnson) Altidore Findley (Bedoya)	Feb. 24, 2010 vs. El Salvador @ Tampa, Fla.: 2-1 Rimando Br. Evans Goodson Bornstein (c) Pearce Rogers (G. Cameron) Kijestjan-1 Beckerman (D. McCarty) B. Davis (Gaven) Findley (Cunningham) Con. Casey (Ching-1)	Jan. 23, 2010 vs. Honduras @ Carson, Calif.: 1-3 Perkins Wynne C. Marshall (Pearce) Conrad (c) Bornstein Kijestjan (Bedoya) Beckerman (Con. Casey) Feilhaber (D. McCarty) Rogers (B. Davis) Cunningham (Goodson-1) Findley	Nov. 18, 2009 vs. Denmark @ Aarhus, Denmark: 1-3 Guzan Hejduk Spector (Conrad) Bocanegra (c) (Goodson) Bornstein Holden (Rogers) R. Clark M. Bradley (Castillo) Feilhaber Altidore (D. McCarty) Cunningham-1 (E. Johnson)	Nov. 14, 2009 vs. Slovakia @ Bratislava, Slovakia: 0-1 Guzan Cherundolo Spector Bocanegra (c) (Goodson) Bornstein Rogers (Kijestjan) M. Bradley Feilhaber Dempsey (D. McCarty) Altidore (Cunningham) Con. Casey (E. Johnson)

ALL-TIME RESULTS AND LINEUPS

Oct. 14, 2009 vs. Costa Rica * @ Washington, D.C.: 2-2 Howard Cherundolo Onyewu Bocanegra (c) Bornstein-1 Holden (Rogers) Feilhaber (Torres) M. Bradley-1 Donovan Altdire Con. Casey (K. Cooper)	Oct. 10, 2009 vs. Honduras * @ San Pedro Sula, Hond.: 3-2 Howard Spector Onyewu Bocanegra (c) Bornstein Holden (Cherundolo) R. Clark M. Bradley Donovan Davies (Altdire) Con. Casey-2 (Feilhaber)	Sept. 9, 2009 vs. Trinidad & Tobago * @ Port of Spain, Trin.: 1-0 Howard Spector Onyewu Bocanegra (c) Bornstein Dempsey (Holden) R. Clark-1 M. Bradley Donovan Davies (Ching) Altdire (Feilhaber)	Sept. 5, 2009 vs. El Salvador * @ Sandy, Utah: 2-1 Howard Spector C. Marshall Onyewu Bocanegra (c) Bornstein Dempsey-1 Feilhaber (Beckerman) M. Bradley Donovan Davies (Holden) Altdire-1 (Torres)	Aug. 12, 2009 vs. Mexico * @ Mexico City: 1-2 Howard Cherundolo Onyewu DeMerit Bocanegra (c) Dempsey R. Clark (Holden) M. Bradley Donovan Davies-1 (Altdire) Ching (Feilhaber)	July 26, 2009 vs. Mexico * @ E. Rutherford, N.J.: 0-5 Perkins Heaps C. Marshall Goodson Pearce Holden Pause (Quaranta) Beckerman (Cronin) Rogers Ching (c) Arnaud (K. Cooper)
July 23, 2009 vs. Honduras * @ Chicago: 2-0 Perkins Heaps C. Marshall Goodson-1 Pearce Holden Pause Beckerman Rogers (Quaranta) Ching (c) Arnaud (K. Cooper-1)	July 18, 2009 vs. Panama * @ Philadelphia, Pa.: 2-1 (ot) Perkins Heaps Conrad (c) (Goodson) Pearce Holden Pause Beckerman-1 Rogers (Br. Evans) Ching Arnaud (K. Cooper-1)	July 12, 2009 vs. Haiti * @ Foxborough, Mass.: 2-2 Robles Br. Evans Conrad (c) Parkhurst Heaps Quaranta (Beckerman) Holden-1 Cronin C. Clark (Ching) K. Cooper (Davies) Arnaud-1	July 8, 2009 vs. Honduras * @ Washington, D.C.: 2-0 Perkins Cherundolo (c) C. Marshall Parkhurst Pearce Quaranta-1 Pause (Feilhaber) Beckerman Rogers Ching-1 (K. Cooper) Adu (Davies)	July 4, 2009 vs. Grenada * @ Seattle: 4-0 Perkins Cherundolo (c) (Br. Evans) C. Marshall Goodson (Parkhurst) Pearce Holden-1 Pause Beckerman Rogers-1 Davies-1 (Arnaud) Adu-1	June 28, 2009 vs. Brazil * @ Johannesburg, S. Africa: 2-3 Howard Spector Onyewu DeMerit Bocanegra (c) Donovan-1 R. Clark (Con. Casey) Feilhaber (Kijestjan) Dempsey-1 Davies Altdire (Bornstein)
June 24, 2009 vs. Spain * @ Bloemfontein, S. Africa: 2-0 Howard Spector Onyewu DeMerit Bocanegra (c) Donovan R. Clark M. Bradley Dempsey-1 (Bornstein) Davies (Feilhaber) Altdire-1 (Con. Casey)	June 21, 2009 vs. Egypt * @ Rustenburg, S. Africa: 3-0 Guzan Spector Onyewu DeMerit Bornstein Donovan (c) R. Clark M. Bradley-1 Dempsey-1 Davies-1 (Con. Casey) Altdire (Feilhaber)	June 18, 2009 vs. Brazil * @ Pretoria, S. Africa: 0-3 Howard Spector Onyewu DeMerit Bornstein M. Bradley Kijestjan Donovan (c) Dempsey-1 Beasley (Con. Casey) Altdire (Feilhaber)	June 15, 2009 vs. Italy * @ Pretoria, S. Africa: 1-3 Howard Spector Onyewu DeMerit Bornstein (Kijestjan) Feilhaber (Beasley) M. Bradley R. Clark Dempsey Donovan-1 Altdire (Davies)	June 6, 2009 vs. Honduras * @ Chicago: 2-1 Spector Onyewu Bocanegra-1 (c) (DeMerit) Bornstein Dempsey Mastroeni (Feilhaber) R. Clark Donovan-1 Con. Casey (Beasley) Altdire	June 3, 2009 vs. Costa Rica * @ San Jose, C.R.: 1-3 Howard Wynne Onyewu Bocanegra (c) Beasley Mastroeni (Adu) M. Bradley Torres (Kijestjan) Dempsey (Davies) Donovan-1 Altdire
April 1, 2009 vs. Trinidad & Tobago * @ Nashville, Tenn.: 3-0 Howard Hejduk Bocanegra (c) Onyewu Beasley Dempsey (Kijestjan) M. Bradley Mastroeni Donovan Ching (Torres) Altdire-3	March 28, 2009 vs. El Salvador * @ San Salvador: 2-2 Guzan Hejduk-1 Califf Bocanegra (c) Pearce (Altdire-1) Dempsey M. Bradley (Edu) Kijestjan (Torres) Beasley Donovan Ching	Feb. 11, 2009 vs. Sweden * @ Columbus, Ohio: 2-0 Howard Hejduk Onyewu Bocanegra (c) Pearce Dempsey-1 M. Bradley-2 Kijestjan (R. Clark) Beasley Donovan Ching (Altdire)	Jan. 24, 2009 vs. Guatemala * @ Carson, Calif.: 3-2 Perkins Wynne Califf (c) Parkhurst (Ihemelu) Bornstein (Wingert) Thorrington (Rofe) R. Clark Kijestjan-3 Rogers (B. Carroll) Davies (K. Cooper) Ching (Gaven)	Nov. 19, 2008 vs. Guatemala * @ Commerce City, Colo.: 2-0 Guzan Thorrington Goodson Parkhurst Bornstein Adu-1 (Arnaud) Mastroeni (c) R. Clark Kijestjan K. Cooper-1 (Ching) Altdire (Con. Casey)	Oct. 15, 2008 vs. Trinidad & Tobago * @ Port of Spain, Trinidad: 1-2 Guzan Hejduk Orozco Fiscal Califf Pearce (Rofe) Edu Torres (Szetela) Kijestjan Adu (Davies-1) Beasley (c) Altdire
Oct. 11, 2008 vs. Cuba * @ Washington, D.C.: 6-1 Howard Cherundolo Onyewu-1 Bocanegra (c) Pearce (Torres) M. Bradley Kijestjan (Adu) Dempsey Donovan-1 Beasley-2 Ching-1 (Altdire-1)	Sept. 10, 2008 vs. Trinidad & Tobago * @ Bridgeview, Ill.: 3-0 Howard Cherundolo Onyewu Bocanegra (c) Pearce Dempsey-1 (E. Lewis) M. Bradley-1 (R. Clark) Kijestjan Beasley Donovan Ching-1 (E. Johnson)	Sept. 6, 2008 vs. Cuba * @ Havana, Cuba: 1-0 Howard Hejduk Onyewu Bocanegra (c) Pearce Dempsey-1 (Kijestjan) M. Bradley Edu Beasley Donovan Ching	Aug. 20, 2008 vs. Guatemala * @ Guat. City, Guatemala: 1-0 Howard Cherundolo Onyewu Bocanegra-1 (c) Pearce Kijestjan M. Bradley Mastroeni (Edu) E. Lewis (Beasley) Adu (Barrett) Dempsey (Hejduk)	June 22, 2008 vs. Barbados * @ Bridgetown, Barbados: 1-0 Guzan Moor DeMerit Califf Pearce Donovan-1 (DeMerit) M. Bradley Szetela (Rofe) E. Lewis-1 (c) Adu (Barrett) Beasley (Thorrington)	June 15, 2008 vs. Barbados * (06) @ Carson, Calif.: 8-0 Guzan Cherundolo Onyewu Bocanegra (c) Pearce Donovan-1 (E. Johnson-1) M. Bradley-1 Mastroeni (Adu) Beasley Ching-2 Dempsey-2 (E. Lewis)
June 8, 2008 vs. Argentina @ E. Rutherford, N.J.: 0-0 Howard Cherundolo Onyewu (DeMerit) Califf Pearce (E. Lewis) M. Bradley (Edu) Mastroeni Dempsey (Adu) Donovan (c) Beasley (Hejduk) E. Johnson (Kijestjan)	June 4, 2008 vs. Spain @ Santander, Spain: 0-1 Howard (Guzan) Cherundolo (Hejduk) Onyewu Bocanegra (c) Pearce Dempsey (Mastroeni) Edu M. Bradley E. Lewis (Wolff) E. Johnson Adu (Beasley)	May 28, 2008 vs. England @ London, England: 0-2 Howard (Guzan) Cherundolo (Hejduk) Onyewu Bocanegra (c) Pearce Dempsey R. Clark (Edu) M. Bradley Beasley (E. Lewis) Wolff (Adu) E. Johnson (Jaqua)	March 26, 2008 vs. Poland @ Krakow, Poland: 3-0 Howard Cherundolo (Spector) Onyewu-1 (DeMerit) Bocanegra-1 (c) Pearce (Feilhaber) Donovan (E. Lewis-1) R. Clark M. Bradley Dempsey Ching (Wolff) E. Johnson	Feb. 6, 2008 vs. Mexico @ Houston: 2-2 Howard Moor Bocanegra (c) Onyewu-1 Corrales R. Clark (Edu) M. Bradley (Feilhaber) Convey (E. Lewis) Donovan Altdire-1 Dempsey (Adu)	Jan. 19, 2008 vs. Sweden @ Carson, Calif.: 2-0 Guzan Moor Conrad (Goodson) E. Robinson-1 (Parkhurst) Corrales R. Clark Edu B. Davis (Kijestjan) Donovan-1 (c) (White) Ta. Twellman (Altdire) Noonan (Rofe)
Nov. 17, 2007 vs. South Africa @ Johannesburg: 1-0 Howard (Guzan) Cherundolo-1 (Spector) Onyewu Bocanegra (c) (Califf) Pearce Feilhaber (Bornstein) Edu M. Bradley Beasley Adu (Kijestjan) Dempsey (Altdire)	Oct. 17, 2007 vs. Switzerland @ Basel, Switzerland: 1-0 Hahnemann (Guzan) Cherundolo Onyewu (Califf) Bocanegra (c) E. Lewis (Szetela) Feilhaber (Convey) Edu M. Bradley-1 Beasley (Pearce) Ta. Twellman (Adu) Dempsey (Findley)	Sept. 9, 2007 vs. Brazil @ Chicago, Ill.: 2-4 Howard Cherundolo Onyewu Bocanegra-1 (c) Pearce (Arnaud) Feilhaber (Convey) M. Bradley Donovan Beasley Wolff (E. Johnson) Dempsey-1	Aug. 22, 2007 vs. Sweden @ Goteborg, Sweden: 0-1 Howard Cherundolo Onyewu Bocanegra (c) (DeMerit) Bornstein (Spector) Feilhaber (Convey) M. Bradley Mastroeni (Convey) Beasley (Zizzo) Donovan (Hill) Dempsey (Davies)	July 5, 2007 vs. Colombia @ Barquisimeto, Ven.: 0-1 Guzan Moor Califf (c) Boswell Pearce Beckerman R. Clark Kijestjan Mapp (Davies) H. Gomez (Gaven) E. Johnson (Nguyen)	July 2, 2007 vs. Paraguay @ Caracas, Venezuela: 1-3 Keller (c) Moor DeMerit (Califf) Conrad Bornstein R. Clark-1 Feilhaber Olsen (Mapp) Kijestjan (Nguyen) E. Johnson Ta. Twellman

ALL-TIME RESULTS AND LINEUPS

June 28, 2007 vs. Argentina ^ @ Maracaibo, Ven.: 1-4 Keller (c) Wynne DeMerit Conrad Bornstein R. Clark (Beckerman) Feilhaber Olsen (Gaven) Mapp Ta. Twellman (H. Gomez) E. Johnson-1	June 24, 2007 vs. Mexico ^ @ Chicago, Ill.: 2-1 Howard Spector (Simek) Conrad Bocanegra (c) Bornstein Feilhaber-1 Mastroeni (R. Clark) Dempsey (Ta. Twellman) Beasley Donovan-1 Ching	June 21, 2007 vs. Canada ^ @ Chicago, Ill.: 2-1 Keller (c) Hejduk-1 Onyewu Bocanegra Bornstein M. Bradley Mastroeni (R. Clark) Donovan-1 Beasley E. Johnson (Feilhaber) Dempsey (Ta. Twellman)	June 16, 2007 vs. Panama ^ @ Foxborough, Mass.: 2-1 Howard Hejduk Onyewu Bocanegra-1 (c) Parkhurst Bornstein M. Bradley Mastroeni Donovan-1 (R. Clark) Beasley Dempsey (Ching) Ta. Twellman (Ralston)	June 12, 2007 vs. El Salvador ^ @ Foxborough, Mass.: 4-0 Howard Spector (Simek) Onyewu Parkhurst Bornstein Feilhaber Mastroeni M. Bradley (Ching) Donovan-1 (c) (Ta. Twellman-1) Beasley-2 Dempsey	June 9, 2007 vs. Trinidad & Tobago ^ @ Carson, Calif.: 2-0 Keller (c) Simek DeMerit Parkhurst Spector Feilhaber (Donovan) R. Clark Ralston Mapp Ching-1 (M. Bradley) E. Johnson-1 (Ta. Twellman)
June 7, 2007 vs. Guatemala ^ @ Carson, Calif.: 1-0 Howard Hejduk Onyewu Bocanegra (c) Bornstein Feilhaber (DeMerit) M. Bradley Donovan Beasley Dempsey-1 (E. Johnson) Ta. Twellman (Ralston)	June 2, 2007 vs. China @ San Jose, Calif.: 4-1 Howard (Keller) Spector (Simek) Onyewu-1 Bocanegra (c) Bornstein Feilhaber-1 (March) M. Bradley Kijestran (Hill) Dempsey-1 Beasley-1 (Nguyen) Razov (Davies)	March 28, 2007 vs. Guatemala @ Frisco, Texas: 0-0 Keller Simek DeMerit Conrad Spector (Barrett) Dempsey Feilhaber (K. Cooper) M. Bradley Mapp Donovan (c) E. Johnson (Mullan)	March 25, 2007 vs. Ecuador @ Tampa, Fla.: 3-1 Howard Cherundolo (Spector) Conrad Onyewu Bocanegra Dempsey (Mullan) Feilhaber Beasley (Mapp) Donovan-3 (c) (B. Carroll) E. Johnson (M. Bradley) Ching (Ta. Twellman)	Feb. 7, 2007 vs. Mexico @ Glendale, Ariz.: 2-0 Howard Albright (Gros) Conrad-1 Bocanegra Bornstein R. Clark Mastroeni (c) Convey Dempsey (B. Carroll) Donovan-1 Rolfe (E. Johnson)	Jan. 20, 2007 vs. Denmark @ Carson, Calif.: 3-1 Reis Albright (Namoff) Conrad (c) Boswell (Califf) Bornstein-1 R. Clark Mastroeni (Beckerman) Rolfe (Pearce) Donovan-1 Jaqua (Mapp) E. Johnson (K. Cooper-1)
June 22, 2006 vs. Ghana ** @ Nuremberg, Ger.: 1-2 Keller Cherundolo (E. Johnson) Conrad Onyewu Bocanegra C. Reyna (c) (Olsen) Dempsey-1 Donovan Beasley E. Lewis (Convey) B. McBride	June 17, 2006 vs. Italy ** (OG) @ Kaiserslautern, Ger.: 1-1 Keller Cherundolo Onyewu Bocanegra Mastroeni Dempsey (Beasley) Donovan C. Reyna (c) Convey (Conrad) B. McBride	June 12, 2006 vs. Czechia ** @ Gelsenkirchen, Ger.: 0-3 Keller Cherundolo (E. Johnson) Conrad Pope E. Lewis Mastroeni (O'Brien) C. Reyna (c) O'Brien (Convey) Convey Donovan B. McBride (Wolff)	May 28, 2006 vs. Latvia @ E. Hartford, Conn.: 1-0 Keller Cherundolo Conrad Pope E. Lewis Mastroeni (M. Bradley) Beasley O'Brien (Convey) Donovan (c) B. McBride-1 E. Johnson (Ching)	May 26, 2006 vs. Venezuela @ Cleveland, Ohio: 2-0 Howard Albright Cherundolo Onyewu Conrad (c) Bocanegra Dempsey-1 Olsen (M. Bradley) Wolff (Donovan) Convey (Beasley) Ching-1 E. Johnson (E. Lewis)	May 23, 2006 vs. Morocco @ Nashville, Tenn.: 0-1 Keller Cherundolo Onyewu (Dempsey) Pope Gibbs C. Reyna (c) (Mastroeni) O'Brien (Convey) Donovan Wolff (E. Johnson) B. McBride (Ching) Beasley
April 11, 2006 vs. Jamaica @ Cary, N.C.: 1-1 Meola Albright Pope Hejduk Ralston (Dempsey) Olsen-1 Mastroeni Donovan (c) Noonan (O'Brien) Wolff (E. Johnson) Ta. Twellman (Ching)	March 22, 2006 vs. Germany @ Dortmund, Germany: 1-4 Keller (c) Cherundolo-1 Conrad Berhalter Gibbs (Pearce) Zavagnin Mastroeni (Olsen) Convey Wolff (Klein) E. Johnson Ching (Ta. Twellman)	March 1, 2006 vs. Poland @ Kaiserslautern, Ger.: 1-0 Keller (c) (Howard) Cherundolo Onyewu Berhalter (Bocanegra) E. Lewis Zavagnin (Mastroeni) Dempsey-1 (Klein) Beasley (Convey) Donovan E. Johnson (Wolff) Ta. Twellman	Feb. 19, 2006 vs. Guatemala @ Frisco, Texas: 4-0 Guzan (Z. Wells) Hejduk (Boswell) Pope (c) Conrad Pearce Zavagnin (B. Carroll) Olsen-1 (Quaranta) Klein-1 Rolfe (Martino) Wolff (E. Johnson-1) Ching-1	Feb. 10, 2006 vs. Japan @ San Francisco, Calif.: 3-2 Hartman Klein (B. Carroll) Pope-1 Conrad Dumivant (Pearce) Zavagnin Dempsey-1 (Olsen) Noonan (Rolfe) Donovan (c) Wolff (E. Johnson) Ta. Twellman-1 (Ching)	Jan. 29, 2006 vs. Norway @ Carson, Calif.: 5-0 Hartman Hejduk Pope-1 (Ihemelu) Conrad Dumivant Zavagnin (Olsen) Dempsey (Quaranta) Noonan (Klein-1) Donovan (c) Wolff (Jaqua) Ta. Twellman-3 (Ching)
Jan. 22, 2006 vs. Canada @ San Diego, Calif.: 0-0 Reis Hejduk (Klein) Conrad Pearce Olsen (Zavagnin) Dempsey Donovan Wolff (Rolfe) Ching (E. Johnson, Adu) Ta. Twellman	Nov. 12, 2005 vs. Scotland @ Glasgow, Scotland: 1-1 Howard Cherundolo Bocanegra (Conrad) Berhalter Spector B. Carroll Gaven (Quaranta) Beasley (Pearce) Wolff-1 (Rolfe) Ching	Oct. 12, 2005 vs. Panama * @ Foxborough, Mass.: 2-0 Keller (c) Spector C. Marshall Califf Albright B. Carroll Martino-1 (R. Clark) Dempsey Quaranta Ta. Twellman-1 (Ching) Mapp (Ralston)	Oct. 8, 2005 vs. Costa Rica * @ San Jose, Costa Rica: 0-3 Onyewu Bocanegra (Martino) Albright (Quaranta) Mastroeni E. Lewis (c) Beasley Convey Ta. Twellman Ching	Sept. 7, 2005 vs. Guatemala * @ Guat. City, Guatemala: 0-0 Hahnenmann Albright C. Marshall Conrad Vanney Quaranta (Donovan) Mastroeni (c) Dempsey (Ralston) Armas Convey Ta. Twellman Cunningham (E. Johnson)	Sept. 3, 2005 vs. Mexico * @ Columbus, Ohio: 2-0 Keller Hejduk Onyewu Berhalter E. Lewis Ralston-1 (Quaranta) C. Reyna (c) Armas Beasley-1 Donovan (Mastroeni) B. McBride (Cunningham)
Aug. 17, 2005 vs. Trinidad & Tobago * @ E. Hartford, Conn.: 1-0 Keller Albright Onyewu Berhalter E. Lewis Ralston (Quaranta) C. Reyna (c) O'Brien (Armas) Convey Donovan B. McBride-1 (Ta. Twellman)	July 24, 2005 vs. Panama ^ @ F. Rutherford, N.J.: 0-0 (3-1 pk) Keller (c) Hejduk Conrad Onyewu Vanney Armas O'Brien Donovan Dempsey (B. Davis) Wolff (Quaranta) Beasley (Olsen)	July 21, 2005 vs. Honduras ^ @ E. Rutherford, N.J.: 2-1 Keller (c) Onyewu-1 Pope (Hejduk) Conrad Armas Mastroeni (Dempsey) O'Brien-1 Donovan Ralston Wolff (Noonan) Beasley	July 16, 2005 vs. Jamaica ^ @ Foxborough, Mass.: 3-1 Keller (c) Cherundolo (Olsen) Conrad Onyewu Vanney Mastroeni Ralston (Quaranta) O'Brien (Beasley) O'Brien Beasley-2 Wolff-1 (Armas)	July 12, 2005 vs. Costa Rica ^ @ Foxborough, Mass.: 0-0 Keller (c) Cherundolo Sanneh Conrad Hejduk Armas Olsen O'Brien (Beasley) Noonan (Donovan) Dempsey (Wolff)	July 9, 2005 vs. Canada ^ (OG) @ Seattle, Wash.: 2-0 Keller (c) Cherundolo Pope (Conrad) Onyewu Vanney Mastroeni Ralston Donovan-1 O'Brien (Beasley) Wolff Noonan (Armas)
July 7, 2005 vs. Cuba ^ @ Seattle, Wash.: 4-1 Hahnenmann Hejduk Conrad Sanneh Armas (c) Olsen (Wolff) Quaranta B. Davis (O'Brien) Dempsey-1 Con. Casey (Donovan-2) Beasley-1	June 8, 2005 vs. Panama * @ Panama City, Panama: 3-0 Keller Cherundolo Pope (Berhalter) Bocanegra-1 Hejduk Ralston Zavagnin Noonan (Convey) Donovan-1 B. McBride-1 (c) Beasley (Dempsey)	June 4, 2005 vs. Costa Rica * @ Salt Lake City, Utah: 3-0 Keller Cherundolo Pope Bocanegra Ralston Zavagnin Convey (Hejduk) Donovan-2 Wolff (Noonan) B. McBride-1 (c) Beasley (Dempsey)	May 28, 2005 vs. England @ Chicago, Ill.: 1-2 Keller (c) Cherundolo Pope (Bocanegra) Gibbs Vanney Ralston (Convey) Zavagnin Dempsey-1 (Simms) Donovan Wolff B. McBride (Con. Casey)	March 30, 2005 vs. Guatemala * @ Birmingham, Ala.: 2-0 Keller (c) Cherundolo Onyewu Gibbs Bocanegra Mastroeni Ralston-1 E. Lewis (Noonan) Donovan (Dempsey) Ching (Wolff)	March 27, 2005 vs. Mexico * @ Mexico City, Mexico: 1-2 Keller Berhalter Onyewu Cherundolo (B. McBride) Mastroeni C. Reyna (c) E. Lewis-1 Beasley Donovan E. Johnson

ALL-TIME RESULTS AND LINEUPS

March 19, 2005 vs. Honduras @ Albuquerque, N.M.: 1-0 J. Cannon (Hartman) C. Marshall Borchers Albright Mastroeni (c) (Zavagnin) Dempsey Ralston Mathis (Martino) Noonan (Convey) E. Johnson-1 Ching	March 9, 2005 vs. Colombia @ Fullerton, Calif.: 3-0 Busch Mullan C. Marshall-1 Kschau Albright Mastroeni (c) (Borchers) Dempsey Ralston (Gaven) Mathis-1 (Ta. Twellman) Noonan-1 (Martino) E. Johnson (Ching)	Feb. 9, 2005 vs. Trinidad & Tobago * @ Port of Spain, Trin.: 2-1 Keller Cherundolo Pope Gibbs Bocanegra Mastroeni (Dempsey) Beasley Donovan (c) E. Lewis-1 (Albright) B. McBride E. Johnson-1 (Berhalter)	Nov. 17, 2004 vs. Jamaica * @ Columbus, Ohio: 1-1 Keller Albright Pope Sanehe Gibbs Mastroeni Corrales (Dempsey) Ralston (Spector) Donovan (c) B. McBride E. Johnson-1 (Ta. Twellman)	Oct. 13, 2004 vs. Panama * (OG) @ Washington, D.C.: 6-0 Keller Hejduk Pope (Onyewu) Berhalter Gibbs Bocanegra Zavagnin (Mastroeni) Beasley Donovan-2 (c) E. Lewis B. McBride Wolff (E. Johnson-3)	Oct. 9, 2004 vs. El Salvador * @ San Salvador, El Salv.: 2-0 Keller Pope Berhalter Gibbs Hejduk Zavagnin Beasley Donovan (c) Mathis (E. Lewis) B. McBride-1 (E. Johnson-1) Wolff (C. Jones)
Sept. 8, 2004 vs. Panama * @ Panama City, Panama: 1-1 Keller Hejduk Pope Bocanegra Vannoy C. Reyna (c) Beasley Donovan Mathis (C. Jones-1) Ching (E. Lewis) Con. Casey (B. McBride)	Sept. 4, 2004 vs. El Salvador * @ Foxborough, Mass.: 2-0 Howard Cherundolo (C. Jones) Bocanegra Gibbs Convey Zavagnin (Mathis) C. Reyna (c) Donovan-1 Beasley Ching-1 Con. Casey (B. McBride)	Aug. 18, 2004 vs. Jamaica * @ Kingston, Jamaica: 1-1 Keller Hejduk Pope Bocanegra Vannoy C. Reyna (c) Armas (E. Lewis) Stewart (C. Jones) Beasley B. McBride (Ching-1) Donovan	July 11, 2004 vs. Poland @ Chicago, Ill.: 1-1 Howard Cherundolo (Albright) Pope Bocanegra-1 Convey Mastroeni (Mathis) Zavagnin (Gaven) Donovan Beasley B. McBride (c) (Ching) Wolff (Mullan)	June 20, 2004 vs. Grenada * @ St. George's, Grenada: 3-2 Keller Hejduk Gibbs Mastroeni Convey (Vannoy) C. Reyna (c) (Zavagnin) Armas Donovan-1 Beasley-1 B. McBride Wolff-1 (Stewart)	June 13, 2004 vs. Grenada * @ Columbus, Ohio: 3-0 Keller Cherundolo Pope Bocanegra-1 Vannoy-1 C. Reyna (c) Armas (E. Lewis) Donovan Beasley-2 B. McBride (Stewart) Con. Casey (Kirovski)
June 2, 2004 vs. Honduras @ Foxborough, Mass.: 4-0 Howard Hejduk Cherundolo Sanneh-1 Bocanegra (Gibbs) Vannoy (Convey) C. Reyna (c) Armas (Mastroeni) Donovan Beasley (E. Lewis-1) B. McBride-2 Con. Casey (Stewart)	April 28, 2004 vs. Mexico @ Dallas, Texas: 1-0 Walker Hejduk Pope-1 (c) Mastroeni Convey Armas Zavagnin Donovan Beasley Wolff (Ta. Twellman) Con. Casey (Kirovski)	March 31, 2004 vs. Poland @ Plock, Poland: 1-0 Friedel Sanneh (Albright) Berhalter Mastroeni (Bocanegra) Cherundolo Klein (Sanneh) C. Reyna (c) Beasley-1 Mathis (Zavagnin) Wolff (Convey) Con. Casey	March 13, 2004 vs. Haiti @ Miami, Fla.: 1-1 Walker (Hartman) Hejduk (Albright) Pope (c) (Califf-1) Bocanegra Gibbs Ralston (Noonan) Convey Armas (Razov) Beasley Donovan (Mulrooney) Wolyniec (Kirovski)	Feb. 18, 2004 vs. Holland @ Amsterdam, Holland: 0-1 Keller Hejduk (Cherundolo) Berhalter Bocanegra Gibbs Armas C. Reyna (c) (Wolff) E. Lewis (Beasley) B. McBride (Mathis) Donovan	Jan. 18, 2004 vs. Denmark @ Carson, Calif.: 1-1 Walker Albright (Hejduk) Pope (c) N. Garcia Convey Ralston (Klein) Mulrooney (Zavagnin) Armas (Wolyniec) Beasley Razov (Wolff) Donovan-1
July 26, 2003 vs. Costa Rica ^ @ Miami, Fla.: 3-2 Keller (c) Vannoy Bocanegra-1 Califf Hejduk Mulrooney Convey-1 (Mastroeni) Ralston (Mathis) Beasley (E. Lewis) Stewart-1 Donovan	July 23, 2003 vs. Brazil ^ @ Miami, Fla.: 1-2 Keller Convey Gibbs Bocanegra-1 Hejduk E. Lewis Mastroeni C. Reyna (c) (Mulrooney) Stewart Donovan B. McBride (Mathis)	July 19, 2003 vs. Cuba ^ @ Foxborough, Mass.: 5-0 Keller Vannoy Gibbs Hejduk Hejduk E. Lewis Mastroeni (Mulrooney) C. Reyna (c) (Stewart) Ralston-1 Donovan-4 B. McBride (Mathis)	July 14, 2003 vs. Martinique ^ @ Foxborough, Mass.: 2-0 Keller Vannoy Bocanegra Califf Hejduk E. Lewis (Mastroeni) Mulrooney C. Reyna (c) (Stewart) Ralston Donovan B. McBride-2 (Vannoy)	July 12, 2003 vs. El Salvador ^ @ Foxborough, Mass.: 2-0 Keller Vannoy Bocanegra Califf Hejduk E. Lewis-1 (Convey) Mastroeni C. Reyna (c) (Mathis) Stewart (Ralston) B. McBride-1 Donovan	July 6, 2003 vs. Paraguay @ Columbus, Ohio: 2-0 Keller (c) Vannoy Gibbs (N. Garcia) Bocanegra Hejduk Mulrooney Beasley Convey (C. Reyna) Stewart-1 Donovan-1 (B. McBride) Mathis (E. Lewis)
June 23, 2003 vs. Cameroon # @ Lyon, France: 0-0 Howard Cherundolo Califf Bocanegra Gibbs Armas (c) Martino (Donovan) Convey E. Lewis (Beasley) Kirovski (Stewart) Mathis	June 21, 2003 vs. Brazil # @ Lyon, France: 0-1 Howard Cherundolo Berhalter Bocanegra Gibbs (Convey) Mastroeni (Ta. Twellman) Stewart (c) Beasley Klein (E. Lewis) Donovan Mathis	June 19, 2003 vs. Turkey # @ St. Etienne, France: 1-2 Howard Hejduk (c) Berhalter (Ta. Twellman) Califf Vannoy Armas E. Lewis (Stewart) Beasley-1 Convey Donovan Kirovski (Mathis)	June 8, 2003 vs. New Zealand @ Richmond, Va.: 2-1 Howard Hohmann (J. Cannon) Vannoy Bocanegra (Gibbs) Berhalter Cherundolo Armas E. Lewis Stewart (c) (Martino) Klein-1 (Convey) Ta. Twellman (Beasley) Kirovski-1	May 26, 2003 vs. Wales @ San Jose, Calif.: 2-0 Howard Vannoy Agos (c) C. Brown Suarez (Petke) Mulrooney Convey (Ching) E. Lewis-1 Stewart (Lagos) Donovan-1 Kirovski (Eskandarian)	May 8, 2003 vs. Mexico @ Houston: 0-0 Howard Bocanegra Pope Califf Armas Mastroeni (Convey) Beasley Hejduk (Klein) Mathis (Stewart) Donovan B. McBride (c) (C. Jones)
March 29, 2003 vs. Venezuela @ Seattle, Wash.: 2-0 Keller (c) Cherundolo (Hejduk) Bocanegra Pope (N. Garcia) Convey Mastroeni Klein (Stewart) O'Brien Beasley Kirovski-1 (Donovan-1) B. McBride (Buddle)	Feb. 12, 2003 vs. Jamaica @ Kingston, Jamaica: 2-1 Howard Cherundolo N. Garcia Califf Bocanegra-1 Mastroeni Klein-1 (Ralston) Convey Beasley (Mulrooney) Donovan (Cunningham) Mathis (c)	Feb. 8, 2003 vs. Argentina @ Miami, Fla.: 0-1 Howard Victorine (N. Garcia) Bocanegra (Ralston) Califf Convey Mastroeni Klein (Cunningham) Olsen (Ta. Twellman) Beasley Donovan Mathis (c)	Jan. 18, 2003 vs. Canada @ Ft. Lauderdale, Fla.: 4-0 Howard (Rimando) Victorine (N. Garcia) Bocanegra-1 Califf Convey (Vagenas) Mastroeni (Mulrooney) Klein-1 (Ralston-1) Donovan Beasley Mathis-1 (c) (Ta. Twellman) Cunningham (Olsen)	Nov. 17, 2002 vs. El Salvador @ Washington, D.C.: 2-0 Barrett Bocanegra Califf Victorine-1 Mastroeni (Cullen) Olsen-1 (Martino) Klein Donovan Mathis (c) Ta. Twellman (Cunningham) B. McBride (Mathis)	June 21, 2002 vs. Germany ** @ Ulsan, S. Korea: 0-1 Friedel Berhalter Pope Sanneh Mastroeni (Stewart) E. Lewis C. Reyna (c) Hejduk (C. Jones) O'Brien Donovan B. McBride (Mathis)
June 17, 2002 vs. Mexico ** @ Jeonju, S. Korea: 2-0 Friedel Berhalter Pope Sanneh Mastroeni (Llamasa) E. Lewis C. Reyna (c) O'Brien Donovan-1 B. McBride-1 (C. Jones) Wolff (Stewart)	June 14, 2002 vs. Poland ** @ Daegu, S. Korea: 1-3 Friedel Hejduk Agos (Beasley) Pope Sanneh C. Reyna (c) Stewart (C. Jones) O'Brien Donovan-1 Mathis B. McBride (J-M Moore)	June 10, 2002 vs. Korea Republic ** @ Suwon, S. Korea: 1-1 Friedel Hejduk Agos Pope Sanneh C. Reyna (c) Beasley (E. Lewis) O'Brien Donovan Mathis-1 (Wolff) B. McBride	June 5, 2002 vs. Portugal ** (OG) @ Suwon, S. Korea: 3-2 Friedel Hejduk Agos Pope (Llamasa) Sanneh Mastroeni Beasley O'Brien-1 Stewart (c) (C. Jones) Donovan (J-M Moore) B. McBride-1	May 19, 2002 vs. Holland @ Foxborough, Mass.: 0-2 Friedel (Keller) Regis (J-M Moore) Agos (Berhalter) Pope Sanneh Stewart (C. Jones) C. Reyna (c) O'Brien Beasley (E. Lewis) Mathis (Donovan) B. McBride (Wolff)	May 16, 2002 vs. Jamaica @ Rutherford, N.J.: 5-0 Keller (Meala) Vannoy (Sanneh) Berhalter (Llamasa) Mastroeni Hejduk C. Reyna (c) (Agos) Donovan-1 O'Brien (E. Lewis) Stewart (Mathis-1, Beasley-1) J-M Moore Wolff-2

ALL-TIME RESULTS AND LINEUPS

May 12, 2002 vs. Uruguay @ Washington, D.C.: 2-1 Friedel (c) Regis Agoos Pope Sanneh-1 (Hejduk) Armas (Mastroeni) C. Jones Stewart (Donovan) Beasley-1 Mathis B. McBride (J-M Moore)	April 17, 2002 vs. Ireland @ Dublin: 1-2 Friedel (Keller) Agoos Pope-1 Berhalter (Vanney) Sanneh Armas Stewart (Donovan) C. Reyna (c) (Hejduk) O'Brien (E. Lewis) B. McBride (J-M Moore) Mathis (Wolff)	April 3, 2002 vs. Mexico @ Denver, Colo.: 1-0 Meola Hejduk Mastroeni Pope Vanney (Llamasa) Mulrooney C. Jones (c) (Maisonneuve) Mathis-1 Donovan (West) Beasley Razov (Wolff)	March 27, 2002 vs. Germany @ Rostock, Germany: 2-4 Keller Cherundolo (Sanneh) Pope Agoos (Berhalter) Regis Armas Stewart (c) Donovan E. Lewis (C. Jones) Mathis-2 Kirovski (J-M Moore)	March 10, 2002 vs. Ecuador @ Birmingham, Ala.: 1-0 Howard Mulrooney Llamasa Berhalter Agoos Armas (c) C. Jones (West) Donovan E. Lewis-1 B. McBride Mathis	March 2, 2002 vs. Honduras @ Seattle, Wash.: 4-0 Keller (c) Mulrooney Llamasa Mastroeni Pope Agoos (E. Lewis) Armas (R. Williams) Maisonneuve (West) Donovan-2 Beasley (Convey) B. McBride (Cunningham) B. McBride
Feb. 13, 2002 vs. Italy @ Catania, Italy: 0-1 Friedel Sanneh (Hejduk) Berhalter Agoos Regis Armas O'Brien C. Reyna (c) (E. Lewis) Stewart Donovan (Wolff) J-M Moore (Kirovski)	Feb. 2, 2002 vs. Costa Rica ^ @ Pasadena, Calif.: 2-0 Keller Hejduk Mastroeni Agoos-1 Bocanegra Armas C. Jones (c) (West) Donovan E. Lewis B. McBride (Mathis) Wolff-1 (R. Williams)	Jan. 30, 2002 vs. Canada ^ @ Pasadena, Calif.: 0-0 (4-2 pk) Keller Hejduk Mastroeni Agoos (c) Bocanegra Armas C. Jones (West) Donovan E. Lewis (Beasley) B. McBride Wolff (Mathis)	Jan. 27, 2002 vs. El Salvador ^ @ Pasadena, Calif.: 4-0 Keller (c) Hejduk Mastroeni Agoos Bocanegra (Beasley) Armas C. Jones Donovan (Maisonneuve) E. Lewis B. McBride-3 (Mathis) Razov-1	Jan. 21, 2002 vs. Cuba ^ @ Pasadena, Calif.: 1-0 Keller (c) Hejduk Mastroeni Agoos Bocanegra Armas C. Jones Donovan (R. Williams) Beasley B. McBride-1 Wolff (Cunningham)	Jan. 19, 2002 vs. Korea Republic ^ @ Pasadena, Calif.: 2-1 Keller Hejduk Califf Agoos (c) Bocanegra Armas Lagos (Cunningham) Donovan-1 E. Lewis (Beasley-1) B. McBride Razov (C. Jones)
Dec. 9, 2001 vs. Korea Republic @ Seogwipo, Korea: 0-1 Thornton Mastroeni (Mulrooney) Llamasa Agoos (c) D. Gutierrez (Bocanegra) Armas C. Jones (West) Donovan Wolff (Cunningham) B. McBride (Razov)	Nov. 11, 2001 vs. Trinidad & Tobago * @ Port of Spain, Trin.: 0-0 Thornton Cherundolo Pope Agoos Vanney O'Brien D. Beasley (C. Jones) O'Brien Kirovski Donovan (Wolff) J-M Moore (Marsch)	Oct. 7, 2001 vs. Jamaica * @ Foxborough, Mass.: 2-1 Friedel Sanneh Pope Agoos Regis C. Reyna (c) Armas O'Brien Stewart J-M Moore-2 (C. Jones) Donovan	Sept. 5, 2001 vs. Costa Rica * @ San Jose, Costa Rica: 0-2 Friedel Agoos Pope Llamasa Vanney (J-M Moore) Armas R. Williams (Donovan) Stewart (c) C. Jones Kirovski (Radosavljevic) C. Jones	Sept. 1, 2001 vs. Honduras * @ Washington, D.C.: 2-3 Friedel Regis (Henderson) Agoos Pope Cherundolo (Radosavljevic) Armas Sanneh Stewart-2 (c) C. Jones Kirovski (J-M Moore) Donovan	July 1, 2001 vs. Mexico * @ Mexico City: 0-1 Keller Cherundolo Llamasa Agoos Regis Armas Sanneh Stewart (c) J-M Moore (C. Jones) Razov (Klein) Kirovski (B. McBride)
June 20, 2001 vs. Trinidad & Tobago * @ Foxborough, Mass.: 2-0 Keller Cherundolo Pope Agoos Regis Armas Sanneh Stewart-1 C. Reyna (c) Razov-1 (J-M Moore, O'Brien) Kirovski	June 16, 2001 vs. Jamaica * @ Kingston, Jamaica: 0-0 Keller Regis Agoos Llamasa Cherundolo Armas C. Reyna (c) Stewart Sanneh (Razov) J-M Moore (Kirovski) B. McBride (O'Brien)	June 7, 2001 vs. Ecuador @ Columbus, Ohio: 0-0 Friedel Petke Fraser Berhalter (Mastroeni) Cherundolo (Thorington) O'Brien Sanneh (Enochs, R. Williams) E. Lewis C. Reyna (c) J-M Moore Kirovski	April 25, 2001 vs. Costa Rica * @ Kansas City, Mo.: 1-0 Keller Regis Agoos Llamasa Cherundolo Armas Stewart C. Reyna (c) (Berhalter) Mathis (E. Lewis) Wolff-1 (Razov)	March 28, 2001 vs. Honduras * @ San Pedro Sula, Hon.: 2-1 Friedel Regis Agoos Llamasa Cherundolo Armas Stewart-1 (c) Mathis-1 (Berhalter) Razov (C. Jones) Wolff (Albright)	March 3, 2001 vs. Brazil @ Pasadena, Calif.: 1-2 Meola (c) Vanney Pope Llamasa Hejduk (Sanneh) R. Williams (C. Jones) Armas Mathis-1 Convey (Klein) Sanneh Razov Wolff
Feb. 28, 2001 vs. Mexico * @ Columbus, Ohio: 2-0 Friedel Regis Agoos Pope Sanneh C. Jones Armas C. Reyna (c) (Mathis) Stewart-1 B. McBride (Wolff-1) J-M Moore (Llamasa)	Feb. 3, 2001 vs. Colombia @ Miami: 0-1 Meola Agoos Vanney (R. Williams) Pope Llamasa (c) Beasley (Klein) Armas Mathis (Wolff) C. Jones Albright Donovan	Jan. 27, 2001 vs. China PR (OG) @ Oakland, Calif.: 2-1 Meola (c) Agoos Berhalter (Vanney) Pope Llamasa Beasley Armas Mathis (Zavagnin) Olsen (Klein) B. McBride-1 (Albright) Donovan	Nov. 15, 2000 vs. Barbados * @ Waterford, Barbados: 4-0 Meola (c) Agoos Berhalter Llamasa Armas Klein E. Lewis (C. Jones-1) Ramos Stewart-1 J-M Moore (Razov-1) Mathis-1 (R. Williams)	Oct. 25, 2000 vs. Mexico @ Los Angeles: 2-0 Meola Agoos (c) Llamasa Vanney Zavagnin R. Williams (Vagenas) Klein Henderson (Donovan-1, Convey) Mathis Wolff-1 (Victorine) Albright (Franchino)	Oct. 11, 2000 vs. Costa Rica * @ Columbus, Ohio: 0-0 Keller Agoos (c) Berhalter Llamasa Armas Deering C. Jones (Albright) Kirovski (Wolff) Sanneh (Olsen) Razov J-M Moore
Sept. 3, 2000 vs. Guatemala * @ Washington, D.C.: 1-0 Keller Sanneh (C. Jones) Pope Berhalter Regis Stewart (E. Lewis) O'Brien C. Reyna (c) (Llamasa) Kirovski J-M Moore B. McBride-1	Aug. 16, 2000 vs. Barbados * @ Foxborough, Mass.: 7-0 Friedel Sanneh Pope-1 (E. Lewis) Berhalter Regis Stewart-1 Armas (O'Brien-1) C. Reyna (c) (Ramos-1) C. Jones J-M Moore-2 B. McBride-1	July 23, 2000 vs. Costa Rica * @ San Jose, Costa Rica: 1-2 Keller Sanneh Pope Berhalter Regis C. Jones (Hejduk) Armas C. Reyna (c) E. Lewis (Deering) Razov (Kreiss) Stewart-1	July 16, 2000 vs. Guatemala * @ Mazatenango, Guat.: 1-1 Keller Sanneh Pope (Vanney) Fraser Regis Stewart (Hejduk) Armas C. Reyna (c) O'Brien (Olsen) C. Reyna (c) Kirovski (R. Williams) E. Lewis Wyalnda B. McBride-1 (C. Brown)	June 11, 2000 vs. Mexico @ E. Rutherford, N.J.: 3-0 Keller Sanneh Llamasa (Berhalter) Agoos Regis Stewart (Hejduk-1) Armas C. Reyna (c) O'Brien (Olsen) B. McBride-1 (Razov-1) C. Jones (Kirovski)	June 6, 2000 vs. Ireland @ Foxborough, Mass.: 1-1 Friedel (c) Hejduk C. Brown Berhalter Vanney Ralston (Stewart) O'Brien (C. Reyna) Kirovski Olsen (Sanneh) Kreiss (C. Jones) Razov-1 (B. McBride)
June 3, 2000 vs. South Africa @ Washington, D.C.: 4-0 Keller Sanneh Llamasa Agoos Regis Stewart-1 (Ralston) Armas C. Reyna-1 (c) E. Lewis (Olsen) C. Jones-2 (Kreiss) B. McBride (Razov)	April 26, 2000 vs. Russia @ Moscow, Russia: 0-2 Keller Hejduk (West) Fraser Berhalter Regis C. Jones Armas (Deering) C. Reyna (c) Sanneh E. Lewis (Kreiss) B. McBride	March 12, 2000 vs. Tunisia @ Birmingham, Ala.: 1-1 Meola Llamasa Fraser Regis C. Jones (c) (Olsen-1) Armas O'Brien Deering E. Lewis (Albright) B. McBride Kreiss	Feb. 19, 2000 vs. Colombia ^ @ Miami: 2-2 (1-2 pk) Friedel Agoos Pope Fraser C. Jones (Olsen) Armas-1 C. Reyna (c) Kirovski (R. Williams) E. Lewis Wyalnda B. McBride-1 (C. Brown)	Feb. 16, 2000 vs. Peru ^ @ Miami: 1-0 Friedel Vanney Llamasa Agoos C. Jones-1 (Olsen) C. Reyna (c) Kirovski E. Lewis Wyalnda (C. Brown) B. McBride (Razov)	Feb. 12, 2000 vs. Haiti ^ @ Miami: 3-0 Friedel Agoos Fraser C. Brown Olsen Armas C. Reyna (c) Kirovski-1 E. Lewis Wyalnda-1 (R. Williams) C. Jones-1

ALL-TIME RESULTS AND LINEUPS

Jan. 29, 2000 vs. Chile @ Coquimbo, Chile: 2-1 Meola C. Brown Pope Vanney R. Williams Armas (c) (Harkes) E. Lewis-1 Olsen (C. Jones-1) Kirovski (Deering) Wynalda (Lassiter) Razov	Jan. 16, 2000 vs. Iran @ Pasadena: 1-1 Friedel Hejduk Llamosa Agoos Balboa Sanneh (Olsen) Armas-1 C. Reyna (c) E. Lewis (Kirovski) C. Jones B. McBride	Nov. 17, 1999 vs. Morocco @ Marrakech, Morocco: 1-2 Keller (c) (Friedel) Regis Berhalter C. Brown Hejduk Deering Armas C. Reyna Kirovski J-M Moore (Ralston) Wynalda-1 (Kreis)	Sept. 8, 1999 vs. Jamaica @ Kingston, Jamaica: 2-2 Thornton (Hartman) Vanney Pope (C. McCarty) Cullen Cherundolo E. Lewis R. Williams (c) Olsen H. Gutierrez (Albright-1) Kreis-1 (Wolff, Walsh) B. McBride (Razov)	Aug. 3, 1999 vs. Saudi Arabia # @ Guadalajara, Mex.: 2-0 Friedel (c) Berhalter (Fraser) Balboa C. Brown Hejduk McKeon E. Lewis Olsen Kirovski (R. Williams) Bravo-1 (C. Jones) B. McBride-1	Aug. 1, 1999 vs. Mexico # @ Mexico City, Mex.: 0-1 OT Keller (c) Agoos Berhalter Fraser Hejduk R. Williams Harkes Stewart C. Jones Kirovski B. McBride (E. Lewis)
July 30, 1999 vs. Germany # @ Guadalajara, Mex.: 2-0 Friedel (c) Agoos Balboa C. Brown Hejduk McKeon R. Williams E. Lewis Olsen-1 (Stewart) J-M Moore-1 (Kirovski) Bravo (B. McBride)	July 28, 1999 vs. Brazil # @ Guadalajara, Mex.: 0-1 Keller (c) Agoos Llamosa (E. Lewis) Fraser Hejduk Berhalter Harkes (J-M Moore) Stewart C. Jones Kirovski B. McBride	July 24, 1999 vs. New Zealand # @ Guadalajara, Mex.: 2-1 Agoos Llamosa Fraser R. Williams Harkes E. Lewis (Hejduk) Stewart (Olsen) Kirovski-1 C. Jones (J-M Moore) B. McBride-1	June 13, 1999 vs. Argentina @ Washington, D.C.: 1-0 Keller (c) Fraser (Berhalter) Agoos C. Brown E. Lewis (J-M Moore-1) Armas C. Reyna (c) Sanneh Kirovski C. Jones (Lassiter) Stewart	March 13, 1999 vs. Mexico @ San Diego, Calif.: 1-2 Meola (c) (Thornton) Agoos Regis Fraser Pope (Olsen) E. Lewis (Mathis) Armas Kirovski Hejduk-1 C. Jones B. McBride	March 11, 1999 vs. Guatemala @ Los Angeles, Calif.: 3-1 Thornton Llamosa Agoos (c) Keller C. Brown E. Lewis R. Williams J-M Moore-1 Olsen (Hejduk-1) Kirovski Razov (Armas) B. McBride-1
Feb. 21, 1999 vs. Chile @ Ft. Lauderdale, Fla.: 2-1 Thornton (Presthus) Dooley (c) C. Brown Llamosa E. Lewis-1 Armas R. Williams (Cullen) Olsen-1 Deering (Mathis) Lassiter (Razov) B. McBride	Feb. 6, 1999 vs. Germany @ Jacksonville, Fla.: 3-0 Meola (c) Sanneh-1 Agoos C. Brown E. Lewis (Hejduk) Armas C. Reyna-1 Sanneh-1 Kirovski-1 (J-M Moore) C. Jones (Lassiter) B. McBride	Jan. 25, 1999 vs. Bolivia @ Santa Cruz, Bolivia: 0-0 Meola Fraser Agoos Pope (C. Brown) E. Lewis (Baba) Armas C. Reyna (c) Mathis (Chung) C. Jones Kirovski J-M Moore (Lassiter) B. McBride	Nov. 6, 1998 vs. Australia @ San Jose: 0-0 Thornton Agoos Llamosa Pope R. Williams (Armas) E. Lewis (Olsen) J-M Moore Mathis (Chung) C. Jones Lassiter (C. Brown) B. McBride	June 25, 1998 vs. Yugoslavia ** @ Nantes: 0-1 Friedel Burns Dooley (c) (Balboa) Regis Maiconneuve C. Jones C. Reyna J-M Moore (Radosavljevic) Stewart Hejduk (Wynalda) B. McBride	June 21, 1998 vs. Iran ** @ Lyon: 1-2 Keller Dooley (c) (Maisonneuve) Regis Pope J-M Moore Hejduk C. Reyna Ramos (Stewart) C. Jones Wegerle (Radosavljevic) B. McBride-1
June 15, 1998 vs. Germany ** @ Paris: 0-2 Keller Dooley (c) Regis Pope Deering (Ramos) Maisonneuve Burns (Hejduk) C. Reyna Stewart C. Jones Wynalda (Wegerle)	May 30, 1998 vs. Kuwait @ Washington, D.C.: 0-0 Keller Pope Dooley (c) Burns Regis Ramos (Radosavljevic) J-M Moore (Agoos) Deering Stewart (Lalas) C. Jones Wegerle (Wynalda)	May 24, 1998 vs. Australia @ Portland.: 2-0 Keller Pope Dooley (c) Burns C. Jones Maisonneuve (Ramos-1) Deering C. Reyna (J-M Moore) Stewart-1 (Radosavljevic) Agoos Wegerle (Wynalda)	May 16, 1998 vs. FYR of Macedonia @ San Jose: 0-0 Keller Pope Dooley (c) Burns C. Jones Maisonneuve Deering J-M Moore Ramos (Radosavljevic) Agoos B. McBride (Wegerle)	April 22, 1998 vs. Austria @ Vienna: 3-0 Keller Burns Dooley (c) Pope C. Jones C. Reyna-1 (Wegerle) Deering Maisonneuve (Radosavljevic) Hejduk-1 (O'Brien) Stewart (Agoos) Wagner (B. McBride-1)	March 14, 1998 vs. Paraguay @ San Diego: 2-2 Sommer Burns Lalas Balboa-1 (c) Vanney Hejduk Sorber (J-M Moore) Deering-1 C. Jones Wagner (Maisonneuve) Wynalda (Radosavljevic)
Feb. 25, 1998 vs. Belgium @ Brussels: 0-2 Keller Burns Lalas Balboa Agoos Stewart Harkes (c) C. Reyna C. Jones (Henderson) Lassiter (Radosavljevic) Wynalda (B. McBride)	Feb. 21, 1998 vs. Netherlands @ Miami: 0-2 Keller Burns Lalas Agoos Harkes (c) Kirovski (Wynalda) C. Reyna J-M Moore Stewart Wegerle (C. Jones) Radosavljevic (Lassiter)	Feb. 15, 1998 vs. Mexico ^ @ Los Angeles: 0-1 Keller Burns Lalas (B. McBride) Pope Agoos Hejduk (C. Reyna) Harkes (c) J-M Moore C. Jones Wynalda Wegerle (Radosavljevic)	Feb. 10, 1998 vs. Brazil ^ @ Los Angeles: 1-0 Keller Burns Pope Agoos Hejduk Harkes (c) J-M Moore C. Jones Wynalda (B. McBride) Wegerle (Radosavljevic-1)	Feb. 7, 1998 vs. Costa Rica ^ @ Oakland: 2-1 Friedel Burns Balboa (Radosavljevic-1) Lalas Pope-1 (Burns) Hejduk Harkes (c) C. Jones J-M Moore Wynalda Wegerle (B. McBride)	Feb. 1, 1998 vs. Cuba ^ @ Oakland: 3-0 Friedel Burns Berhalter (Dooley) Pope Agoos Hejduk Harkes (c) J-M Moore-1 C. Jones (Henderson) Wynalda-1 Wegerle-1 (Radosavljevic)
Jan. 24, 1998 vs. Sweden @ Orlando: 1-0 Friedel Burns Berhalter Pope Agoos Stewart Harkes (c) C. Reyna C. Jones (Wynalda) Wegerle-1 (Radosavljevic) B. McBride-2	Nov. 16, 1997 vs. El Salvador * @ Foxborough, Mass.: 4-2 Friedel (Sommer) Vermes Caligiuri Agoos Vasquez (Sorber) Wynalda (C. Jones) Harkes (c) C. Jones Henderson-1 (Maisonneuve) Radosavljevic-1 B. McBride-2	Nov. 9, 1997 vs. Canada * @ Vancouver: 3-0 Friedel Pope Balboa Lalas Burns Wynalda (C. Jones) Dooley (c) C. Reyna-1 Wegerle (Stewart) J. M. J-M Moore Wegerle-2	Nov. 2, 1997 vs. Mexico * @ Mexico City: 0-0 Friedel Pope Balboa Lalas Agoos C. Jones (Henderson) Dooley Harkes (c) Wynalda (Burns) J-M Moore Wegerle (Vasquez)	Oct. 3, 1997 vs. Jamaica * @ Washington, D.C.: 1-1 Keller Pope (Burns) Vanney Balboa C. Jones (Radosavljevic) Sorber (Agoos) C. Reyna Ramos Harkes (c) Stewart Wynalda-1	Sept. 7, 1997 vs. Costa Rica * @ Portland, Ore.: 1-0 Keller Pope Dooley Dooley Agoos Stewart C. Reyna (Burns) Sorber Ramos-1 Wegerle (Radosavljevic) Lassiter (C. Jones)
Aug. 7, 1997 vs. Ecuador @ Baltimore: 0-1 Friedel Vanney Fraser Dooley (c) Santel Maisonneuve (Ralston) Vasquez Chung (Henderson) Ramos Radosavljevic Lassiter (Hejduk)	June 29, 1997 vs. El Salvador * @ San Salvador: 1-1 Friedel Pope Balboa Lalas Agoos C. Jones Harkes (c) Sorber Stewart (M. Mason) Wagner (Lassiter-1) Kirovski (C. Reyna)	June 17, 1997 vs. Israel @ Jacksonville, Fla.: 2-1 Friedel (Sommer) Burns Pope Lalas-1 Agoos (Chronopoulos) C. Jones (M. Mason) Sorber Harkes (c) Deering (Kirovski-1) Wagner (Lassiter) Wynalda	June 4, 1997 vs. Paraguay @ St. Louis: 0-0 Friedel Burns Balboa Lalas Agoos M. Mason (Washington) Sorber Brose (Maisonneuve) Harkes (c) Kirovski C. Reyna Wynalda	April 20, 1997 vs. Mexico * (OG) @ Foxborough, Mass.: 2-2 Keller Pope-1 Balboa Lalas (M. Mason) Agoos Harkes (c) Sorber Dooley (Wagner) Stewart C. Reyna Wynalda	March 23, 1997 vs. Costa Rica * @ San Jose, CR: 2-3 Dooley Pope (Burns) Lalas Agoos Sanneh C. Reyna (Vermes) Harkes (c) C. Jones Wagner (Lassiter-1) Wynalda-1

ALL-TIME RESULTS AND LINEUPS

March 16, 1997 vs. Canada * @ Palo Alto, Calif.: 3-0 Keller Balboa Lalas Pope-1 Agoos Dooley C. Reyna (Sorber) Harkes (c) (M. Mason) Stewart-1 Wagner Wynalda-1	March 2, 1997 vs. Jamaica * @ Kingston: 0-0 Keller Dooley Burns Lalas Agoos C. Reyna (Sorber) Harkes (c) Stewart C. Jones B. McBride (Lassiter) Wynalda	Feb. 1, 1997 vs. China @ Guangzhou, China: 1-1 Dodd Burns Lalas-1 Balboa Corrales C. Jones Vasquez (Kreiss) Wynalda (c) C. Jones Sanneh B. McBride Lassiter	Jan. 29, 1997 vs. China @ Kunming, China: 1-2 Dodd Burns Calichman (Lalas) Balboa Pittman (Corrales) Ralston (Sanneh) Kreiss (Lassiter) Vasquez Joseph (C. Jones) B. McBride Wynalda-1 (c)	Jan. 22, 1997 vs. Denmark @ Pasadena, Calif.: 1-4 Friedel (Dodd) Lalas Calichman Agoos (c) Ralston (Kreiss) Burns C. Reyna J-M Moore-1 C. Jones Lassiter (B. McBride) Kirovski (Radosavljevic)	Jan. 19, 1997 vs. Mexico @ Pasadena, Calif.: 0-2 Friedel Lalas Agoos (c) Burns Vasquez (Radosavljevic) Kreiss (Hejduk) C. Reyna J-M Moore C. Jones B. McBride (Lassiter) Kirovski (Calichman)
Jan. 17, 1997 vs. Peru @ San Diego, Calif.: 0-1 Friedel Lalas Agoos (c) Burns Ralston (Kirovski) C. Reyna Radosavljevic (C. Jones) J-M Moore Hejduk (Kreiss) B. McBride Lassiter	Dec. 21, 1996 vs. Guatemala * @ San Salvador: 2-2 Friedel Agoos (c) Pope (Vannoy) Vasquez Burns C. Reyna Kirovski Kreiss Hejduk-1 (Joseph) Radosavljevic-1 B. McBride (J-M Moore)	Dec. 14, 1996 vs. Costa Rica * @ Palo Alto, Calif.: 2-1 Friedel Agoos Pope Lalas Burns C. Reyna (J-M Moore) Stewart Harkes (c) C. Jones (Kirovski) Lassiter-1 B. McBride-1	Dec. 1, 1996 vs. Costa Rica * @ San Jose: 1-2 Friedel Caligiuri Pope Lalas Harkes (c) Burns C. Reyna Stewart C. Jones-1 Radosavljevic (Burns) J-M Moore (B. McBride) Wynalda	Nov. 24, 1996 vs. Trinidad & Tobago * @ Port of Spain: 1-0 Keller Dooley (Caligiuri) Pope Lalas Harkes (c) C. Reyna Agoos Ramos (Burns) Stewart J-M Moore-1 Wynalda (C. Jones)	Nov. 10, 1996 vs. Trinidad & Tobago * @ Richmond, Va.: 2-0 Keller Dooley-1 Pope Lalas Harkes (c) C. Reyna Agoos Ramos Stewart J-M Moore (Radosavljevic) Wynalda-1 (C. Jones)
Nov. 3, 1996 vs. Guatemala * @ Washington, D.C.: 2-0 Keller Dooley (Burns) Agoos Lalas Harkes (c) C. Reyna (B. McBride-1) Ramos C. Jones (Radosavljevic) Stewart J-M Moore Wynalda-1	Oct. 16, 1996 vs. Peru @ Lima: 1-4 Dodd (c) T. Martin Lozano Ianni Ibsen E. Lewis Flores (Leonetti) Brose-1 Benedetti (Corrales) Harker (Cozier) Eck (Holcher)	Aug. 30, 1996 vs. El Salvador @ Los Angeles: 3-1 Friedel Agoos Lalas Caligiuri Harkes (c) (Sorber) J-M Moore-2 Ramos Kreiss (Lassiter) C. Jones (Joseph) Wagner (B. McBride) Wynalda-1 (Hejduk)	June 16, 1996 vs. Mexico @ Pasadena, Calif.: 2-2 Friedel Balboa Lalas Burns (Sorber) Caligiuri C. Jones Harkes (c) Dooley-1 Ramos C. Reyna Wynalda-1 (B. McBride)	June 12, 1996 vs. Bolivia @ Washington, D.C.: 0-2 Friedel Balboa Lalas Burns Agoos (Lassiter) C. Jones Harkes (c) C. Reyna Ramos Kirovski (Dooley) Wynalda	June 9, 1996 vs. Ireland @ Foxborough, Mass.: 2-1 Friedel Dooley Balboa Lalas Burns Agoos C. Jones Harkes (c) C. Reyna-1 (Kirovski) Ramos-1 (Lassiter) Wynalda (Caligiuri)
May 26, 1996 vs. Scotland @ New Britain, Conn.: 2-1 Sommer Balboa Lalas Burns Agoos C. Jones-1 Harkes (c) C. Reyna (B. McBride) Dooley (Kirovski) Ramos Wynalda-1	Jan. 21, 1996 vs. Guatemala ^ @ Los Angeles: 3-0 Keller Balboa (c) Agoos-1 Lalas C. Reyna Burns C. Jones Harkes (Caligiuri) Ramos (Lassiter) J-M Moore Wynalda-1 (Kirovski-1)	Jan. 18, 1996 vs. Brazil ^ @ Los Angeles: 0-1 Keller Balboa (c) Agoos (Lassiter) Lalas Dooley (C. Reyna) Burns C. Jones Harkes Ramos J-M Moore Wynalda	Jan. 16, 1996 vs. El Salvador ^ @ Anaheim, Calif.: 2-0 Keller Balboa-1 (c) Agoos Lalas Dooley (Caligiuri) Burns C. Jones Harkes (C. Reyna) Ramos J-M Moore Wynalda-1 (Kirovski)	Jan. 13, 1996 vs. Trinidad & Tobago ^ @ Anaheim, Calif.: 3-2 Keller Balboa (c) Caligiuri Lalas-1 Sorber (Burns) C. Reyna C. Jones Ramos J-M Moore-1 (Lassiter) Wynalda-2	Oct. 8, 1995 vs. Saudi Arabia @ Washington, D.C.: 4-3 Friedel (Sommer) Agoos Burns Caligiuri (c) Lalas-1 Trittshuh J-M Moore-1 Ramos-1 (Klopas) C. Reyna Sorber Wegerle (Lassiter-1)
Aug. 16, 1995 vs. Sweden @ Norrkoping, Sweden: 0-1 Friedel (c) Caligiuri Lapper Burns Lalas Pittman Agoos C. Reyna J-M Moore Klopas (Lassiter) Wegerle (Kirovski)	July 22, 1995 vs. Colombia ^ @ Maldonado, Uruguay: 1-4 Friedel Caligiuri (c) Lapper Lalas Burns (C. Jones) Sorber (Ramos) C. Reyna Stewart J-M Moore-1 Kirovski (Kerr) Klopas	July 20, 1995 vs. Brazil @ @ Maldonado, Uruguay: 0-1 Friedel Burns Lalas Caligiuri Dooley Harkes (c) C. Jones (Klopas) Ramos Stewart Wynalda (Sorber) J-M Moore	July 17, 1995 vs. Mexico (4-1pk) @ @ Paysandu, Uruguay: 0-0 Friedel Burns Lalas Caligiuri Dooley Harkes (c) C. Jones (Ramos) Stewart C. Reyna (Sorber) Wynalda J-M Moore	July 14, 1995 vs. Argentina @ @ Paysandu, Uruguay: 3-0 Keller Balboa (c) (Burns) Lalas-1 Caligiuri Dooley Harkes C. Jones Stewart Klopas-1 (Ramos) Wynalda-1 J-M Moore	July 11, 1995 vs. Bolivia @ @ Paysandu, Uruguay: 0-1 Friedel Balboa (c) Lalas Caligiuri Burns (Ramos) Dooley Harkes Sorber (C. Jones) Stewart Klopas (C. Reyna) Wynalda
July 8, 1995 vs. Chile @ @ Paysandu, Uruguay: 2-1 Keller Balboa (c) Lalas Caligiuri Burns Dooley Harkes Sorber (C. Jones) Stewart C. Reyna (J-M Moore) Wynalda-2 (Ramos)	June 25, 1995 vs. Colombia @ Piscataway, N.J.: 0-0 Balboa Lalas Dooley (Henderson) Caligiuri (Bliss) Burns Harkes (c) Sorber C. Reyna (Kirovski) Klopas (C. Jones) Wynalda	June 18, 1995 vs. Mexico @ Washington, D.C.: 4-0 Keller Balboa (c) Lalas Dooley-1 Caligiuri Harkes-1 Sorber C. Reyna-1 (Ramos) Wegerle-1 (C. Jones) Wynalda (Kerr)	June 11, 1995 vs. Nigeria @ Foxborough, Mass.: 3-2 Friedel Balboa-1 (c) Dooley Bliss (Lalas) Caligiuri Burns Harkes-1 Sorber Stewart (Kirovski) Klopas Wegerle (C. Jones-1)	May 28, 1995 vs. Costa Rica @ Tampa: 1-2 Dooley Lapper (Bliss) Agoos (Kirovski) Caligiuri-1 (c) C. Jones Burns C. Reyna Henderson Kerr (Quesada) Wegerle	April 22, 1995 vs. Belgium @ Brussels: 0-1 Friedel Lapper Caligiuri (c) Agoos Ibsen C. Jones Kerr (Lozano) Burns (Bravo) Klopas (Kirovski, Salcedo) Wynalda (Berhalter) Stewart
March 25, 1995 vs. Uruguay @ Dallas: 2-2 Sommer Agoos Caligiuri Lalas (c) Lozano (Ibsen) Burns Deering (Razov) C. Jones Kerr-1 Kirovski Stewart-1	Dec. 11, 1994 vs. Honduras @ Fullerton, Calif.: 1-1 Hahnemann Balboa (c) Doyle Agoos Caligiuri (Ibsen) Burns (Bravo) Sorber Michalik (Lozano) Hendrickson Dunn (Vargas) Kirovski-1	Nov. 22, 1994 vs. Jamaica @ Kingston: 3-0 Hahnemann (Thornton) Balboa (c) (J. Salcedo) Doyle Agoos Caligiuri (Ibsen) Burns Sorber Michalik Lozano Klopas-2 (Vargas) Kirovski-1 (Dunn)	Nov. 19, 1994 vs. Trinidad and Tobago @ Port of Spain: 0-1 Hahnemann Balboa (c) Doyle Agoos Lozano (Vargas) Caligiuri (Ibsen) Burns (J. Salcedo) Sorber Michalik Klopas-1 Kirovski (Dunn)	Oct. 19, 1994 vs. Saudi Arabia @ Dhahran: 1-2 Friedel (Sommer) Balboa (c) Doyle (Berhalter) Lozano (Ligeon) Sorber C. Jones Michalik (Deering) Klopas-1 (Kirovski) Kerr	Sept. 7, 1994 vs. England @ London: 0-2 Friedel (Sommer) Agoos (Lapper) Balboa Lalas Caligiuri Dooley (c) C. Jones Sorber C. Reyna (J-M Moore) Perez (Wynalda) Stewart (Klopas)

ALL-TIME RESULTS AND LINEUPS

July 4, 1994 vs. Brazil ** @ Palo Alto, Calif.: 0-1 Meola (c) Dooley Balboa Caligiuri Clavijo Lalas Perez (Wegerle) Ramos (Wynalda) Sorber C. Jones Stewart	June 26, 1994 vs. Romania ** @ Pasadena, Calif.: 0-1 Meola (c) Dooley Balboa Sorber Caligiuri Clavijo Lalas Harkes Ramos (C. Jones) Sorber (Wegerle) Stewart Wynalda	June 22, 1994 vs. Colombia ** (OG) @ Pasadena, Calif.: 2-1 Meola (c) Clavijo Balboa Caligiuri Lalas Ramos Harkes Dooley Sorber Wynalda (Wegerle) Stewart-1 (C. Jones)	June 18, 1994 vs. Switzerland ** @ Pontiac, Mich.: 1-1 Meola (c) Balboa Caligiuri Kooiman Lalas Harkes Dooley Ramos Sorber Wynalda-1 (Wegerle) Stewart (C. Jones)	June 4, 1994 vs. Mexico @ Pasadena, Calif.: 1-0 Meola (c) Dooley Lalas Caligiuri Kooiman Burns Sorber C. Reyna (C. Jones) Ramos Perez (Wegerle-1, J-M Moore) Klopas (Wynalda)	May 28, 1994 vs. Greece @ New Haven, Conn.: 1-1 Friedel Balboa Lalas Caligiuri Burns Sorber Dooley (c) C. Reyna (Wegerle) Ramos Perez (Wynalda) Klopas-1 (Stewart)
May 25, 1994 vs. Saudi Arabia @ Piscataway, N.J.: 0-0 Meola (c) Balboa Lalas Bliss (Sorber) Caligiuri Burns Dooley C. Reyna (Wegerle) C. Jones (Ramos) Perez (Wynalda) Klopas (Stewart)	May 15, 1994 vs. Armenia @ Fullerton, Calif.: 1-0 Meola (c) Balboa Sorber Caligiuri Dooley (Sorber) C. Reyna C. Jones (J-M Moore) Kinnear (Henderson) Perez Klopas-1	May 7, 1994 vs. Estonia @ Fullerton, Calif.: 4-0 Friedel Balboa-1 (c) Lalas (Lapper) Armstrong Agoos Sorber C. Reyna-1 Henderson (Kinnear) C. Jones (Michallik) Perez Klopas-1 (J-M Moore-1)	April 30, 1994 vs. Chile @ Albuquerque, N.M.: 0-2 Meola (c) Balboa (C. Reyna) Lalas Clavijo Caligiuri Sorber Dooley Michallik (Sorber) C. Jones Perez (Kinnear) Klopas (Henderson)	April 24, 1994 vs. Iceland @ San Diego: 1-2 Friedel Balboa (Kinnear) Lalas Agoos (Caligiuri) Clavijo Dooley (c) Quinn C. Reyna C. Jones Perez Klopas-1	April 20, 1994 vs. Moldova @ Davidson, N.C.: 3-0 Meola (c) Balboa (Dooley) Lapper-1 Armstrong Michallik (Henderson) Agoos Quinn Burns (Sorber) C. Jones C. Reyna-1 (Kinnear) Klopas-1 (Vermes)
April 16, 1994 vs. Moldova @ Jacksonville, Fla.: 1-1 Friedel Balboa Lalas Caligiuri Clavijo Dooley (c) (Burns) Sorber-1 Henderson (Michallik) C. Jones Perez Kinnear (C. Reyna)	March 26, 1994 vs. Bolivia @ Dallas: 2-2 Meola (c) Balboa Lalas Armstrong Agoos (Caligiuri) Burns Dooley Henderson C. Jones Perez-2 (Michallik) Vermes (C. Reyna)	March 12, 1994 vs. Korea Republic @ Fullerton, Calif.: 1-1 Friedel Balboa-1 Lalas Armstrong (Agoos) Caligiuri (Clavijo) Burns Dooley (c) Henderson C. Jones Perez (Quinn) Klopas (C. Reyna)	Feb. 20, 1994 vs. Sweden @ Miami: 1-3 Friedel Balboa (Caligiuri) Armstrong Lapper (Quinn) Lalas Burns Dooley (c) Michallik (C. Reyna) C. Jones Perez-1 J-M Moore (Klopas)	Feb. 18, 1994 vs. Bolivia @ Miami: 1-1 Meola (c) Balboa Armstrong (Caligiuri) Lapper Lalas Quinn (Burns) Dooley Henderson (C. Reyna) C. Jones-1 Perez J-M Moore (Klopas)	Feb. 13, 1994 vs. Romania @ Hong Kong: 1-2 Meola (c) Balboa-1 Lapper Armstrong Lalas Dooley (Quinn) Burns Henderson C. Jones Perez J-M Moore (Michallik)
Feb. 10, 1994 vs. Denmark @ Hong Kong: 0-0 (2-4 pk) Friedel Armstrong Lapper Agoos Lalas Burns Dooley (c) (Quinn) Henderson C. Jones (C. Reyna) Kinnear J-M Moore (Perez)	Jan. 29, 1994 vs. Switzerland @ Seattle: 1-1 Meola (c) Armstrong Lapper Lalas-1 Agoos Burns Dooley (Quinn) Henderson C. Jones (Chung) Kinnear J-M Moore (C. Reyna)	Jan. 22, 1994 vs. Norway @ Fullerton, Calif.: 1-1 Friedel Armstrong Lapper (Balboa) Lalas Caligiuri Sorber (Burns) Dooley (c) Michallik (Brose) C. Jones Perez (C. Reyna) J-M Moore (Vermes)	Jan. 15, 1994 vs. Germany @ Tempe, Ariz.: 2-1 Meola (c) Armstrong (Balboa-1) Lapper Agoos (Burns) Lalas Sorber (Clavijo) Dooley Henderson (Brose) C. Jones-1 Kinnear (C. Reyna) J-M Moore	Dec. 18, 1993 vs. El Salvador @ Palo Alto, Calif.: 0-3 Friedel Armstrong Lapper Lalas Agoos (Bliss) Sorber Dooley (c) J-M Moore (Kinnear) Sorber Perez (Deering) Stewart	Dec. 5, 1993 vs. El Salvador @ Los Angeles: 7-0 Meola Dooley (Balboa) Lapper (Caligiuri) Agoos (Santel) Lalas Sorber Kinnear-2 (Chung) C. Jones Henderson (Michallik) Perez-1 (c) J-M Moore-4
Nov. 14, 1993 vs. Cayman Islands @ Mission Viejo, Calif.: 8-1 Friedel Armstrong Lapper Agoos-1 (T. Martin) Lalas Sorber (K. Smith) Kinnear-2 (Santel-1) Henderson (Michallik) C. Jones Perez (c) (Chung-2) J-M Moore-2	Nov. 7, 1993 vs. Jamaica @ Fullerton, Calif.: 1-0 Friedel Armstrong Lapper Agoos (Michallik) Lalas-1 Dooley Sorber (Chung) J-M Moore Henderson (Santel) Perez (Kinnear) Washington (Quinn)	Oct. 23, 1993 vs. Ukraine @ Bethlehem, Pa.: 0-1 Meola (c) Armstrong Lapper Agoos Lalas Dooley (c) Santel (Washington) Sorber J-M Moore Perez (Chung) C. Jones	Oct. 16, 1993 vs. Ukraine @ High Point, N.C.: 1-2 Meola (c) Armstrong Lapper Caligiuri Clavijo Dooley Quinn Michallik Kinnear (Washington) Perez-1 (Chung) Vermes	Oct. 13, 1993 vs. Mexico @ Washington, D.C.: 1-1 Meola (c) Armstrong Kooiman Lalas Agoos Dooley (c) Sorber C. Jones-1 J-M Moore (Chung) Perez (Deering) Stewart	Sept. 8, 1993 vs. Norway @ Oslo: 0-1 Friedel Armstrong Lapper Agoos Lalas Dooley (c) Sorber C. Jones Wynalda (J-M Moore) Perez (Chung) Wegerle
Aug. 31, 1993 vs. Iceland @ Reykjavik: 1-0 Friedel Armstrong Lapper Lalas Agoos Dooley (c) Sorber Henderson (J-M Moore) C. Jones Perez (Chung) Stewart-1	July 25, 1993 vs. Mexico ^ @ Mexico City: 0-4 Meola (c) Armstrong Doyle Kooiman Lalas Dooley Harkes Henderson C. Jones (Kinnear) Wegerle (J-M Moore) Wynalda	July 21, 1993 vs. Costa Rica ^ @ Dallas: 1-0 ot Meola (c) Armstrong Kooiman-1 Clavijo (C. Jones) Lalas Dooley Henderson Harkes Ramos Wegerle Wynalda	July 17, 1993 vs. Honduras ^ @ Dallas: 1-0 Meola (c) Armstrong Kooiman Clavijo Lalas-1 Dooley (Kinnear) Harkes Henderson Ramos Wegerle Wynalda (J-M Moore)	July 14, 1993 vs. Panama ^ @ Dallas: 2-1 Meola (c) Armstrong Kooiman Clavijo Lalas Dooley-1 Henderson C. Jones Ramos Wynalda-1 Vermes (Wegerle, Kinnear)	July 10, 1993 vs. Jamaica ^ @ Dallas: 1-0 Meola (c) Armstrong Kooiman Clavijo Harkes (Lalas) Dooley Henderson C. Jones Ramos Wegerle Wynalda-1 (Kinnear)
June 22, 1993 vs. Venezuela @ @ Quito, Ecuador: 3-3 Friedel Kooiman Doyle-1 Clavijo Caligiuri Lalas Henderson-1 C. Jones (B. Murray) Ramos (c) Kinnear-1 (Harbor) Vermes	June 19, 1993 vs. Ecuador @ @ Quito, Ecuador: 0-2 Friedel Kooiman Lapper Doyle Clavijo Agoos Lalas C. Jones Henderson (Kinnear) Ramos (c) B. Murray (Harbor)	June 16, 1993 vs. Uruguay @ @ Ambato, Ecuador: 0-1 Friedel Armstrong (Agoos) Lapper Kooiman Clavijo Caligiuri Lalas C. Jones B. Woodring (B. Murray) Ramos (c) Harbor	June 13, 1993 vs. Germany @ Chicago: 3-4 Meola (c) Armstrong Doyle Lapper Clavijo Agoos (Lalas) Dooley-2 Harkes Ramos (C. Jones) Wegerle Wynalda (Stewart-1)	June 9, 1993 vs. England @ Foxborough, Mass.: 2-0 Meola (c) Armstrong Doyle Lapper Clavijo Agoos Dooley-1 (Lalas-1) Harkes Ramos (C. Jones) Wegerle Wynalda (Stewart)	June 6, 1993 vs. Brazil @ New Haven, Conn.: 0-2 Meola (c) Armstrong Doyle Lapper Clavijo Agoos Harkes Henderson (B. Woodring) B. Murray (C. Jones) Wegerle Harbor (Stewart)

ALL-TIME RESULTS AND LINEUPS

May 26, 1993 vs. Peru @ Mission Viejo, Calif.: 0-0 Meola (c) Armstrong Kociman Clavijo Caligiuri (Agos) Quinn (Lalas) Henderson B. Murray (C. Jones) J-M Moore (Chung) Kinneer Wegerle	May 23, 1993 vs. Bolivia @ Fullerton, Calif.: 0-0 Friedel Armstrong Lapper Clavijo Caligiuri Quinn (Lalas) Henderson B. Murray (C. Jones) J-M Moore (Chung) Kinneer (Chung) Vermes (c)	May 8, 1993 vs. Colombia @ Miami: 1-2 Meola (c) Armstrong (Michallik) Doyle Lapper Agos Caligiuri Quinn Clavijo Lalas-1 Henderson B. Murray (C. Jones) Kinneer (J-M Moore) Vermes (Harbor)	April 17, 1993 vs. Iceland @ Costa Mesa, Calif.: 1-1 Meola (c) Balboa (Armstrong) Doyle Lapper Clavijo Caligiuri Quinn Henderson (Allnutt) Chung (J-M Moore) C. Jones Kinneer Harbor (Vermes-1)	April 9, 1993 vs. Saudi Arabia @ Riyadh: 2-0 Friedel Balboa (c) Lalas Lapper Agos (Caligiuri) Clavijo Quinn (Michallik-1) Henderson (J-M Moore-1) B. Murray (Jones, Kinneer) Harbor (Vermes)	March 25, 1993 vs. Honduras @ Tegucigalpa: 1-4 Friedel Lalas Lapper Agos (Eichmann) Allnutt-1 Sorber Henderson (c) (Gjonbalaj) Chung (B. McBride) J-M Moore C. Jones (Prampin) Ervine
March 23, 1993 vs. El Salvador @ San Salvador: 2-2 Stanisic Imler (Allnutt-1) Lapper Agos Lalas Sorber (Eichmann) Henderson (c) Chung J-M Moore C. Jones-1 (Prampin) Gjonbalaj (Ervine)	March 14, 1993 vs. Japan @ Tokyo: 1-3 Meola (c) Balboa Lapper Clavijo Caligiuri Doyle Quinn (Armstrong) Henderson B. Murray (C. Jones) Perez-1 Harbor	March 10, 1993 vs. Hungary @ Nagoya, Japan: 0-0 Friedel Balboa (c) Lapper Clavijo Caligiuri Doyle Quinn Henderson B. Murray (C. Jones) Perez (J-M Moore) Harbor	March 3, 1993 vs. Canada @ Costa Mesa, Calif.: 2-2 Meola (c) (Friedel) Balboa (Armstrong) Doyle Clavijo Lapper Caligiuri Quinn (Sorber) Henderson B. Murray-1 (Vermes) J-M Moore Kinneer-1 (Chung) Harbor	Feb. 21, 1993 vs. Russia @ Palo Alto, Calif.: 0-0 Friedel Balboa (c) Clavijo Lapper Armstrong (Caligiuri) Quinn (Sorber) Kinneer Henderson (C. Jones) Vermes (J-M Moore) Harbor	Feb. 13, 1993 vs. Russia @ Orlando: 0-1 Meola (c) Balboa Lapper Caligiuri (Agos) Clavijo Armstrong (Sorber) B. Woodring (Michallik) Kinneer Vermes (C. Jones) Klopas Henderson (J-M Moore)
Feb. 6, 1993 vs. Romania @ Santa Barbara, Calif.: 1-1 Friedel Balboa (c) Lapper Clavijo (Agos) Caligiuri Michallik (Armstrong) Henderson (C. Jones) Sorber Kinneer-1 Wynalda Vermes (J-M Moore)	Jan. 30, 1993 vs. Denmark @ Tempe, Ariz.: 2-2 Meola (c) Balboa Lapper Clavijo (Armstrong) Michallik Henderson (C. Jones) B. Murray-1 J-M Moore-1 Kinneer (Sorber) Vermes (Harbor)	Oct. 19, 1992 vs. Ivory Coast # @ Riyadh, Saudi Arabia: 5-2 Meola (c) Clavijo Balboa-1 Lapper Caligiuri Michallik Henderson (C. Jones-1) B. Murray-2 Perez Wynalda-1 Vermes (Kinneer)	Oct. 15, 1992 vs. Saudi Arabia # @ Riyadh, Saudi Arabia: 0-3 Meola (c) Clavijo Balboa Lapper Harkes Quinn Henderson (Harbor) B. Murray (Caligiuri) Ramos Perez Wegerle	Oct. 9, 1992 vs. Canada @ J. Greensboro, N.C.: 0-0 Meola (c) Clavijo Balboa Lapper Caligiuri (J. DeBrito) Henderson (Allnutt) Quinn (Michallik) B. Murray (C. Jones) Perez Vermes (Kinneer) Harbor	Sept. 3, 1992 vs. Canada @ St. John's: 2-0 Friedel Clavijo (Kmosko) Balboa Lapper J. DeBrito (Gosselin) Burns Sorber-1 Chung J-M Moore C. Jones (Allnutt) Vermes-1 (Leonetti)
Aug. 2, 1992 vs. Brazil @ Los Angeles: 0-1 Meola (c) Balboa Dooley Doyle Armstrong Clavijo Quinn (Michallik) Sorber B. Murray (Chung) Perez Sullivan (J. Acosta)	July 31, 1992 vs. Colombia @ Los Angeles: 0-1 Meola (c) Balboa Dooley Armstrong Clavijo Quinn Kinneer (Sorber) B. Murray Michallik (J. Acosta) Perez Vermes (Sullivan)	June 27, 1992 vs. Australia @ Piscataway, N.J.: 0-0 Meola (c) Balboa Doyle Armstrong Clavijo Quinn Michallik B. Murray (Sorber) Kinneer Wynalda (Masters) Vermes (Chung)	June 13, 1992 vs. Australia @ Orlando: 0-1 Meola (c) (Dodd) Balboa Clavijo Armstrong Savage Quinn Michallik Chung (Ibsen) B. Murray (Sorber) Perez Stewart	June 6, 1992 vs. Italy @ Chicago: 1-1 Meola (c) Balboa Dooley Doyle Clavijo Quinn Ramos (Michallik) B. Murray (Clavijo) Harkes-1 Perez (Stewart) Wegerle	June 3, 1992 vs. Portugal @ Chicago: 1-0 Meola (c) Balboa Dooley Doyle Clavijo (Clavijo) Quinn Ramos B. Murray (Henderson) Harkes (Michallik) Perez (Stewart) Wegerle-1
May 30, 1992 vs. Ireland @ Washington, D.C.: 3-1 Meola (c) Balboa-1 Doyle Dooley Clavijo Quinn Harkes-1 Ramos-1 (Michallik) B. Murray (Wegerle) Perez (Stewart) Vermes (Henderson, Clavijo)	May 17, 1992 vs. Scotland @ Denver, Colo.: 0-1 Meola (c) Balboa Armstrong Doyle Clavijo Michallik (Ibsen) Quinn Henderson Perez Kinneer (c) Wynalda	April 29, 1992 vs. Ireland @ Dublin: 1-4 Meola (c) Savage (Ibsen) Balboa Doyle Clavijo Armstrong Quinn (c) Perez (Kinneer) Harkes Vermes (Eck) Wynalda-1	April 4, 1992 vs. China @ Palo Alto, Calif.: 5-0 Meola (c) Balboa Doyle Armstrong Savage Michallik (J. Acosta) Quinn Kinneer-1 Sorber (Ibsen) Perez-2 (Chung) Wynalda-2 (Strouse)	March 18, 1992 vs. Morocco @ Casablanca: 1-3 Meola (c) Michallik Doyle Balboa Savage Quinn (c) J. Acosta (J. DeBrito) Sorber Kinneer Perez-1 Stewart (Ibsen)	March 11, 1992 vs. Spain @ Valladolid: 0-2 Meola (c) Balboa Doyle Michallik Caligiuri (Ibsen) Savage Sorber Quinn Ramos Perez (J. Acosta) Vermes (Stewart)
Feb. 26, 1992 vs. Brazil @ Fortaleza: 0-3 Meola (c) Balboa Clavijo (Ibsen) Savage Michallik B. Murray Quinn Ramos Henderson (J. Acosta) Perez (Kinneer) Vermes (Stewart)	Feb. 19, 1992 vs. El Salvador @ San Salvador: 0-2 Dodd Ibsen Kmosko Balboa J. DeBrito Benedict (Chung) Quinn Perez (c) Sorber J. Acosta (Jaguande) Strouse	Feb. 12, 1992 vs. Costa Rica @ San Jose: 0-0 Dodd Ibsen Kmosko Balboa Armstrong J. DeBrito Benedict (Jaguande) Perez (Chung) Quinn (c) Sorber Strouse J. Acosta (Huseinovic)	Feb. 2, 1992 vs. C.I.S. @ Pontiac, Mich.: 2-1 Meola (c) Balboa-1 Michallik (Savage) Doyle Quinn Kinneer Henderson B. Murray J. Acosta (Sorber) Wynalda-1 (Benedict)	Jan. 25, 1992 vs. C.I.S. @ Miami: 0-1 Meola (c) Balboa Clavijo Armstrong (Savage) Doyle Michallik (Sorber) Quinn Kinneer Henderson J. Acosta Wynalda (Lassiter)	Nov. 24, 1991 vs. Costa Rica @ Dallas: 1-1 Meola (c) Balboa Armstrong (Michallik) Doyle Clavijo Quinn B. Murray Henderson Wynalda Kinneer-1 J. Acosta (Agos)
Oct. 19, 1991 vs. Korea DPR @ Washington, D.C.: 1-2 Meola (c) Michallik (Savage) Armstrong Balboa Clavijo B. Murray-1 Kinneer (Eck) Quinn Henderson (P. Giau) Perez Wynalda	Sept. 14, 1991 vs. Jamaica @ High Point, N.C.: 1-0 Dodd Banks Clavijo Fraser Caligiuri (c) Silovski (Vargas) Quinn Henderson (Benedict) Perez J. Acosta (Cruz) Gjonbalaj-1 (Jonas)	Sept. 4, 1991 vs. Turkey @ Istanbul: 1-1 Meola (c) Balboa Armstrong Doyle Clavijo Caligiuri (Savage) Quinn B. Murray Perez Henderson (Kinneer) Klopas-1	Aug. 28, 1991 vs. Romania @ Brasov: 2-0 Meola (c) Balboa-1 Clavijo Armstrong Caligiuri Henderson (Snyder) Quinn Michallik B. Murray-1 Perez Wynalda (Kinneer)	July 7, 1991 vs. Honduras ^ @ Los Angeles: 0-0 (4-3 pk) Meola Caligiuri Balboa Doyle Clavijo Quinn Henderson B. Murray (Kinneer) Perez Vermes (c) Wynalda (Eck)	July 5, 1991 vs. Mexico ^ @ Los Angeles: 2-0 Meola Caligiuri Balboa Doyle-1 Clavijo (Armstrong) Quinn Henderson B. Murray Perez Vermes-1 Wynalda (Eck)

ALL-TIME RESULTS AND LINEUPS

July 3, 1991 vs. Costa Rica (OG) ^ @ Los Angeles: 3-2 Meola (c) Caligiuri Armstrong (Trittschuh) Clavijo Doyle Quinn Henderson B. Murray Perez-1 Vermes-1 Wynalda (Eck)	July 1, 1991 vs. Guatemala ^ @ Pasadena, Calif.: 3-0 Meola (c) Caligiuri Armstrong Balboa Clavijo (Savage) B. Murray-1 Quinn-1 Henderson Perez Vermes Wynalda-1 (Eck)	June 29, 1991 vs. Trinidad & Tobago ^ @ Pasadena, Calif.: 2-1 Meola (c) Caligiuri Armstrong Balboa-1 Michalik (Clavijo) B. Murray-1 Quinn Henderson Wynalda Vermes (Kinnear) Perez	June 1, 1991 vs. Ireland @ Foxborough, Mass.: 1-1 Meola (c) Agoos Armstrong Trittschuh Balboa Savage Michalik Henderson Quinn (Snyder) B. Murray Vermes (Perez) Wynalda-1	May 19, 1991 vs. Argentina @ Palo Alto, Calif.: 0-1 Meola Agoos Armstrong (Fraser) Clavijo Savage Balboa Henderson (Snyder) Michalik B. Murray (Kinnear) Vermes (c) Wynalda (Perez)	May 5, 1991 vs. Uruguay @ Denver, Colo.: 1-0 Meola Agoos Armstrong Clavijo Savage Balboa Henderson Michalik (Snyder) B. Murray Vermes-1 (c) Wynalda (Kinnear)
March 16, 1991 vs. Canada @ Los Angeles: 2-0 Meola Krumpke Lalas Trittschuh Dayak Balboa Henderson (Agoos) B. Murray-1 Vermes (c) Wynalda Washington-1	March 12, 1991 vs. Mexico @ Los Angeles: 2-2 Meola Clavijo Lalas Krumpke Dayak (Trittschuh) Henderson Balboa Vermes (c) B. Murray-1 Wynalda Washington-1 (Kinnear)	Feb. 21, 1991 vs. Bermuda @ Hamilton: 0-1 Meola Agoos Balboa Banks Dayak Krumpke (J. DeBrito) Dufrene (Santel) Kinnear B. Murray Wynalda Vermes (c)	Feb. 1, 1991 vs. Switzerland @ Miami: 0-1 Meola Armstrong Balboa Banks (Dufrene) Clavijo (Baicher) Dayak Agoos (Santel) Henderson Kinnear Vermes (c) Wynalda (B. Murray)	Dec. 19, 1990 vs. Portugal @ Porto: 0-1 Meola Armstrong Dayak Balboa Banks Fraser (Henderson) Caligiuri Ramos Kinnear Vermes (c) Stewart	Nov. 21, 1990 vs. Soviet Union @ Port of Spain: 0-0 Dodd Armstrong Balboa Windischmann (Dayak) Banks Clavijo (Bliss) Fraser Kinnear (Eichmann) Ramos Krumpke Eck (B. Murray) Vermes (c)
Nov. 18, 1990 vs. Trinidad & Tobago @ Port of Spain: 0-0 Dodd Armstrong (Eichmann) Balboa Dayak (Windischmann) Banks Fraser Krumpke Kinnear Bliss (Eck) B. Murray (Wynalda) Vermes (c)	Oct. 10, 1990 vs. Poland @ Warsaw: 3-2 Meola Trittschuh Balboa Armstrong Banks (Windischmann) Banks Fraser Windischmann (Dayak) Krumpke Vermes-2 (c) B. Murray-1 (Wynalda)	Sept. 15, 1990 vs. Trinidad & Tobago @ High Point, N.C.: 3-0 Dodd Trittschuh Armstrong Windischmann (c) Pittman (Dayak) Krumpke Fraser Donigan (Bliss) Eichmann-1 B. Murray-1 (P. Gyuau) Vermes-1	July 28, 1990 vs. East Germany @ Milwaukee, Wis.: 1-2 Meola Armstrong (Stollmeyer) Balboa Windischmann (c) Trittschuh Banks Harkes Eichmann (Eck-1) Krumpke Wynalda (P. Gyuau) B. Murray	June 19, 1990 vs. Austria ** @ Florence, Italy: 1-2 Meola Doyle Banks (Wynalda) Windischmann (c) Armstrong Harkes Ramos Caligiuri (Bliss) Vermes B. Murray-1	June 14, 1990 vs. Italy ** @ Rome: 0-1 Meola Doyle Banks (Stollmeyer) Windischmann (c) Armstrong Balboa Harkes Ramos Caligiuri Vermes B. Murray (Sullivan)
June 10, 1990 vs. Czechoslovakia ** @ Florence, Italy: 1-5 Meola Trittschuh Armstrong Windischmann (c) Stollmeyer (Balboa) Caligiuri-1 Harkes Ramos Wynalda B. Murray (Sullivan) Vermes	June 2, 1990 vs. Switzerland @ St. Gallen: 1-2 Meola Trittschuh (Doyle) Armstrong Windischmann (c) Stollmeyer Caligiuri Ramos Wynalda (Balboa) B. Murray-1 Vermes	May 30, 1990 vs. Liechtenstein @ Eschen-Mauren, Liecht.: 4-1 Keller (Meola) Krumpke Doyle Windischmann (c) Stollmeyer Balboa-1 Covone Bliss (Stollmeyer) Henderson-1 Sullivan (Wynalda-1) Vermes-1 (B. Murray)	May 9, 1990 vs. Poland @ Hershey, Pa.: 3-1 Keller Armstrong Trittschuh Windischmann (c) Stollmeyer (Balboa) Caligiuri Henderson (Sullivan) Harkes Ramos Wynalda (Banks) B. Murray-1 (Sullivan-1) Vermes-1	May 5, 1990 vs. Malta @ Piscataway, N.J.: 1-0 Meola Armstrong Trittschuh Windischmann (c) Stollmeyer (Balboa) Caligiuri (Banks) Henderson (Sullivan) Harkes Ramos B. Murray (Bliss) Wynalda-1	April 22, 1990 vs. Colombia @ Miami: 0-1 Meola Armstrong Trittschuh Windischmann (c) Banks (Henderson) Stollmeyer (Balboa) Caligiuri (Bliss) Harkes Ramos Wynalda Eck (Eichmann)
April 8, 1990 vs. Iceland @ St. Louis: 4-1 Keller Trittschuh-1 Armstrong Windischmann (c) Stollmeyer Caligiuri (Covone) Henderson (Krumpke) Harkes Ramos Wynalda-2 (Eichmann) B. Murray-1	March 28, 1990 vs. East Germany @ Berlin: 2-3 Meola Banks (Krumpke) Windischmann (c) Doyle (Armstrong) Stollmeyer Caligiuri Harkes (Wynalda) Ramos Sullivan (B. Murray-1) Vermes-1	March 20, 1990 vs. Hungary @ Budapest: 0-2 Meola Banks Windischmann (c) Caligiuri Stollmeyer (Krumpke) Ramos Harkes B. Murray (Bliss) Vermes Wynalda (Sullivan)	March 10, 1990 vs. Finland @ Tampa, Fla.: 2-1 Keller Banks Doyle Windischmann (c) Armstrong (Krumpke) Caligiuri-1 Stollmeyer Ramos (Covone) Harkes B. Murray-1 Wynalda	Feb. 24, 1990 vs. Soviet Union @ Palo Alto, Calif.: 1-3 Meola Armstrong (Trittschuh) Doyle Windischmann (c) Banks (Caligiuri) Stollmeyer Ramos Harkes-1 B. Murray (Krumpke) Wynalda (Eichmann) Vermes	Feb. 13, 1990 vs. Bermuda @ Hamilton: 1-0 Meola (Keller) Krumpke Balboa (Banks) Windischmann (c) Doyle Stollmeyer Ramos Harkes B. Murray (Baicher) Sullivan-1 Wynalda (Caligiuri)
Feb. 4, 1990 vs. Colombia @ Miami: 1-1 (8-9 pk) Keller Balboa Doyle Windischmann (c) Armstrong (Banks) Perez (B. Murray) Ramos Harkes Stollmeyer (Caligiuri) Wynalda-1 Goulet (Eichmann)	Feb. 2, 1990 vs. Costa Rica @ Miami: 0-2 Meola Krumpke Trittschuh Windischmann (c) Bliss (Banks) Ramos (Klopas) Caligiuri Harkes B. Murray Goulet (Wynalda) Perez	Nov. 19, 1989 vs. Trinidad & Tobago * @ Port of Spain: 1-0 Doyle Trittschuh Windischmann (c) Bliss Krumpke (Stollmeyer) Ramos Harkes Caligiuri-1 B. Murray Vermes	Nov. 14, 1989 vs. Bermuda @ Cocoa Beach, Fla.: 2-1 Meola Banks Trittschuh (Doyle-1) Windischmann (c) Krumpke Perez (Bliss) Caligiuri (Stollmeyer) Ramos Harkes (Eichmann-1) B. Murray (Eck) Vermes	Nov. 5, 1989 vs. El Salvador * @ St. Louis: 0-0 Meola Banks Trittschuh Windischmann (c) Armstrong (Klopas) Stollmeyer Bliss (Gabarra) Ramos Harkes B. Murray Eichmann	Oct. 8, 1989 vs. Guatemala * @ Guatemala City: 0-0 Meola Banks Trittschuh Windischmann (c) Doyle Stollmeyer Bliss Gabarra (Klopas) Harkes B. Murray (Eck) Vermes
Sept. 17, 1989 vs. El Salvador * @ Tegucigalpa: 1-0 Meola Banks Trittschuh Windischmann (c) Bliss Stollmeyer Ramos Perez-1 Harkes B. Murray Vermes (Eichmann)	Aug. 13, 1989 vs. Korea Republic @ Los Angeles: 1-2 Vanole Banks (Trittschuh) Balboa Windischmann (c) Doyle Stollmeyer Bliss (Gabarra) Harkes-1 Caligiuri B. Murray (S. Snow) Eichmann	June 24, 1989 vs. Trinidad & Tobago * @ Miami: 0-1 Vanole (Meola) Banks Trittschuh Windischmann (c) Stollmeyer (Doyle) Bliss Caligiuri (Pastor) Harkes B. Murray Gabarra (P. Gyuau) Eichmann	June 17, 1989 vs. Guatemala * @ New Britain, Conn.: 2-1 Vanole Banks Trittschuh Windischmann (c) Stollmeyer Bliss (Doyle) Ramos Harkes B. Murray-1 P. Gyuau (Caligiuri) Eichmann-1	June 4, 1989 vs. Peru @ E. Rutherford, N.J.: 3-0 Meola Banks Trittschuh Windischmann (c) Stollmeyer Bliss-1 Ramos-1 Harkes B. Murray-1 (Pastor) P. Gyuau (Gabarra) Eichmann	May 13, 1989 vs. Trinidad & Tobago * @ Torrance, Calif.: 1-1 Vanole Trittschuh-1 Balboa Windischmann (c) Stollmeyer Pastor (Vermes) Ramos (Gabarra) Harkes B. Murray Goulet Klopas

ALL-TIME RESULTS AND LINEUPS

April 30, 1989
vs. Costa Rica *
@ St. Louis: 1-0
 Vanole
 Balboa
 Trittschuh
 Windischmann (c)
 Stollmeyer
 Bliss (Gabarra)
 Ramos-1
 Harkes
 B. Murray
 Goulet
 Klopas (Vermes)

April 16, 1989
vs. Costa Rica *
@ San Jose: 0-1
 Duback
 Balboa
 Trittschuh
 Windischmann (c)
 Stollmeyer
 Bliss
 Ramos (Klopas)
 Harkes
 B. Murray
 Goulet (Gabarra)
 Vermes

Aug. 13, 1988
vs. Jamaica *
@ St. Louis: 5-1
 Vanole
 Armstrong
 Crow
 Windischmann (Perez-1)
 Trittschuh
 R. Davis
 Krump-1
 Bliss-1
 Gabarra (B. Murray)
 Klopas-2
 Vermes

July 24, 1988
vs. Jamaica *
@ Kingston: 0-0
 Vanole
 Armstrong (Trittschuh)
 Doyle
 Windischmann
 Crow
 R. Davis
 Stollmeyer
 Bliss
 B. Murray (Borja)
 Klopas
 Vermes

July 13, 1988
vs. Poland
@ New Britain, Conn.: 0-2
 Duback
 Krump
 Doyle
 Windischmann
 Trittschuh (Armstrong)
 B. Murray (Banks)
 Stollmeyer
 Bliss
 Gabarra
 Klopas
 Vermes

June 14, 1988
vs. Costa Rica
@ San Antonio, Texas: 1-0
 Dodd
 Gillen
 Agoos
 Grimes
 Cogsville (Luzniak)
 Ryerson-1
 Rafael (S. Snow)
 Onalfo
 Covone
 B. Thompson
 K. Snow (Sullivan)

June 12, 1988
vs. Ecuador
@ Ft. Worth, Texas: 0-0
 Duback
 R. Davis
 Krump
 Windischmann (Balboa)
 Trittschuh
 Fox (Fraser)
 Bliss (Diffley)
 B. Murray
 Kirk (Eichmann)
 Gabarra
 Vermes

June 10, 1988
vs. Ecuador
@ Houston, Texas: 0-2
 Vanole
 Gabarra
 Balboa
 Windischmann
 Trittschuh
 R. Davis
 Eichmann
 B. Murray
 Klopas (Diffley)
 Pastor (Fraser)
 Vermes

June 7, 1988
vs. Ecuador
@ Albuquerque, N.M.: 0-1
 Meala
 Diffley
 Balboa
 Cogsville (Covone)
 Trittschuh
 Borja
 Gillen (Grimes)
 Fox
 Collins (Eichmann)
 Klopas
 J. Kerr

June 5, 1988
vs. Chile
@ Fresno, Calif.: 0-3
 Fuchs
 Diffley
 Gillen (Pastor)
 Cogsville (Fox)
 Trittschuh
 Banks (Covone)
 Eichmann
 Fraser
 Collins (Sullivan)
 Kirk
 Grimes

June 3, 1988
vs. Chile
@ San Diego: 1-3
 Dodd
 B. James (Kirk)
 Megson (Sullivan)
 Balboa
 Velazco
 B. Murray
 Eichmann
 Fraser
 Fox (Cogsville)
 Borja-1
 Pastor

June 1, 1988
vs. Chile
@ Stockton, Calif.: 1-1
 Fuchs
 B. James (Megson)
 Velazco
 Balboa
 Doyle
 Grimes (B. Murray)
 Eichmann-1
 Fraser
 Sullivan (Fox)
 Gabarra
 Pastor (Kirk)

May 14, 1988
vs. Colombia
@ Miami: 0-2
 Vanole
 Diffley
 Trittschuh
 Banks
 Doyle
 R. Davis
 Krump
 Borja (Klopas)
 Goulet (B. Murray)
 Gabarra (Eichmann)
 Vermes

Jan. 13, 1988
vs. Guatemala
@ Guatemala City: 1-0
 Dodd
 Diffley
 Agoos-1
 Cogsville
 Balboa
 L. Martin
 Ramos
 Harkes
 Santel
 Eichmann
 Kirk (K. Snow)
 Vermes (Sullivan)

Jan. 10, 1988
vs. Guatemala
@ Guatemala City: 0-1
 Fuchs
 Agoos (Diffley)
 Smyth
 Cogsville
 Balboa
 Grimes (L. Martin)
 Ramos
 Harkes
 Santel
 Constantino (Kirk)
 Sullivan (Gregorian)

June 16, 1987
vs. Thailand
@ Chongju, S. Korea: 1-0
 Duback
 Banks
 Kain
 Windischmann
 Doyle
 Bliss
 Hooker
 Harkes
 Sullivan
 Hantak-1
 B. Murray

June 12, 1987
vs. Korea Republic
@ Pusan: 0-1
 Vanole
 Banks
 Kain
 Windischmann
 Doyle
 Gjonbalaj
 Eichmann
 Harkes
 Kirk (Sullivan)
 Hantak
 B. Murray

June 8, 1987
vs. Egypt
@ Seoul, S. Korea: 1-3
 Vanole
 Bliss (Sullivan)
 Trittschuh
 Windischmann
 Doyle
 Banks
 Armstrong
 Harkes
 Kain
 Hantak-1
 B. Murray

Feb. 7, 1986
vs. Uruguay
@ Miami: 1-1
 Vanole
 Krump
 Caligiuri
 Windischmann
 Biefeld
 Stollmeyer (Sengelman)
 Eichmann (Ervine)
 B. Murray-1
 Kain
 Goulet
 Silvas

Feb. 5, 1986
vs. Canada
@ Miami: 0-0
 Vanole
 Krump
 Caligiuri
 Banks (Windischmann)
 Sengelman
 Stollmeyer
 Biefeld
 Kain
 Goulet (Gjonbalaj)
 Silvas

June 16, 1985
vs. England
@ Los Angeles: 0-5
 Mausser (Harris)
 Canter (Brady)
 Caligiuri
 Windischmann
 Van der Beck
 Radwanski (Ladouceur)
 Crow
 R. Davis
 B. Murray (Snyder)
 J. Kerr (Hooker)
 Perez

May 31, 1985
vs. Costa Rica *
@ Torrance, Calif.: 0-1
 Mausser
 Canter
 Caligiuri
 Windischmann
 G. Thompson
 Van der Beck (A. DiBernardo)
 Crow
 R. Davis
 Fox
 J. Kerr
 Perez

May 26, 1985
vs. Costa Rica *
@ Alajuela: 1-1
 Mausser
 Canter
 Caligiuri
 Windischmann
 G. Thompson (A. DiBernardo)
 Van der Beck
 Radwanski
 R. Davis
 Fox (Peterson)
 J. Kerr-1
 Hooker

May 19, 1985
vs. Trinidad & Tobago *
@ Torrance, Calif.: 1-0
 Mausser
 Canter
 Caligiuri-1
 Windischmann
 Van der Beck
 G. Thompson
 A. DiBernardo
 R. Davis
 Borja (Fox)
 Peterson (J. Kerr)
 Perez

May 15, 1985
vs. Trinidad & Tobago *
@ St. Louis: 2-1
 Bric
 Canter
 Thompson (Caligiuri)
 Van der Beck
 Kapp
 Fajkus (Fox)
 A. DiBernardo
 R. Davis
 Borja-1
 Peterson-1
 Perez

April 4, 1985
vs. Canada
@ Portland, Ore.: 1-1
 Dorsek (Mausser)
 Durgan (Ervine)
 Caligiuri
 Van der Beck
 G. Thompson
 Crow
 Radwanski (Perez-1)
 Jeffries (Ladouceur)
 Aly (Sharp)
 Hooker
 J. Kerr

April 2, 1985
vs. Canada
@ Vancouver: 0-2
 Dorsek (Gorsek)
 Jeffries
 Durgan
 Crow
 G. Thompson
 Ladouceur
 Radwanski (Ervine)
 Perez (Caligiuri)
 Van der Beck (J. Kerr)
 Hooker (Aly)
 Sharp

Feb. 8, 1985
vs. Switzerland
@ Tampa, Fla.: 1-1
 DuBose (Mausser)
 Caligiuri
 G. Thompson
 Windischmann
 Van der Beck-1
 Ladouceur (P. DiBernardo)
 A. DiBernardo
 Radwanski
 Aly (Papoulis)
 Hooker (J. Kerr)
 Sharp

Dec. 2, 1984
vs. Ecuador
@ Miami: 2-2
 DuBose (Swanner)
 Bliss
 Caligiuri
 Windischmann
 Hawkins (Cayemitte)
 Ladouceur-1 (J. Kerr)
 Fox
 Askew (Papoulis)
 Aly
 Hooker (Brady)
 Sharp-1

Nov. 30, 1984
vs. Ecuador
@ Long Island, N.Y.: 0-0
 DuBose
 Crook
 Caligiuri
 Windischmann
 Jeffries
 Ladouceur (Askew)
 Fox
 Borja (Papoulis)
 Aly
 Hooker (Brady)
 Sharp (J. Kerr)

Oct. 17, 1984
vs. Mexico
@ Mexico City: 1-2
 DuBose
 Knight
 Caligiuri
 G. Thompson
 Crow
 Ladouceur
 Van der Beck-1
 Fox
 Aly (Hooker)
 Coker (Fry)
 Sharp (Comrie)

Oct. 14, 1984
vs. Guatemala
@ Guatemala City: 0-4
 DuBose
 Knight
 Caligiuri
 G. Thompson
 Crow
 Ladouceur
 Van der Beck
 Fox
 Aly
 Hooker (Sharp)
 Fry (Comrie)

Oct. 11, 1984
vs. Colombia
@ Los Angeles: 1-0
 DuBose
 Knight
 Caligiuri
 G. Thompson
 Crow
 Ladouceur (Fry)
 Fox
 R. Davis
 Coker-1
 Hooker (Perez)
 Comrie (Aly)

Oct. 9, 1984
vs. El Salvador
@ Los Angeles: 3-1
 DuBose
 Kapp
 Caligiuri
 G. Thompson
 Crow
 Van der Beck (Ladouceur-1)
 Fox
 R. Davis-1
 Coker
 Hooker-1 (Perez)
 Fry (Sharp)

Oct. 6, 1984
vs. Netherlands Antilles *
@ St. Louis: 4-0
 DuBose
 Bric
 Kapp-1
 Durgan
 Canter
 Crow
 Borja
 A. DiBernardo-1
 R. Davis
 Fajkus (Van der Beck)
 Perez
 Fry (Coker-2)

Sept. 29, 1984
vs. Netherlands Antilles *
@ Curacao: 0-0
 DuBose
 Savage
 Durgan
 Canter
 G. Thompson
 Borja
 A. DiBernardo (Crow)
 R. Davis
 Coker
 Perez (Parkinson)
 Moyers

May 30, 1984
vs. Italy
@ E. Rutherford, N.J.: 0-0
 Bric
 Kapp (Crow)
 Durgan
 Canter
 G. Thompson
 Parkinson (Glenn)
 A. DiBernardo
 A. Green (Van der Beck)
 Comrie (Fox)
 Perez (Peterson)
 Moyers

April 8, 1983
vs. Haiti
@ Port-au-Prince: 2-0
 Mausser
 Bandov (Olson)
 Durgan-1
 Canter
 G. Thompson
 Van der Beck
 A. DiBernardo
 DeBrito
 Merrick (Kapp)
 Crescitelli (Askew)
 Borja-1

March 21, 1982
vs. Trinidad
@ Port of Spain: 2-1
 DuBose
 Ti. Twellman
 D. Spalding
 Crudo
 Savage
 R. Davis-1 (Cantillo)
 Fajkus
 Bandov
 Borja
 Vee-1 (Pesa)
 Moyers

Nov. 23, 1980
vs. Mexico *
@ Ft. Lauderdale: 2-1
 Mausser
 Bandov
 R. Davis
 Fowles
 Hulcer
 Cantillo
 Van der Beck (L. Nanchoff)
 Liveric
 A. DiBernardo
 Pesa
 Moyers-2

Nov. 9, 1980
vs. Mexico *
@ Mexico City: 1-5
 DuBose
 T. Keough
 Pecher
 Fowles
 Makowski
 Cantillo (Hulcer)
 Van der Beck
 L. Nanchoff
 A. DiBernardo
 R. Davis-1
 Villa (Pesa)

Nov. 1, 1980
vs. Canada *
@ Vancouver: 1-2
 Mausser
 T. Keough
 Pecher
 Crudo
 Makowski
 Cantillo
 Liveric (Moyers)
 Pesa (Villa-1)
 R. Davis
 Bandov

ALL-TIME RESULTS AND LINEUPS

Oct. 25, 1980 vs. Canada * @ Ft. Lauderdale: 0-0 Mausser T. Keough Pecher Fowles Makowski Cantillo Liveric (Moyers) L. Nanchoff (Pesa) A. DiBernardo R. Davis Bandov	Oct. 7, 1980 vs. Portugal @ Lisbon: 1-1 Mausser T. Keough (Crudo) Pecher Bellinger B. Smith (Fowles) Cantillo R. Davis-1 L. Nanchoff A. DiBernardo Peterson (Moyers, Makowski) Bandov	Oct. 5, 1980 vs. Luxembourg @ Dudelange: 2-0 DuBose Crudo Pecher Bellinger Makowski Cantillo R. Davis-1 L. Nanchoff Hulcer-1 Moyers (Peterson) Bandov (Van der Beck)	Oct. 29, 1979 vs. Ireland @ Dublin: 2-3 DuBose T. Keough Pecher Bellinger Makowski Cantillo Liveric (Pesa) L. Nanchoff A. DiBernardo-1 (Van der Beck) Villa-1 Bandov	Oct. 26, 1979 vs. Hungary @ Budapest: 2-0 Mausser T. Keough Pecher Lawson Makowski Cantillo Liveric L. Nanchoff-1 Van der Beck (A. DiBernardo-1) Villa Bandov	Oct. 10, 1979 vs. France @ Paris: 0-3 Mausser (DuBose) T. Keough Pecher Lawson Makowski Cantillo Liveric (L. Nanchoff) Hulcer (A. DiBernardo) Crudo (Van der Beck) Villa (Pesa) Bandov
Oct. 7, 1979 vs. Bermuda @ Hamilton: 3-1 Mausser (DuBose) Crudo Pecher Lawson Makowski-1 Cantillo Liveric-1 (A. DiBernardo) Askew (Hulcer) Bellinger Villa (Fidelia) Bandov-1 (Van der Beck)	May 2, 1979 vs. France @ E. Rutherford, N.J.: 0-6 Mausser (Brcic) Droeg Fowles (Crudo) Myernick Pollihan R. Davis Liveric (L. Nanchoff) A. DiBernardo Villa (Van der Beck) Bandov	Feb. 11, 1979 vs. Soviet Union @ San Francisco: 1-4 Mausser Rudroff Myernick Pollihan R. Davis Liveric-1 L. Nanchoff G. Nanchoff (A. DiBernardo) Fowles Bandov	Feb. 3, 1979 vs. Soviet Union @ Seattle: 1-3 Mausser Rudroff McAlister Myernick Makowski R. Davis-1 Liveric (G. Nanchoff) T. Keough (A. DiBernardo) Etherington (Wit, Hulcer) Fowles Bandov	Sept. 20, 1978 vs. Portugal @ Benfica: 0-1 Mausser Droeg Makowski McAlister Myernick Ralovsky (Fowles) R. Davis Russell (Trost) Bandov Liveric (Etherington) L. Nanchoff	Sept. 6, 1978 vs. Switzerland @ Lucerne: 0-2 Mausser Fowles Pecher Myernick Pollihan R. Davis Liveric (G. Nanchoff) Trost Etherington (L. Nanchoff) Villa Bandov
Sept. 3, 1978 vs. Iceland @ Reykjavik: 0-0 Mausser Fowles Pecher Myernick Pollihan R. Davis Liveric (G. Nanchoff) Trost (Ralovsky) Etherington Villa Bandov	Oct. 16, 1977 vs. China @ San Francisco: 2-1 Mayer Droeg D'Errico Myernick Pollihan R. Davis Ralovsky (Pereira) Trost (Donlic) G. Nanchoff-1 Villa-1 (Fowles) Bandov	Oct. 10, 1977 vs. China @ Atlanta: 1-0 Mausser (Mayer) Droeg D'Errico Formoso Pollihan R. Davis (Pereira-1) Mihailovich (Ralovsky) Flater (Donlic) G. Nanchoff (Villa) Fowles Bandov	Oct. 6, 1977 vs. China @ Washington, D.C.: 1-1 Mausser (Mausser) Droeg D'Errico Formoso (Bellinger) Ralovsky (Pollihan) R. Davis (Pereira) Etherington (Mihailovich) Flater (G. Nanchoff) Donic (Villa-1) Fowles Bandov	Sept. 30, 1977 vs. El Salvador @ Los Angeles: 0-0 Mausser Droeg D'Errico Myernick Ralovsky R. Davis Pereira Flater (G. Nanchoff) Donic (Villa) Fowles Bandov	Sept. 27, 1977 vs. Mexico @ Monterrey: 0-3 Mayer Lopez (Droeg) D'Errico Pecher Pollihan R. Davis Ralovsky (Mihailovich) Flater Donic (Villa) Fowles Bandov
Sept. 25, 1977 vs. Guatemala @ Guatemala City: 0-2 Mausser Myernick D'Errico McAlister Ralovsky Pollihan R. Davis Fowles (Mihailovich) Flater (Donic) Villa (G. Nanchoff) Etherington Bandov	Sept. 18, 1977 vs. Guatemala @ Guatemala City: 1-3 Mausser Droeg D'Errico McAlister (Bellinger-1) Pollihan R. Davis (Pereira) Mihailovich (Fowles) Flater (Ralovsky) Villa F. Nanchoff Bandov	Sept. 15, 1977 vs. El Salvador @ San Salvador: 2-1 Mayer Myernick D'Errico (McAlister) Pecher (Bellinger) Pollihan R. Davis-1 Ralovsky (Pereira) Flater (Villa-1) Donic Etherington (Fowles) Bandov	Dec. 22, 1976 vs. Canada * @ Port-au-Prince, Haiti: 0-3 Mausser B. Smith Pecher Skotarek Pollihan Grgurev (Formoso) Ralovsky Flater Trost (Counce) Vee Bandov	Nov. 14, 1976 vs. Haiti @ Port-au-Prince, Haiti: 0-0 Mausser Formoso D'Errico Skotarek Pollihan Dani Ralovsky Flater Rys Counce Bandov	Nov. 12, 1976 vs. Haiti @ Port-au-Prince, Haiti: 0-0 Mayer B. Smith D'Errico Skotarek Pollihan Dani Bick Trost Grgurev Counce Bandov
Nov. 10, 1976 vs. Haiti @ Port-au-Prince, Haiti: 0-0 Mausser B. Smith Formoso Skotarek Wit D'Errico Rys Ralovsky Grgurev Flater Bandov	Oct. 20, 1976 vs. Canada * @ Seattle, Wash.: 2-0 Mausser B. Smith Pecher Skotarek Pollihan D'Errico Rys-1 (Flater) Trost Grgurev Vee-1 Bandov	Oct. 15, 1976 vs. Mexico * @ Puebla: 0-3 Mausser B. Smith Pecher Skotarek Formoso D'Errico Wit (Ralovsky) Trost Flater (Grgurev) Vee Bandov	Oct. 3, 1976 vs. Mexico * @ Los Angeles: 0-0 Mausser D'Errico Cohen (Formoso) Skotarek Pollihan Bick (Ralovsky) Wit Flater Grgurev Bandov	Sept. 24, 1976 vs. Canada * @ Vancouver: 1-1 Mausser D'Errico B. Smith Pecher Pollihan J. Mason Skotarek Trost Flater Grgurev Bandov-1	Aug. 25, 1975 vs. Mexico @ Mexico City: 0-2 Rigby Domingues A. Maca (Robostoff) C. McCully (Straub) P. Chandler Fink Skotarek (P. Garcia) J. Moore H. McCully Liotart E. Kelly
Aug. 21, 1975 vs. Argentina @ Mexico City: 0-6 Mausser P. Garcia Straub A. Maca Domingues Hall (J. Moore) E. Kelly C. McCully P. Chandler Liotart (Fink) Robostoff	Aug. 19, 1975 vs. Costa Rica @ Mexico City: 1-3 Mausser Roth (Domingues) Straub Skotarek P. Chandler Liotart Scott C. McCully H. McCully-1 Robostoff	June 24, 1975 vs. Poland @ Seattle, Wash.: 0-4 Mausser Domingues A. Maca Pires B. Smith Liotart (D'Errico) Roth C. McCully Flater Garbor (Logush) Wark (Welsh)	March 26, 1975 vs. Poland @ Poznan: 0-7 Ivanow B. Smith Demling (Hamlyn) Matteson Roth D'Errico (Rote) Robostoff Vaninger (P. McBride) Counce Scurti Barto	Sept. 8, 1974 vs. Mexico @ Dallas, Texas: 0-1 Rigby B. Smith Demling (Barto) Matteson Roth D'Errico Trost Vaninger (J. Moore) Counce Rote (Robostoff) Hernandez	Sept. 5, 1974 vs. Mexico @ Monterrey: 1-3 Ivanow Barto (Rymarczuk) A. Maca Roth B. Smith Trost Matteson (Coskunian) Robostoff Vaninger-1 Hernandez (J. Moore)
Nov. 15, 1973 vs. Israel @ Beersheba: 0-2 Rigby (Arena) B. Smith G. Bradley Mahy Roth C. McCully Rymarczuk Barto Roy Ziaja Seiga	Nov. 13, 1973 vs. Israel @ Tel-Aviv: 1-3 Rigby B. Smith (Grgurev) Ziaja Mahy Roth C. McCully Rymarczuk Barto Roy-1 Fink Siega	Nov. 5, 1973 vs. Haiti @ Port-au-Prince: 0-1 Winter B. Smith Hall Mahy (Ziaja) Roth C. McCully O'Neill Barto Roy (Grgurev) Rymarczuk Siega	Nov. 3, 1973 vs. Mexico @ Port-au-Prince: 0-1 Rigby B. Smith Barto (Getzinger) Mahy Roth Hall Fink O'Neill Roy C. McCully Siega (Grgurev)	Oct. 16, 1973 vs. Bermuda @ Puebla: 0-2 Ivanow B. Smith (R. Turner) A. Maca C. McCully Roth Hall Barto (Rymarczuk) Geimer (Fink) Roy Rote Siega	Sept. 9, 1973 vs. Bermuda @ Hartford, Conn.: 1-0 Ivanow Barto (Rymarczuk) A. Maca Roth B. Smith Trost C. McCully Fink Brewster-1 Rote Siega

61 USMNT HISTORY

March 17, 1973
vs. Bermuda
@ Hamilton: 0-4
Winter (Ivanow)
Mata
Kovacs (Barto)
Best (J. Moore)
Coskunan (Renshaw)
Roth
Frank
Metidieri
McMillan
Siega
Stritzl

April 20, 1969
vs. Haiti *
@ Port-au-Prince: 0-2
Banach
Krat
F. Cameron
Bachmeier
Mata
E. Murphy
Albrecht
P. Millar
Bayardo-Abaunza (P. McBride)
Roy
Stritzl

Oct. 20, 1968
vs. Haiti (OG)
@ Port-au-Prince: 6-3
Feher (Gerley)
Gentile (Hausemann)
Clear
Bachmeier
E. Murphy
Krat
Albrecht-1
P. Millar-3
Roy-1
Baker
Stritzl

March 12, 1965
vs. Mexico *
@ Mexico City: 0-2
Gerley
Cziotka
Resznecki
Kreiger
Kehoe
Bachmeier
Ely
Bicek
Zerhusen
F. Cameron
Roy

May 28, 1959
England
Los Angeles: 1-8
Ottobini
Farquhar
Cinowitz
Bachmeier
Be. Evans
Traina
E. Murphy-1
F. Cameron
Zerhusen
Looby
Carson

Aug. 25, 1955
vs. Iceland
@ Reykjavik: 2-3
Malinowski
H. Keough
Wecke
Marina
R. Decker
W. Bahr
Monsen
Nash
McLaughlin
Looby-2
E. Murphy

July 16, 1952
vs. Italy ++
@ Tampere, Finland: 0-8
Burkhardt
H. Keough
Sheppell
Colombo
McHugh
Monsen
J. Souza
Surrock
Mendoza
Cook

ALL-TIME RESULTS AND LINEUPS

April 30, 1952 vs. Scotland @ Glasgow: 0-6 Borghi H. Keough J. Connell Shepell Colombo W. Bahr Monsen E. Souza McLaughlin J. Souza Roberts	July 2, 1950 vs. Chile ** @ Recife, Brazil: 2-5 Borghi H. Keough J. Maca-1 McIlvenny Colombo W. Bahr F. Wallace-1 Pariani Gaetjens J. Souza E. Souza	June 29, 1950 vs. England ** @ Belo Horizonte, Brazil: 1-0 Borghi H. Keough J. Maca-1 McIlvenny Colombo W. Bahr F. Wallace Pariani Gaetjens-1 J. Souza E. Souza	June 25, 1950 vs. Spain ** @ Curitiba, Brazil: 1-3 Borghi H. Keough J. Maca-1 McIlvenny Colombo W. Bahr F. Wallace J. Souza Gaetjens Pariani-1 Wolanin	Sept. 21, 1949 vs. Cuba * @ Mexico City: 5-2 Borghi H. Keough M. Martin Shepell Colombo W. Bahr-1 F. Wallace-1 Hynes Matevich-2 McLaughlin J. Souza-1	Sept. 18, 1949 vs. Mexico * @ Mexico City: 2-6 Borghi H. Keough M. Martin Shepell Colombo W. Bahr F. Wallace Hynes Wattman-1 J. Souza-1 McLaughlin
Sept. 14, 1949 vs. Cuba * @ Mexico City: 1-1 Borghi H. Keough Colombo W. Bahr Shepell M. Martin F. Wallace-1 Hynes Matevich J. Souza McLaughlin	Sept. 4, 1949 vs. Mexico * @ Mexico City: 0-6 Borghi Wattman M. Martin Shepell Colombo W. Bahr F. Wallace Hynes Matevich J. Souza McLaughlin	June 19, 1949 vs. Scotland @ Randall's Is., N.Y.: 0-4 Olaff Yacopec M. Martin Shepell Colombo Whafford (Matevich) W. Bahr Graesser O'Connell J. Souza Muniz	Aug. 11, 1948 vs. Northern Ireland @ Belfast: 0-5 Strimel Rego Costa Annis Jo. Ferreira M. Martin (Colombo) W. Bahr Beckman Pariani (Grivnow) Bertani McLaughlin J. Souza	Aug. 6, 1948 vs. Norway @ Oslo: 0-11 Strimel Rego Costa Jo. Ferreira Colombo W. Bahr Beckman Bertani McLaughlin J. Souza	Aug. 2, 1948 vs. Italy ++ @ London: 0-9 Strimel Rego M. Martin Colombo Jo. Ferreira W. Bahr Beckman J. Souza Bertani McLaughlin E. Souza
July 20, 1947 vs. Cuba % @ Havana: 2-5 Romanowicz M. Martin Machado Rego Costa Michaels Braga Moniz E. Souza-1 Valentine-1 J. Souza Travis	July 13, 1947 vs. Mexico % @ Havana: 0-5 Romanowicz Machado M. Martin Rego Costa Jo. Ferreira Moniz E. Souza Valentine J. Souza Travis	Sept. 26, 1937 vs. Mexico @ Mexico City: 1-5 Voltz Hamilton Ferrans Michaels Rodrigues Dubieny McEwan Nemchik Rae-1 Martinelli McAlees	Sept. 19, 1937 vs. Mexico @ Mexico City: 3-7 Voltz Hamilton Ferrans Michaels (Currie) Rodrigues Dubieny Nemchik-1 Ruddy Rae-1 Martinelli McEwan-1	Sept. 12, 1937 vs. Mexico @ Mexico City: 2-7 Voltz Margenson Ferrans Currie Martinelli Dubieny Nemchik Ruddy Rae-1 McEwan-1 McAlees	Aug. 3, 1936 vs. Italy ++ @ Berlin, Germany: 0-1 Bartkus Greinert Zbilowski Crockett Pietras Altemose Gajda Nemchik Lutkeffeder Fiedler Ryan
May 27, 1934 vs. Italy ** @ Rome: 1-7 Hjulian Moorhouse Pietras Czerkiewicz Gonsalves Florie Ryan Nilsen Donelli-1 Dick McLean	May 24, 1934 vs. Mexico * @ Rome: 4-2 Hjulian Moorhouse Lehman Czerkiewicz Gonsalves Pietras Gallagher Nilsen Florie Donelli-4 McLean	Aug. 17, 1930 vs. Brazil @ Rio de Janeiro: 3-4 Douglas A. Wood Moorhouse Gallagher Gonsalves-1 Slone J. Brown Auld Patenaude-2 Bookie Florie	July 26, 1930 vs. Argentina ** @ Montevideo, Uru.: 1-6 Douglas A. Wood Moorhouse Gallagher Tracey Auld J. Brown-1 Gonsalves Patenaude Florie McGhee	July 17, 1930 vs. Paraguay ** @ Montevideo, Uru.: 3-0 Douglas A. Wood Moorhouse Gallagher Tracey Auld J. Brown Gonsalves Patenaude-3 Florie McGhee	July 13, 1930 vs. Belgium ** @ Montevideo, Uru.: 3-0 Douglas A. Wood Moorhouse Gallagher Tracey J. Brown Gonsalves Florie-1 Patenaude-1 Auld McGhee-1
June 10, 1928 vs. Poland @ Warsaw: 3-3 A. Cooper Duffy H. Smith Ryan-1 Lyons Allen Findlay Deal Kuntner-1 H. Carroll Gallagher-1	May 30, 1928 vs. Argentina ++ @ Amsterdam: 2-11 A. Cooper Duffy H. Smith Ryan Lyons Aitken Findlay Deal Kuntner-1 H. Carroll-1 Gallagher	Nov. 6, 1926 vs. Canada @ Brooklyn, N.Y.: 6-1 F. Kerr J. Marshall-1 Wilson B. Morris Carniham Moorhouse Burness E. Smith D. Brown-2 Auld-2 Florie-1	Nov. 8, 1925 vs. Canada @ Brooklyn, N.Y.: 6-1 Steel D. Robertson Wilson J. Kelly Carniham Herd D. Brown-2 McGuire A. Stark-4 B. Millar Goldie	June 27, 1925 vs. Canada @ Montreal: 0-1 Douglas I. Davis Ferguson T. Stark McFarlane Meyerdieks D. Brown Battles A. Stark B. Millar Florie	June 16, 1924 vs. Ireland @ Dublin: 1-3 Douglas Mulholland Rudd Demko Hornberger O'Connor I. Davis H. Wells Straden Rhody-1 Hart
June 10, 1924 vs. Poland (OG) @ Warsaw: 3-2 Douglas Mulholland O'Connor Demko Hornberger C. Johnson I. Davis H. Wells Straden-2 F. B. Jones Hart	May 29, 1924 vs. Uruguay ++ @ Paris: 0-3 Douglas I. Davis Ruddy C. Johnson Hornberger F. B. Jones Findlay H. Wells Straden Farrell Dalrymple	May 25, 1924 vs. Estonia ++ @ Paris: 1-0 Douglas I. Davis Ruddy F. B. Jones Hornberger O'Connor Findlay Brix Straden-1 Farrell Dalrymple	Sept. 3, 1916 vs. Norway @ Oslo: 1-1 Tintle J. Robertson C. Spalding T. Murray N. Clarke C. Smith Diedrichsen Swords Hemingsley Ellis-1 H. Cooper	Aug. 20, 1916 vs. Sweden @ Stockholm: 3-2 Tintle J. Robertson C. Spalding-1 T. Murray N. Clarke C. Smith Ford Swords Hemingsley Ellis-1 H. Cooper-1	

U.S. Men's National Team All-Time Head Coaches

Years	Coach	W-L-T	Pct.
1916	Tom Cahill	1-0-1	.750
1924	George Burford	2-2-0	.500
1925-1926	Nat Agar	2-1-0	.667
1928	George Burford	0-1-1	.025
1930	Robert Millar	2-2-0	.500
1934	David Gould	1-1-0	.500
1936	Elmer Schroeder	0-1-0	.000
1937	Bill Lloyd	0-3-0	.000
1947	Andrew M. Brown	0-2-0	.000
1948-1949	Walter Giesler	1-6-1	.188
1950	William Jeffrey	1-2-0	.333
1952	John Wood	0-2-0	.000
1953-1955	Erno Schwartz	2-4-0	.333
1956	John Mills	0-1-0	.000
1957	George Meyer	0-4-0	.000
1959-1961	Jim Reed	0-3-1	.125
1964	John Herberger	0-1-0	.000
1965	George Meyer	1-1-2	.500
1968	Phil Woosnam	4-4-1	.500
1969	Gordon Jago	0-2-0	.000
1971-1972	Bob Kehoe	0-3-1	.125
1973	Max Wosniak	0-2-0	.000
1973	Eugene Chyzowych	3-2-0	.600
1973	Gordon Bradley	0-5-0	.000

Years	Coach	W-L-T	Pct.
1974	Dettmar Cramer	0-2-0	.000
1975	Al Miller	0-2-0	.000
1975	Manfred Schellscheidt	0-3-0	.000
1976-1980	Walter Chyzowych	8-14-10	.406
1982	Bob Gansler	1-0-0	1.000
1983-1985	Alkis Panagoulis	6-5-7	.527
1986-1988	Lothar Osiander	4-9-5	.361
1989-1991	Bob Gansler	14-16-6	.472
1991	John Kowalski	1-0-1	.750
1991-1995	Bora Milutinovic	30-35-31	.474
1995-1998	Steve Sampson	26-22-14	.532
1998-2006	Bruce Arena	71-30-29	.658
2007-2011	Bob Bradley	43-25-12	.612
2011-2016	Jürgen Klinsmann	55-27-16	.642
2017	Bruce Arena	10-2-6	.722
2017-2018	Dave Sarachan	3-5-4	.417
2019-2022	Gregg Berhalter	37-11-12	.717
2023	Anthony Hudson	2-1-2	.600
2023	B.J. Callaghan	4-0-3	.786
2023-2024	Gregg Berhalter	7-6-1	.536
2024	Mikey Varas	0-1-1	.250
2024	Mauricio Pochettino	3-1-0	.750

ALL-TIME TOTALS	345-272-168	.547
------------------------	--------------------	-------------

Coaching Wins Leaders

Coach	Wins/Games	Era
1. Arena, Bruce	81/148	1998-06, 2017
2. Klinsmann, Jürgen	55/98	2011-16
3. Berhalter, Gregg	44/74	2019-22, 2023-24
4. Bradley, Bob	43/80	2007-11
5. Milutinovic, Bora	30/96	1991-95
6. Sampson, Steve	26/62	1995-98
7. Gansler, Bob	15/37	1989-91

Coaching Winning Percentage Leaders

(minimum 20 games)

Coach	Win Pct.	W-L-D
1. Berhalter, Gregg	.682	44-17-13
2. Arena, Bruce	.666	81-32-35
3. Klinsmann, Jürgen	.643	55-27-16
4. Bradley, Bob	.613	43-25-12
5. Sampson, Steve	.532	26-22-14
6. Gansler, Bob	.486	15-16-6
7. Milutinovic, Bora	.474	30-35-41

Coaching Wins in Official Competition

Coach	Wins	GP
1. Arena, Bruce	47	83
2. Bradley, Bradley	30	48
3. Berhalter, Gregg	29	45
4. Klinsmann, Jürgen	28	47
5. Sampson, Steve	16	33
6. Milutinovic, Bora	10	19

Coaching Winning Percentage in Official Competition

(minimum 10 games)

Coach	Win Pct.	W-L-D
1. Berhalter, Gregg	.722	29-9-7
2. Arena, Bruce	.681	47-17-19
3. Bradley, Bob	.677	30-13-5
4. Klinsmann, Jürgen	.660	28-13-6
5. Milutinovic, Bora	.605	19-10-6
6. Sampson, Steve	.591	16-10-7
7. Gansler, Bob	.500	4-4-3

Most Debut by Coach

Coach	Debuts/GP	Era
1. Arena, Bruce	89/148	1998-06, 2017
2. Berhalter, Gregg	71/74	2019-22, 2023-24
3. Bob Bradley	60/80	2007-2011
4. Milutinovic, Bora	51/96	1991-95
5. Osiander, Lothar	51/18	1986-88
6. Klinsmann, Jürgen	50/98	2011-16
7. Chyzowych, Walter	44/32	1976-80

All-Time U.S. Men's National Team Head-to-Head Results

Antigua & Barbuda (2-0-0; GF 5, GA 2)

June 8, 2012	3-1	W *	Tampa, Fla.
Oct. 12, 2012	2-1	W *	North Sound, Antigua

Argentina (2-7-2; GF 9, GA 34)

May 30, 1928	2-11	L ++	Amsterdam, Holland
July 26, 1930	1-6	L **	Montevideo, Uruguay
Aug. 21, 1975	0-6	L	Mexico City, Mexico
May 19, 1991	0-1	L	Palo Alto, Calif.
July 14, 1995	3-0	W @	Paysandu, Uruguay
June 13, 1999	1-0	W	Washington, D.C.
Feb. 8, 2003	0-1	L	Miami, Fla.
June 28, 2007	1-4	L @	Maracaibo, Venezuela
June 8, 2008	0-0	T	East Rutherford, N.J.
March 26, 2011	1-1	T	East Rutherford, N.J.
June 21, 2016	0-4	L @	Houston, Texas

Armenia (1-0-0; GF 1, GA 0)

May 15, 1994	1-0	W	Fullerton, Calif.
--------------	-----	---	-------------------

Australia (1-1-1; GF 3, GA 2)

June 13, 1992	0-1	L	Orlando, Fla.
Nov. 6, 1998	0-0	T	San Jose, Calif.
June 5, 2010	3-1	W	Rooedeport, South Africa

Austria (1-2-0; GF 4, GA 3)

June 19, 1990	1-2	L **	Florence, Italy
April 22, 1998	3-0	W	Vienna, Austria
Nov. 19, 2013	0-1	L	Vienna, Austria

Azerbaijan (1-0-0; GF 2, GA 0)

May 27, 2014	1-0	W	San Francisco, Calif.
--------------	-----	---	-----------------------

Barbados (4-0-0; GF 20, GA 0)

Aug. 16, 2000	7-0	W *	Foxborough, Mass.
Nov. 15, 2000	4-0	W *	Waterford, Barbados
June 15, 2008	8-0	W *	Carson, Calif.
June 22, 2008	1-0	W *	Bridgetown, Barbados

Belgium (1-5-0; GF 6, GA 10)

July 13, 1930	3-0	W **	Montevideo, Uruguay
April 22, 1995	0-1	L	Brussels, Belgium
Feb. 25, 1998	0-2	L	Brussels, Belgium
Sept. 6, 2011	0-1	L	Brussels, Belgium
May 29, 2013	2-4	L	Cleveland, Ohio
July 1, 2014	1-2	L **	Salvador, Brazil

Belize (1-0-0; GF 6, GA 1)

July 9, 2013	6-1	W ^	Portland, Ore.
--------------	-----	-----	----------------

Bermuda (6-2-0; GF 15, GA 9)

Nov. 2, 1968	6-2	W *	Kansas City, Mo.
Nov. 10, 1968	2-0	W *	Hamilton, Bermuda
March 17, 1973	0-4	L	Hamilton, Bermuda
Sept. 9, 1973	1-0	W	Hartford, Conn.
Oct. 7, 1979	3-1	W	Hamilton, Bermuda
Nov. 14, 1989	2-1	W	Cocoa Beach, Fla.
Feb. 13, 1990	1-0	W	Hamilton, Bermuda
Feb. 21, 1991	0-1	L	Hamilton, Bermuda

Bolivia (3-2-4; GF 12, GA 6)

May 23, 1993	0-0	T	Fullerton, Calif.
Feb. 18, 1994	1-1	T	Miami, Fla.
March 26, 1994	2-2	T	Dallas, Texas
July 11, 1995	0-1	L @	Paysandu, Uruguay
June 12, 1996	0-2	L	Washington, D.C.
Jan. 24, 1999	0-0	T	Santa Cruz, Bolivia
May 28, 2016	4-0	W	Kansas City, Kan.
May 28, 2018	3-0	W	Chester, Pa.
June 27, 2024	2-0	W @	Arlington, Texas

Bosnia-Herzegovina (2-0-1; GF 5, GA 3)

Aug. 14, 2013	4-3	W	Sarajevo, Bosnia-Herzegovina
Jan. 28, 2018	0-0	T	Carson, Calif.
Dec. 18, 2018	1-0	W	Carson, Calif.

Brazil (1-18-1; GF 13, GA 42)

Aug. 17, 1930	3-4	L	Rio de Janeiro, Brazil
Feb. 26, 1992	0-3	L	Fortaleza, Brazil
Aug. 2, 1992	0-1	L	Los Angeles, Calif.
June 6, 1993	0-2	L	New Haven, Conn.
July 4, 1994	0-1	L **	Palo Alto, Calif.
July 20, 1995	0-1	L @	Maldonado, Uruguay
Jan. 18, 1996	0-1	L ^	Los Angeles, Calif.
Feb. 10, 1998	1-0	W ^	Los Angeles, Calif.
July 28, 1999	0-1	L #	Guadalajara, Mexico
March 3, 2001	1-2	L	Pasadena, Calif.
June 21, 2003	0-1	L #	Lyon, France
July 23, 2003	1-2	L (ot) ^	Miami, Fla.
Sept. 9, 2007	2-4	L	Chicago, Ill.
June 18, 2009	0-3	L #	Pretoria, South Africa
June 28, 2009	2-3	L #	Johannesburg, South Africa
Aug. 10, 2010	0-2	L	East Rutherford, N.J.
May 30, 2012	1-4	L	Landover, Md.
Sept. 8, 2015	1-4	L	Foxborough, Mass.
Sept. 7, 2018	0-2	L	East Rutherford, N.J.
June 12, 2024	1-1	T	Orlando, Fla.

Cameroon (0-0-1; GF 0, GA 0)

June 23, 2003	0-0	T #	Lyon, France
---------------	-----	-----	--------------

Canada (17-11-13; GF 63, GA 43)

June 27, 1925	0-1	L	Montreal, Canada
Nov. 8, 1925	6-1	W	Brooklyn, N.Y.
Nov. 6, 1926	6-2	W	Brooklyn, N.Y.
June 22, 1957	1-5	L *	Toronto, Canada
July 6, 1957	2-3	L *	St. Louis, Mo.
Oct. 17, 1968	2-4	L *	Toronto, Canada
Oct. 27, 1968	1-0	W *	Atlanta, Ga.
Aug. 20, 1972	2-3	L *	St. John's, Canada
Aug. 29, 1972	2-2	T *	Baltimore, Md.
Aug. 5, 1973	2-0	W	Windsor, Canada
Sept. 24, 1976	1-1	T *	Vancouver, Canada
Oct. 20, 1976	2-0	W *	Seattle, Wash.
Dec. 22, 1976	0-3	L *	Port-au-Prince, Haiti
Oct. 25, 1980	0-0	T *	Ft. Lauderdale, Fla.
Nov. 1, 1980	1-2	L *	Vancouver, Canada
April 2, 1985	0-2	L	Vancouver, Canada
April 4, 1985	1-1	T	Portland, Ore.
Feb. 5, 1986	0-0	T	Miami, Fla.
March 16, 1991	2-0	W	Los Angeles, Calif.
Sept. 3, 1992	2-0	W	St. John's, Canada
Oct. 9, 1992	0-0	T	Greensboro, N.C.
March 3, 1993	2-2	T	Costa Mesa, Calif.
March 16, 1997	3-0	W *	Palo Alto, Calif.
Nov. 9, 1997	3-0	W *	Vancouver, Canada
Jan. 30, 2002	0-0	T ^	Pasadena, Calif. (4-2 pk)
Jan. 18, 2003	4-0	W	Ft. Lauderdale, Fla.
July 9, 2005	2-0	W ^	Seattle, Wash.
Jan. 22, 2006	0-0	T	San Diego, Calif.
June 21, 2007	2-1	W ^	Chicago, Ill.
June 7, 2011	2-0	W ^	Detroit, Mich.
June 3, 2012	0-0	T	Toronto, Canada
Jan. 29, 2013	0-0	T	Houston, Texas
Feb. 5, 2016	1-0	W	Carson, Calif.
Oct. 15, 2019	0-2	L &	Toronto, Canada
Nov. 15, 2019	4-1	W &	Orlando, Fla.
July 18, 2021	1-0	W ^	Kansas City, Kan.
Sept. 5, 2021	1-1	T *	Nashville, Tenn.
Jan. 30, 2022	0-2	L *	Hamilton, Canada
June 18, 2023	2-0	W &	Las Vegas, Nev.
July 9, 2023	2-2	T *	Cincinnati, Ohio (3-2 pk)
Sept. 7, 2024	1-2	L	Kansas City, Kan.

Cayman Islands (1-0-0; GF 8, GA 1)

Nov. 14, 1993 8-1 W Mission Viejo, Calif.

Chile (3-5-3; GF 14, GA 22)

July 2, 1950 2-5 L ** Recife, Brazil
 June 1, 1988 1-1 T Stockton, Calif.
 June 3, 1988 1-3 L San Diego, Calif.
 June 5, 1988 0-3 L Fresno, Calif.
 April 30, 1994 0-2 L Albuquerque, N.M.
 July 8, 1995 2-1 W @ Paysandu, Uruguay
 Feb. 21, 1999 2-1 W Ft. Lauderdale, Fla.
 Jan. 29, 2000 2-1 W Coquimbo, Chile
 Jan. 22, 2011 1-1 T Carson, Calif.
 Jan. 28, 2015 2-3 L Rancagua, Chile
 March 26, 2019 1-1 T Houston, Texas

China PR (5-1-2; GF 17, GA 7)

Oct. 6, 1977 1-1 T Washington, D.C.
 Oct. 10, 1977 1-0 W Atlanta, Ga.
 Oct. 16, 1977 2-1 W San Francisco, Calif.
 April 4, 1992 5-0 W Palo Alto, Calif.
 Jan. 29, 1997 1-2 L Kunming, China
 Feb. 1, 1997 1-1 T Guangzhou, China
 Jan. 27, 2001 2-1 W Oakland, Calif.
 June 2, 2007 4-1 W San Jose, Calif.

Colombia (3-14-5; GF 15, GA 33)

Feb. 5, 1961 0-2 L Bogota, Colombia
 Oct. 11, 1984 1-0 W Los Angeles, Calif.
 May 14, 1988 0-2 L Miami, Fla.
 June 24, 1989 0-1 L Miami, Fla.
 Feb. 4, 1990 1-1 T Miami, Fla. (8-9 pk)
 April 22, 1990 0-1 L Miami, Fla.
 July 31, 1992 0-1 L Los Angeles, Calif.
 May 8, 1993 1-2 L Miami, Fla.
 June 22, 1994 2-1 W ** Pasadena, Calif.
 June 25, 1995 0-0 T Piscataway, N.J.
 July 22, 1995 1-4 L @ Maldonado, Uruguay
 Feb. 19, 2000 2-2 T ^ Miami, Fla. (1-2 pk)
 Feb. 3, 2001 0-1 L Miami, Fla.
 March 9, 2005 3-0 W Fullerton, Calif.
 July 5, 2007 0-1 L @ Barquisimeto, Venezuela
 Oct. 12, 2010 0-0 T Chester, Pa.
 Nov. 14, 2014 1-2 L London, England
 June 3, 2016 0-2 L @ Santa Clara, Calif.
 June 25, 2016 0-1 L @ Glendale, Ariz.
 Oct. 11, 2018 2-4 L Tampa, Fla.
 Jan. 28, 2023 0-0 T Carson, Calif.
 June 8, 2024 1-5 L Landover, Md.

Commonwealth**of Independent States (1-1-0; GF 2, GA 2)**

Jan. 25, 1992 0-1 L Miami, Fla.
 Feb. 2, 1992 2-1 W Detroit, Mich.

Costa Rica (19-17-6; GF 49, GA 48)

Aug. 19, 1975 1-3 L Mexico City, Mexico
 May 26, 1985 1-1 T * Alajuela, Costa Rica
 May 31, 1985 0-1 L * Torrance, Calif.
 June 14, 1988 1-0 W San Antonio, Texas
 April 16, 1989 0-1 L * San Jose, Costa Rica
 April 30, 1989 1-0 W * St. Louis, Mo.
 Feb. 2, 1990 0-2 L Miami, Fla.
 July 3, 1991 3-2 W ^ Los Angeles, Calif.
 Nov. 24, 1991 1-1 T Dallas, Texas
 Feb. 12, 1992 0-0 T San Jose, Costa Rica
 July 21, 1993 1-0 W (ot) ^ Dallas, Texas
 May 28, 1995 1-2 L Tampa, Fla.
 Dec. 1, 1996 1-2 L * San Jose, Costa Rica
 Dec. 14, 1996 2-1 W * Palo Alto, Calif.
 March 23, 1997 2-3 L * San Jose, Costa Rica
 Sept. 7, 1997 1-0 W * Portland, Ore.
 Feb. 7, 1998 2-1 W ^ Oakland, Calif.
 July 23, 2000 1-2 L * San Jose, Costa Rica

Oct. 11, 2000 0-0 T * Columbus, Ohio
 April 25, 2001 1-0 W * Kansas City, Mo.
 Sept. 5, 2001 0-2 L * San Jose, Costa Rica
 Feb. 2, 2002 2-0 W ^ Pasadena, Calif.
 July 26, 2003 3-2 W ^ Miami, Fla.
 June 4, 2005 3-0 W * Salt Lake City, Utah
 July 12, 2005 0-0 T ^ Foxborough, Mass.
 Oct. 8, 2005 0-3 L * San Jose, Costa Rica
 June 3, 2009 1-3 L * San Jose, Costa Rica
 Oct. 14, 2009 2-2 T Washington, D.C.
 Sept. 2, 2011 0-1 L Carson, Calif.
 March 22, 2013 1-0 W * Commerce City, Colo.
 July 16, 2013 1-0 W ^ East Hartford, Conn.
 Sep. 6, 2013 1-3 L * San Jose, Costa Rica
 Oct. 13, 2015 0-1 L Harrison, N.J.
 June 7, 2016 4-0 W @ Chicago, Ill.
 Nov. 15, 2016 0-4 L * San Jose, Costa Rica
 July 22, 2017 2-0 W ^ Arlington, Texas
 Sept. 1, 2017 0-2 L * Harrison, N.J.
 Feb. 2, 2019 2-0 W San Jose, Calif.
 Feb. 1, 2020 1-0 W Carson, Calif.
 June 9, 2021 4-0 W Sandy, Utah
 Oct. 13, 2021 2-1 W * Columbus, Ohio
 March 30, 2022 0-2 L * San Jose, Costa Rica

Cuba (12-1-1; GF 51, GA 11)

July 20, 1947 2-5 L % Havana, Cuba
 Sept. 14, 1949 1-1 T * Mexico City, Mexico
 Sept. 21, 1949 5-2 W * Mexico City, Mexico
 Feb. 1, 1998 3-0 W ^ Oakland, Calif.
 Jan. 21, 2002 1-0 W ^ Pasadena, Calif.
 July 19, 2003 5-0 W ^ Foxborough, Mass.
 July 7, 2005 4-1 W ^ Seattle, Wash.
 Sept. 6, 2008 1-0 W * Havana, Cuba
 Oct. 11, 2008 6-1 W * Washington, D.C.
 July 13, 2013 4-1 W ^ Sandy, Utah
 July 18, 2015 6-0 W ^ Baltimore, Md.
 Oct. 7, 2016 2-0 W Havana, Cuba
 Oct. 11, 2019 7-0 W & Washington, D.C.
 Nov. 19, 2019 4-0 W & George Town, Cayman Islands

Curaçao (2-0-1; GF 5, GA 0)

Sept. 29, 1984 0-0 T * Curacao, Netherlands Antilles
 Oct. 6, 1984 4-0 W * St. Louis, Mo.
 June 30, 2019 1-0 W ^ Philadelphia, Pa.

Czechoslovakia (0-1-0; GF 1, GA 5)

June 10, 1990 1-5 L ** Florence, Italy
 Note: Czechoslovakia's history is officially recognized by both the Czechia and Slovakia.

Czechia (1-2-0; GF 3, GA 7)

June 12, 2006 0-3 L ** Gelsenkirchen, Germany
 May 25, 2010 2-4 L East Hartford, Conn.
 Sept. 3, 2014 1-0 W Prague, Czechia

Denmark (1-3-3; GF 10, GA 14)

Jan. 30, 1993 2-2 T Tempe, Ariz.
 Feb. 10, 1994 0-0 T Hong Kong (2-4 pk)
 Jan. 22, 1997 1-4 L Pasadena, Calif.
 Jan. 18, 2004 1-1 T Carson, Calif.
 Jan. 20, 2007 3-1 W Carson, Calif.
 Nov. 18, 2009 1-3 L Aarhus, Denmark
 March 25, 2015 2-3 L Aarhus, Denmark

East Germany (0-2-0; GF 3, GA 5)

March 28, 1990 2-3 L Berlin, East Germany
 July 28, 1990 1-2 L Milwaukee, Wis.

ALL-TIME HEAD-TO-HEAD RESULTS

Ecuador (5-5-5; GF 11, GA 12)

Nov. 30, 1984	0-0	T	Long Island, N.Y.
Dec. 2, 1984	2-2	T	Miami, Fla.
June 7, 1988	0-1	L	Albuquerque, N.M.
June 10, 1988	0-2	L	Houston, Texas
June 12, 1988	0-0	T	Ft. Worth, Texas
June 19, 1993	0-2	L @	Quito, Ecuador
Aug. 7, 1997	0-1	L	Baltimore, Md.
June 7, 2001	0-0	T	Columbus, Ohio
March 10, 2002	1-0	W	Birmingham, Ala.
March 25, 2007	3-1	W	Tampa, Fla.
Oct. 11, 2011	0-1	L	Harrison, N.J.
Oct. 10, 2014	1-1	T	Hartford, Conn.
May 25, 2016	1-0	W	Frisco, Texas
June 16, 2016	2-1	W @	Seattle, Wash.
March 21, 2019	1-0	W	Orlando, Fla.

Egypt (1-1-0; GF 4, GA 3)

June 8, 1987	1-3	L	Seoul, South Korea
June 21, 2009	3-0	W #	Rustenburg, South Africa

El Salvador (20-1-7; GF 63, GA 16)

Sept. 15, 1977	2-1	W	San Salvador, El Salvador
Sept. 30, 1977	0-0	T	Los Angeles, Calif.
Oct. 9, 1984	3-1	W	Los Angeles, Calif.
Sept. 17, 1989	1-0	W *	Tegucigalpa, Honduras
Nov. 5, 1989	0-0	T *	St. Louis, Mo.
Feb. 19, 1992	0-2	L	San Salvador, El Salvador
March 23, 1993	2-2	T	San Salvador, El Salvador
Dec. 5, 1993	7-0	W	Los Angeles, Calif.
Jan. 16, 1996	2-0	W ^	Anaheim, Calif.
Aug. 30, 1996	3-1	W	Los Angeles, Calif.
June 29, 1997	1-1	T *	San Salvador, El Salvador
Nov. 16, 1997	4-2	W *	Foxborough, Mass.
Jan. 27, 2002	4-0	W ^	Pasadena, Calif.
Nov. 17, 2002	2-0	W	Washington, D.C.
July 12, 2003	2-0	W ^	Foxborough, Mass.
Sept. 4, 2004	2-0	W *	Foxborough, Mass.
Oct. 10, 2004	2-0	W *	San Salvador, El Salvador
June 12, 2007	4-0	W ^	Foxborough, Mass.
March 28, 2009	2-2	T *	San Salvador, El Salvador
Sept. 5, 2009	2-1	W *	Sandy, Utah
Feb. 24, 2010	2-1	W	Tampa, Fla.
July 21, 2013	5-1	W ^	Baltimore, Md.
July 19, 2017	2-0	W ^	Philadelphia, Pa.
Dec. 9, 2020	6-0	W	Fort Lauderdale, Fla.
Sept. 2, 2021	0-0	T *	San Salvador, El Salvador
Jan. 27, 2022	1-0	W *	Columbus, Ohio
June 14, 2022	1-1	T &	San Salvador, El Salvador
March 27, 2023	1-0	W &	Orlando, Fla.

England (2-8-2; GF 9, GA 39)

June 29, 1950	1-0	W **	Belo Horizonte, Brazil
June 8, 1953	3-6	L	New York, N.Y.
May 28, 1959	1-8	L	Los Angeles, Calif.
May 27, 1964	0-10	L	New York, N.Y.
June 16, 1985	0-5	L	Los Angeles, Calif.
June 9, 1993	2-0	W	Foxborough, Mass.
Sept. 7, 1994	0-2	L	London, England
May 28, 2005	1-2	L	Chicago, Ill.
May 28, 2008	0-2	L	London, England
June 12, 2010	1-1	T **	Rustenburg, South Africa
Nov. 15, 2018	0-3	L	London, England
Nov. 25, 2022	0-0	T *	Al Khor, Qatar

Estonia (2-0-0; GF 5, GA 0)

May 25, 1924	1-0	W ++	Paris, France
May 7, 1994	4-0	W	Fullerton, Calif.

Finland (1-0-0; GF 2, GA 1)

March 10, 1990	2-1	W	Tampa, Fla.
----------------	-----	---	-------------

France (0-3-1; GF 1, GA 11)

May 2, 1979	0-6	L	East Rutherford, N.J.
Oct. 10, 1979	0-3	L	Paris, France
Nov. 11, 2011	0-1	L	Saint-Denis, France
June 9, 2018	1-1	T	Lyon, France

Germany (4-8-0; GF 18, GA 26)

June 13, 1993	3-4	L	Chicago, Ill.
Dec. 18, 1993	0-3	L	Palo Alto, Calif.
June 15, 1998	0-2	L **	Paris, France
Feb. 6, 1999	3-0	W	Jacksonville, Fla.
July 30, 1999	2-0	W #	Guadalajara, Mexico
March 27, 2002	2-4	L	Rostock, Germany
June 21, 2002	0-1	L **	Ulsan, Korea Republic
March 22, 2006	1-4	L	Dortmund, Germany
June 2, 2013	4-3	W	Washington, D.C.
June 26, 2014	0-1	L **	Recife, Brazil
June 10, 2015	2-1	W	Cologne, Germany
Oct. 14, 2023	1-3	L	East Hartford, Conn.

Ghana (3-2-0; GF 10, GA 6)

June 22, 2006	1-2	L **	Nuremberg, Germany
June 26, 2010	1-2	L ** (ot)	Rustenburg, South Africa
June 16, 2014	2-1	W **	Natal, Brazil
July 1, 2017	2-1	W	East Hartford, Conn.
Oct. 17, 2023	4-0	W	Nashville, Tenn.

Greece (0-0-1; GF 1, GA 1)

May 28, 1994	1-1	T	New Haven, Conn.
--------------	-----	---	------------------

Grenada (5-0-0; GF 22, GA 3)

June 13, 2004	3-0	W *	Columbus, Ohio
June 20, 2004	3-2	W *	St. George's, Grenada
July 4, 2009	4-0	W ^	Seattle, Wash.
June 10, 2022	5-0	W &	Austin, Texas
March 24, 2023	7-1	W &	St. George's Grenada

Guadeloupe (1-0-0; GF 1, GA 0)

June 14, 2011	1-0	W ^	Kansas City, Kan.
---------------	-----	-----	-------------------

Guatemala (16-5-6; GF 47, GA 19)

Sept. 18, 1977	1-3	L	Guatemala City, Guatemala
Sept. 25, 1977	0-2	L	Guatemala City, Guatemala
Oct. 14, 1984	0-4	L	Guatemala City, Guatemala
Jan. 10, 1988	0-1	L	Guatemala City, Guatemala
Jan. 13, 1988	1-0	W	Guatemala City, Guatemala
June 17, 1989	2-1	W *	New Britain, Conn.
Oct. 8, 1989	0-0	T *	Guatemala City, Guatemala
July 1, 1991	3-0	W ^	Pasadena, Calif.
Jan. 21, 1996	3-0	W ^	Los Angeles, Calif.
Nov. 3, 1996	2-0	W *	Washington, D.C.
Dec. 21, 1996	2-2	T *	San Salvador, El Salvador
March 11, 1999	3-1	W	Los Angeles, Calif.
July 16, 2000	1-1	T *	Mazatenango, Guatemala
Sept. 3, 2000	1-0	W *	Washington, D.C.
March 30, 2005	2-0	W *	Birmingham, Ala.
Sept. 7, 2005	0-0	T *	Guatemala City, Guatemala
Feb. 19, 2006	4-0	W	Frisco, Texas
March 28, 2007	0-0	T	Frisco, Texas
June 7, 2007	1-0	W ^	Carson, Calif.
Aug. 20, 2008	1-0	W *	Guatemala City, Guatemala
Nov. 19, 2008	2-0	W *	Commerce City, Colo.
June 12, 2012	1-1	T *	Guatemala City, Guatemala
Oct. 16, 2012	3-1	W *	Kansas City, Kan.
July 5, 2013	6-0	W	San Diego, Calif.
July 3, 2015	4-0	W	Nashville, Tenn.
March 25, 2016	0-2	L *	Guatemala City, Guatemala
March 29, 2016	4-0	W *	Columbus, Ohio

Guyana (1-0-0; GF 4, GA 0)

June 18, 2019	4-0	W ^	St. Paul, Minn.
---------------	-----	-----	-----------------

Haiti (7-6-5; GF 24, GA 19)

April 3, 1954	3-2	W *	Port-au-Prince, Haiti
April 4, 1954	3-0	W *	Port-au-Prince, Haiti
Oct. 20, 1968	6-3	W	Port-au-Prince, Haiti
Oct. 21, 1968	2-5	L	Port-au-Prince, Haiti
Oct. 23, 1968	0-1	L	Port-au-Prince, Haiti
April 20, 1969	0-2	L *	Port-au-Prince, Haiti
May 11, 1969	0-1	L *	San Diego, Calif.
Nov. 3, 1973	0-1	L	Port-au-Prince, Haiti
Nov. 5, 1973	0-1	L	Port-au-Prince, Haiti
Nov. 10, 1976	0-0	T	Port-au-Prince, Haiti
Nov. 12, 1976	0-0	T	Port-au-Prince, Haiti
Nov. 14, 1976	0-0	T	Port-au-Prince, Haiti
April 8, 1983	2-0	W	Port-au-Prince, Haiti
Feb. 12, 2000	3-0	W ^	Miami, Fla.
March 13, 2004	1-1	T	Miami, Fla.
July 11, 2009	2-2	T ^	Foxborough, Mass.
July 10, 2015	1-0	W ^	Foxborough, Mass.
July 11, 2021	1-0	W ^	Kansas City, Kan.

Honduras (19-4-5; GF 54, GA 24)

March 17, 1965	1-0	W *	San Pedro Sula, Honduras
March 21, 1965	1-1	T *	Tegucigalpa, Honduras
July 7, 1991	0-0	T ^	Los Angeles, Calif. (4-3 pk)
March 25, 1993	1-4	L	Tegucigalpa, Honduras
July 17, 1993	1-0	W ^	Dallas, Texas
Dec. 11, 1994	1-1	T	Fullerton, Calif.
March 28, 2001	2-1	W *	San Pedro Sula, Honduras
Sept. 1, 2001	2-3	L *	Washington, D.C.
March 2, 2002	4-0	W	Seattle, Wash.
June 2, 2004	4-0	W	Foxborough, Mass.
March 19, 2005	1-0	W	Albuquerque, N.M.
July 21, 2005	2-1	W ^	East Rutherford, N.J.
June 6, 2009	2-1	W	Chicago, Ill.
July 8, 2009	2-0	W ^	Washington, D.C.
July 23, 2009	2-0	W ^	Chicago, Ill.
Oct. 10, 2009	3-2	W *	San Pedro Sula, Honduras
Jan. 23, 2010	1-3	L	Carson, Calif.
Oct. 8, 2011	1-0	W	Miami, Fla.
Feb. 6, 2013	1-2	L *	San Pedro Sula, Honduras
June 18, 2013	1-0	W *	Sandy, Utah
July 24, 2013	3-1	W ^	Arlington, Texas
Oct. 14, 2014	1-1	T	Boca Raton, Fla.
July 7, 2015	2-1	W ^	Frisco, Texas
March 24, 2017	6-0	W *	San Jose, Calif.
Sept. 5, 2017	1-1	T *	San Pedro Sula, Honduras
June 3, 2021	1-0	W &	Denver, Colo.
Sept. 8, 2021	4-1	W *	San Pedro Sula, Honduras
Feb. 2, 2022	3-0	W *	St. Paul, Minn.

Hungary (1-1-1; GF 2, GA 2)

Oct. 26, 1979	2-0	W	Budapest, Hungary
March 20, 1990	0-2	L	Budapest, Hungary
March 10, 1993	0-0	T	Nagoya, Japan

Iceland (3-2-2; GF 12, GA 9)

Aug. 25, 1955	2-3	L	Reykjavik, Iceland
Sept. 3, 1978	0-0	T	Reykjavik, Iceland
April 8, 1990	4-1	W	St. Louis, Mo.
April 17, 1993	1-1	T	Costa Mesa, Calif.
Aug. 31, 1993	1-0	W	Reykjavik, Iceland
April 24, 1994	1-2	L	San Diego, Calif.
Jan. 31, 2016	3-2	W	Carson, Calif.

IR Iran (1-1-1; GF 3, GA 3)

June 21, 1998	1-2	L **	Lyon, France
Jan. 16, 2001	1-1	T	Pasadena, Calif.
Nov. 29, 2022	1-0	W **	Doha, Qatar

Ireland (2-6-2; GF 14, GA 22)

June 16, 1924	1-3	L	Dublin, Ireland
Oct. 29, 1979	2-3	L	Dublin, Ireland
June 1, 1991	1-1	T	Foxborough, Mass.
April 29, 1992	1-4	L	Dublin, Ireland
May 30, 1992	3-1	W	Washington D.C.
June 9, 1996	2-1	W	Foxborough, Mass.
June 6, 2000	1-1	T	Foxborough, Mass.
April 17, 2002	1-2	L	Dublin, Ireland
Nov. 18, 2014	1-4	L	Dublin, Ireland
June 2, 2018	1-2	L	Dublin, Ireland

Israel (1-3-1; GF 6, GA 13)

Sept. 15, 1968	3-3	T	New York, N.Y.
Sept. 25, 1968	0-4	L	Philadelphia, Pa.
Nov. 13, 1973	1-3	L	Tel-Aviv, Israel
Nov. 15, 1973	0-2	L	Beersheba, Israel
June 17, 1997	2-1	W	Jacksonville, Fla.

Italy (1-8-3; GF 5, GA 33)

May 27, 1934	1-7	L **	Rome, Italy
Aug. 3, 1936	0-1	L ++	Berlin, Germany
Aug. 2, 1948	0-9	L ++	London, England
July 16, 1952	0-8	L ++	Tampere, Finland
May 30, 1984	0-0	T	East Rutherford, N.J.
June 14, 1990	0-1	L **	Rome, Italy
June 6, 1992	1-1	T	Chicago, Ill.
Feb. 13, 2002	0-1	L	Catania, Italy
June 17, 2006	1-1	T **	Kaiserslautern, Germany
June 15, 2009	1-3	L #	Pretoria, South Africa
Feb. 29, 2012	1-0	W	Genoa, Italy
Nov. 20, 2018	0-1	L	Genk, Belgium

Ivory Coast (1-0-0; GF 5, GA 2)

Oct. 19, 1992	5-2	W #	Riyadh, Saudi Arabia
---------------	-----	-----	----------------------

Jamaica (22-3-10; GF 61, GA 24)

July 24, 1988	0-0	T *	Kingston, Jamaica
Aug. 13, 1988	5-1	W *	St. Louis, Mo.
Sept. 14, 1991	1-0	W	High Point, N.C.
July 10, 1993	1-0	W ^	Dallas, Texas
Nov. 7, 1993	1-0	W	Fullerton, Calif.
Nov. 22, 1994	3-0	W	Kingston, Jamaica
March 2, 1997	0-0	T *	Kingston, Jamaica
Oct. 3, 1997	1-1	T *	Washington, D.C.
Sept. 8, 1999	2-2	T	Kingston, Jamaica
June 16, 2001	0-0	T *	Kingston, Jamaica
Oct. 7, 2001	2-1	W *	Foxborough, Mass.
May 16, 2002	5-0	W	East Rutherford, N.J.
Feb. 12, 2003	2-1	W	Kingston, Jamaica
Aug. 18, 2004	1-1	T *	Kingston, Jamaica
Nov. 17, 2004	1-1	T *	Columbus, Ohio
July 16, 2005	3-1	W ^	Foxborough, Mass.
April 11, 2006	1-1	T	Cary, N.C.
June 19, 2011	2-0	W ^	Washington, D.C.
Sept. 7, 2012	1-2	L *	Kingston, Jamaica
Sept. 11, 2012	1-0	W *	Columbus, Ohio
June 7, 2013	2-1	W *	Kingston, Jamaica
Oct. 11, 2013	2-0	W *	Kansas City, Kan.
July 22, 2015	1-2	L ^	Atlanta, Ga.
Feb. 5, 2017	1-0	W	Chattanooga, Tenn.
July 26, 2017	2-1	W ^	Santa Clara, Calif.
June 5, 2019	0-1	L	Washington, D.C.
July 3, 2019	3-1	W ^	Nashville, Tenn.
March 25, 2021	4-1	W	Wiener Neustadt, Austria
July 25, 2021	1-0	W ^	Arlington, Texas
Oct. 7, 2021	2-0	W *	Austin, Texas
Nov. 16, 2021	1-1	T *	Kingston, Jamaica
June 24, 2023	1-1	T ^	Chicago, Ill.
March 21, 2024	3-1	W (ot) &	Arlington, Texas
Nov. 14, 2024	1-0	W &	Kingston, Jamaica
Nov. 18, 2024	4-2	W &	St. Louis, Mo.

ALL-TIME HEAD-TO-HEAD RESULTS

Japan (1-2-0; GF 4, GA 7)

March 14, 1993	1-3	L	Tokyo, Japan
Feb. 10, 2006	3-2	W	San Francisco, Calif.
Sept. 23, 2022	0-2	L	Düsseldorf, Germany

Korea DPR (0-1-0; GF 1, GA 2)

Oct. 19, 1991	1-2	L	Washington, D.C.
---------------	-----	---	------------------

Korea Republic (2-3-2; GF 7, GA 7)

June 12, 1987	0-1	L	Busan, Korea Republic
Aug. 13, 1989	1-2	L	Los Angeles, Calif.
March 12, 1994	1-1	T	Fullerton, Calif.
Dec. 9, 2001	0-1	L	Seogwipo, Korea Republic
Jan. 19, 2002	2-1	W ^	Pasadena, Calif.
June 10, 2002	1-1	T **	Daegu, Korea Republic
Feb. 1, 2014	2-0	W	Carson, Calif.

Kuwait (1-0-0; GF 2, GA 0)

May 24, 1998	2-0	W	Portland, Ore.
--------------	-----	---	----------------

Latvia (1-0-0; GF 1, GA 0)

May 28, 2006	1-0	W	East Hartford, Conn.
--------------	-----	---	----------------------

Liechtenstein (1-0-0; GF 4, GA 1)

May 30, 1990	4-1	W	S. Eschen-Mauren, Liech.
--------------	-----	---	--------------------------

Luxembourg (1-0-0; GF 2, GA 0)

Oct. 5, 1980	2-0	W	Dudelange, Luxembourg
--------------	-----	---	-----------------------

FYR Macedonia (0-0-1; GF 0, GA 0)

May 16, 1998	0-0	T	San Jose, Calif.
--------------	-----	---	------------------

Malta (1-0-0; GF 1, GA 0)

May 5, 1990	1-0	W	Piscataway, N.J.
-------------	-----	---	------------------

Martinique (3-0-0; GF 11, GA 3)

July 14, 2003	2-0	W ^	Foxborough, Mass.
July 12, 2017	3-2	W ^	Tampa, Fla.
July 15, 2021	6-1	W ^	Kansas City, Kan.

Mexico (24-37-17; GF 92, GA 147)

May 24, 1934	4-2	W *	Rome, Italy
Sept. 12, 1937	2-7	L	Mexico City, Mexico
Sept. 19, 1937	3-7	L	Mexico City, Mexico
Sept. 26, 1937	1-5	L	Mexico City, Mexico
July 13, 1947	0-5	L %	Havana, Cuba
Sept. 4, 1949	0-6	L *	Mexico City, Mexico
Sept. 18, 1949	2-6	L *	Mexico City, Mexico
Jan. 10, 1954	0-4	L *	Mexico City, Mexico
Jan. 14, 1954	1-3	L *	Mexico City, Mexico
April 7, 1957	0-6	L *	Mexico City, Mexico
April 28, 1957	2-7	L *	Long Beach, Calif.
Nov. 6, 1960	3-3	T *	Los Angeles, Calif.
Nov. 13, 1960	0-3	L *	Mexico City, Mexico
March 7, 1965	2-2	T *	Los Angeles, Calif.
March 12, 1965	0-2	L *	Mexico City, Mexico
Sept. 3, 1972	1-3	L *	Mexico City, Mexico
Sept. 10, 1972	1-2	L *	Los Angeles, Calif.
Oct. 16, 1973	0-2	L	Puebla, Mexico
Sept. 5, 1974	1-3	L	Monterrey, Mexico
Sept. 8, 1974	0-1	L	Dallas, Texas
Aug. 25, 1975	0-2	L	Mexico City, Mexico
Oct. 3, 1976	0-0	T *	Los Angeles, Calif.
Oct. 15, 1976	0-3	L *	Puebla, Mexico
Sept. 27, 1977	0-3	L	Monterrey, Mexico
Nov. 9, 1980	1-5	L *	Mexico City, Mexico
Nov. 23, 1980	2-1	W *	Ft. Lauderdale, Fla.
Oct. 17, 1984	1-2	L	Mexico City, Mexico
March 12, 1991	2-2	T	Los Angeles, Calif.
July 5, 1991	2-0	W ^	Los Angeles, Calif.
Oct. 25, 1993	0-4	L ^	Mexico City, Mexico
July 13, 1993	1-1	T	Washington, D.C.
June 4, 1994	1-0	W	Pasadena, Calif.

June 18, 1995	4-0	W	Washington, D.C.
July 17, 1995	0-0	T @	Paysandu, Uruguay (4-1 pk)
June 16, 1996	2-2	T	Pasadena, Calif.
Jan. 19, 1997	0-2	L	Pasadena, Calif.
April 20, 1997	2-2	T *	Foxborough, Mass.
Nov. 2, 1997	0-0	T *	Mexico City, Mexico
Feb. 15, 1998	0-1	L ^	Los Angeles, Calif.
March 13, 1999	1-2	L	San Diego, Calif.
Aug. 1, 1999	0-1	L (ot) #	Mexico City, Mexico
June 11, 2000	3-0	W	East Rutherford, N.J.
Oct. 25, 2000	2-0	W	Los Angeles, Calif.
Feb. 28, 2001	2-0	W *	Columbus, Ohio
July 1, 2001	0-1	L *	Mexico City, Mexico
April 3, 2002	1-0	W	Denver, Colo.
June 17, 2002	2-0	W **	Jeonju, Korea Republic
May 8, 2003	0-0	T	Houston, Texas
April 28, 2004	1-0	W	Dallas, Texas
March 27, 2005	1-2	L *	Mexico City, Mexico
Sept. 3, 2005	2-0	W *	Columbus, Ohio
Feb. 7, 2007	2-0	W	Glendale, Ariz.
June 24, 2007	2-1	W ^	Chicago, Ill.
Feb. 6, 2008	2-2	T	Houston, Texas
Feb. 11, 2009	2-0	W *	Columbus, Ohio
July 26, 2009	0-5	L ^	East Rutherford, N.J.
Aug. 12, 2009	1-2	L *	Mexico City, Mexico
June 25, 2011	2-4	L ^	Pasadena, Calif.
Aug. 10, 2011	1-1	T	Philadelphia, Pa.
Aug. 15, 2012	1-0	W	Mexico City, Mexico
March 26, 2013	0-0	T *	Mexico City, Mexico
Sept. 10, 2013	2-0	W *	Columbus, Ohio
April 2, 2014	2-2	T	Glendale, Ariz.
April 15, 2015	2-0	W	San Antonio, Texas
Oct. 10, 2015	2-3	L (ot)+	Pasadena, Calif.
Nov. 11, 2016	1-2	L *	Columbus, Ohio
June 11, 2017	1-1	T *	Mexico City, Mexico
Sept. 11, 2018	1-0	W	Nashville, Tenn.
July 7, 2019	0-1	L ^	Chicago, Ill.
Sept. 6, 2019	0-3	L	East Rutherford, N.J.
June 6, 2021	3-2	W (ot) &	Denver, Colo.
Aug. 1, 2021	1-0	W (ot) ^	Las Vegas, Nev.
Nov. 12, 2021	2-0	W *	Cincinnati, Ohio
March 24, 2022	0-0	T *	Mexico City, Mexico
April 19, 2023	1-1	T	Phoenix, Ariz.
June 15, 2023	3-0	W	Las Vegas, Nev.
March 24, 2024	2-0	W &	Arlington, Texas
Oct. 15, 2024	0-2	L	Guadalajara, Mexico

Moldova (1-0-1; GF 4, GA 1)

April 16, 1994	1-1	T	Jacksonville, Fla.
April 20, 1994	3-0	W	Davidson, N.C.

Morocco (1-3-0; GF 5, GA 6)

March 18, 1992	1-3	L	Casablanca, Morocco
Nov. 17, 1999	1-2	L	Marrakech, Morocco
May 23, 2006	0-1	L	Nashville, Tenn.
June 1, 2022	3-0	W	Cincinnati, Ohio

Netherlands (1-5-0; GF 6, GA 13)

Feb. 21, 1998	0-2	L	Miami, Fla.
May 19, 2002	0-2	L	Foxborough, Mass.
Feb. 18, 2004	0-1	L	Amsterdam, Netherlands
March 3, 2010	1-2	L	Amsterdam, Netherlands
June 5, 2015	4-3	W	Amsterdam, Netherlands
Dec. 3, 2022	1-3	L **	Al Rayyan, Qatar

New Zealand (2-0-2; GF 6, GA 4)

July 24, 1999	2-1	W #	Guadalajara, Mexico
June 8, 2003	2-1	W	Richmond, Va.
Oct. 11, 2016	1-1	T	Washington, D.C.
Sept. 10, 2024	1-1	T	Cincinnati, Ohio

Nicaragua (1-0-0; GF 3, GA 0)

July 15, 2017	3-0	W ^	Cleveland, Ohio
---------------	-----	-----	-----------------

Nigeria (2-0-0; GF 5, GA 3)

June 11, 1995	3-2	W	Boston, Mass.
June 7, 2014	2-1	W	Jacksonville, Fla.

Northern Ireland (1-1-0; GF 2, GA 6)

Aug. 11, 1948	0-5	L	Belfast, Northern Ireland
March 28, 2021	2-1	W	Belfast, Northern Ireland

Norway (2-2-1; GF 8, GA 14)

Sept. 3, 1916	1-1	T	Oslo, Norway
Aug. 6, 1948	0-11	L	Oslo, Norway
Sept. 8, 1993	0-1	L	Oslo, Norway
Jan. 15, 1994	2-1	W	Tempe, Ariz.
Jan. 29, 2006	5-0	W	Carson, Calif.

Oman (1-0-0; GF 4, GA 0)

Sept. 12, 2023	4-0	W	St. Paul, Minn.
----------------	-----	---	-----------------

Panama (18-3-7; GF 56, GA 19)

July 14, 1993	2-1	W ^	Dallas, Texas
Sept. 9, 2004	1-1	T *	Panama City, Panama
Oct. 13, 2004	6-0	W *	Washington, D.C.
June 8, 2005	3-0	W *	Panama City, Panama
July 24, 2005	0-0	T ^	East Rutherford, N.J. (3-1 pk)
Oct. 12, 2005	2-0	W *	Foxborough, Mass.
June 16, 2007	2-1	W ^	Foxborough, Mass.
July 18, 2009	2-1	W ^	Philadelphia, Pa.
June 11, 2011	1-2	L ^	Tampa, Fla.
June 22, 2011	1-0	W ^	Houston, Texas
Jan. 25, 2012	1-0	W	Panama City, Panama
June 11, 2013	2-0	W *	Seattle, Wash.
July 28, 2013	1-0	W ^	Chicago, Ill.
Oct. 15, 2013	3-2	W *	Panama City, Panama
Feb. 8, 2015	2-0	W	Carson, Calif.
July 13, 2015	1-1	T ^	Kansas City, Kan.
July 25, 2015	1-1	T ^	Chester, Pa. (2-3 pk)
March 28, 2017	1-1	T *	Panama City, Panama
July 8, 2017	1-1	T ^	Nashville, Tenn.
Oct. 6, 2017	4-0	W *	Orlando, Fla.
Jan. 27, 2019	3-0	W	Glendale, Ariz.
June 26, 2019	1-0	W ^	Kansas City, Kan.
Nov. 16, 2020	6-2	W	Wiener Neustadt, Austria
Oct. 10, 2021	0-1	L *	Panama City, Panama
March 27, 2022	5-1	W *	Orlando, Fla.
July 12, 2023	2-2	T ^	San Diego, Calif (4-5 pk)
June 27, 2024	1-2	L @	Atlanta, Ga.
Oct. 12, 2024	2-0	W	Austin, Texas

Paraguay (4-2-2; GF 10, GA 6)

July 17, 1930	3-0	W **	Montevideo, Uruguay
June 4, 1997	0-0	T	St. Louis, Mo.
March 14, 1998	2-2	T	San Diego, Calif.
July 6, 2003	2-0	W	Columbus, Ohio
July 2, 2007	1-3	L @	Barinas, Venezuela
March 29, 2011	0-1	L	Nashville, Tenn.
June 11, 2016	1-0	W	Philadelphia, Pa.
March 27, 2018	1-0	W	Cary, N.C.

Peru (3-2-2; GF 8, GA 7)

June 4, 1989	3-0	W	East Rutherford, N.J.
May 26, 1993	0-0	T	Mission Viejo, Calif.
Oct. 16, 1996	1-4	L	Lima, Peru
Jan. 17, 1997	0-1	L	San Diego, Calif.
Feb. 16, 2000	1-0	W ^	Miami, Fla.
Sept. 4, 2015	2-1	W	Washington, D.C.
Oct. 16, 2018	1-1	T	East Hartford, Conn.

Poland (7-7-3; GF 22, GA 36)

June 10, 1924	3-2	T	Warsaw, Poland
June 10, 1928	3-3	T	Warsaw, Poland
March 20, 1973	0-4	L	Lodz, Poland
Aug. 3, 1973	0-1	L	Chicago, Ill.
Aug. 10, 1973	0-4	L	San Francisco, Calif.
Aug. 12, 1973	1-0	W	New Britain, Conn.
March 26, 1975	0-7	L	Poznan, Poland

June 24, 1975	0-4	L	Seattle, Wash.
July 13, 1988	0-2	L	New Britain, Conn.
May 9, 1990	3-1	W	Hershey, Pa.
Oct. 10, 1990	3-2	W	Warsaw, Poland
June 14, 2002	1-3	L **	Daejeon, Korea Republic
March 31, 2004	1-0	W	Plock, Poland
July 11, 2004	1-1	T	Chicago, Ill.
March 1, 2006	1-0	W	Kaiserslautern, Germany
March 26, 2008	3-0	W	Krakow, Poland
Oct. 9, 2010	2-2	T	Chicago, Ill.

Portugal (2-2-3; GF 8, GA 8)

Sept. 20, 1978	0-1	L	Benfica, Portugal
Oct. 7, 1980	1-1	T	Lisbon, Portugal
Dec. 19, 1990	0-1	L	Porto, Portugal
June 3, 1992	1-0	W	Chicago, Ill.
June 5, 2002	3-2	W **	Suwon, Korea Republic
June 22, 2014	2-2	T **	Manaus, Brazil
Nov. 14, 2017	1-1	T	Leiria, Portugal

Puerto Rico (1-0-0; GF 3, GA 1)

May 22, 2016	3-1	W	Bayamon, Puerto Rico
--------------	-----	---	----------------------

Qatar (1-0-0; GF 1, GA 0)

July 29, 2021	1-0	W ^	Austin, Texas
---------------	-----	-----	---------------

Romania (1-2-1; GF 4, GA 4)

Aug. 28, 1991	2-0	W	Brasov, Romania
Feb. 6, 1993	1-1	T	Santa Barbara, Calif.
Feb. 13, 1994	1-2	L	Hong Kong
June 26, 1994	0-1	L **	Pasadena, Calif.

Russia (0-2-3; GF 3, GA 6)

Feb. 13, 1993	0-1	L	Orlando, Fla.
Feb. 21, 1993	0-0	T	Palo Alto, Calif.
Jan. 29, 1994	1-1	T	Seattle, Wash.
April 26, 2000	0-2	L	Moscow, Russia
Nov. 14, 2012	2-2	T	Krasnodar, Russia

Saint Kitts and Nevis (1-0-0; GF 6, GA 0)

June 28, 2023	6-0	W ^	St. Louis, Mo.
---------------	-----	-----	----------------

Saint Vincent**and the Grenadines (2-0-0; GF 12, GA 1)**

Nov. 13, 2015	6-1	W *	St. Louis, Mo.
Sept. 2, 2016	6-0	W *	Kingstown, St. Vincent

Saudi Arabia (3-2-2; GF 9, GA 8)

Oct. 15, 1992	0-3	L #	Riyadh, Saudi Arabia
April 9, 1993	2-0	W	Riyadh, Saudi Arabia
May 25, 1994	0-0	T	Piscataway, N.J.
Oct. 19, 1994	1-2	L	Dhahran, Saudi Arabia
Oct. 8, 1995	4-3	W	Washington, D.C.
Aug. 3, 1999	2-0	W #	Guadalajara, Mexico
Sept. 27, 2022	0-0	T	Murcia, Spain

Scotland (2-3-3; GF 8, GA 14)

June 19, 1949	0-4	L	Randalls Island, N.Y.
April 30, 1952	0-6	L	Glasgow, Scotland
May 17, 1992	0-1	L	Denver, Colo.
May 26, 1996	2-1	W	New Britain, Conn.
May 30, 1998	0-0	T	Washington, D.C.
Nov. 12, 2005	1-1	T	Glasgow, Scotland
May 26, 2012	5-1	W	Jacksonville, Fla.
Nov. 15, 2013	0-0	T	Glasgow, Scotland

Serbia (0-3-1; GF 2, GA 12)

Nov. 28, 1956	1-9	L ++	Melbourne, Australia
June 25, 1998	0-1	L **	Nantes, France
Jan. 29, 2017	0-0	T	San Diego, Calif.
Jan. 25, 2023	1-2	L	Los Angeles, Calif.

Slovakia (0-1-0; GF 0, GA 1)

Oct. 14, 2009	0-1	L	Bratislava, Slovakia
---------------	-----	---	----------------------

ALL-TIME HEAD-TO-HEAD RESULTS

Slovenia (1-1-1; GF 5, GA 5)

June 18, 2010	2-2	T	Johannesburg, South Africa
Nov. 15, 2011	3-2	W	Ljubljana, Slovenia
Jan. 20, 2024	0-1	L	San Antonio, Texas

South Africa (3-0-0; GF 6, GA 0)

June 3, 2000	4-0	W	Washington, D.C.
Nov. 17, 2007	1-0	W	Johannesburg, South Africa
Nov. 17, 2010	1-0	W	Cape Town, South Africa

Soviet Union (0-3-1; GF 3, GA 10)

Feb. 3, 1979	1-3	L	Seattle, Wash.
Feb. 11, 1979	1-4	L	San Francisco, Calif.
Feb. 24, 1990	1-3	L	Palo Alto, Calif.
Nov. 21, 1990	0-0	T	Port of Spain, Trinidad

Spain (1-4-0; GF 3, GA 10)

June 25, 1950	1-3	L **	Curtiba, Brazil
March 11, 1992	0-2	L	Valladolid, Spain
June 4, 2008	0-1	L	Santander, Spain
June 24, 2009	2-0	W #	Bloemfontein, South Africa
June 4, 2011	0-4	L	Foxborough, Mass.

Sweden (4-3-0; GF 10, GA 9)

Aug. 20, 1916	3-2	W	Stockholm, Sweden
Feb. 20, 1994	1-3	L	Miami, Fla.
Aug. 16, 1995	0-1	L	Norrköping, Sweden
Jan. 24, 1998	1-0	W	Orlando, Fla.
Aug. 22, 2007	0-1	L	Goteborg, Sweden
Jan. 19, 2008	2-0	W	Carson, Calif.
Jan. 24, 2009	3-2	W	Carson, Calif.

Switzerland (1-4-4; GF 7, GA 11)

Sept. 6, 1978	0-2	L	Lucerne, Switzerland
Feb. 8, 1985	1-1	T	Tampa, Fla.
June 2, 1990	1-2	L	St. Gallen, Switzerland
Feb. 1, 1991	0-1	L	Miami, Fla.
Jan. 22, 1994	1-1	T	Fullerton, Calif.
June 18, 1994	1-1	T **	Pontiac, Michigan
Oct. 17, 2007	1-0	W	Basel, Switzerland
March 31, 2015	1-1	T	Zurich, Switzerland
May 30, 2021	1-2	L	St. Gallen, Switzerland

Thailand (1-0-0; GF 1, GA 0)

June 16, 1987	1-0	W	Chongju, Korea Republic
---------------	-----	---	-------------------------

Trinidad & Tobago (22-4-4; GF 63, GA 14)

March 21, 1982	2-1	W	Port of Spain, Trinidad
May 15, 1985	2-1	W *	St. Louis, Mo.
May 19, 1985	1-0	W *	Torrance, Calif.
May 13, 1989	1-1	T *	Torrance, Calif.
Nov. 19, 1989	1-0	W *	Port of Spain, Trinidad
Sept. 15, 1990	3-0	W	High Point, N.C.
Nov. 18, 1990	0-0	T	Port of Spain, Trinidad
June 29, 1991	2-1	W ^	Pasadena, Calif.
Nov. 19, 1994	0-1	L	Port of Spain, Trinidad
Jan. 13, 1996	3-2	W ^	Anaheim, Calif.
Nov. 10, 1996	2-0	W *	Richmond, Va.
Nov. 24, 1996	1-0	W *	Port of Spain, Trinidad
June 20, 2001	2-0	W *	Foxborough, Mass.
Nov. 11, 2001	0-0	T *	Port of Spain, Trinidad
Feb. 9, 2005	2-1	W *	Port of Spain, Trinidad
Aug. 17, 2005	1-0	W *	East Hartford, Conn.
June 9, 2007	2-0	W ^	Carson, Calif.
Sept. 10, 2008	3-0	W *	Bridgeview, Ill.
Oct. 15, 2008	1-2	L *	Port of Spain, Trinidad
April 1, 2009	3-0	W *	Nashville, Tenn.
Sept. 9, 2009	1-0	W *	Port of Spain, Trinidad
Nov. 17, 2015	0-0	T *	Port of Spain, Trinidad
Sept. 6, 2016	4-0	W *	Jacksonville, Fla.
June 8, 2017	2-0	W *	Commerce City, Colo.

Oct. 10, 2017	1-2	L *	Couva, Trinidad
June 22, 2019	6-0	W ^	Cleveland, Ohio
Jan. 31, 2021	7-0	W	Orlando, Fla.
July 2, 2023	6-0	W ^	Charlotte, N.C.
Nov. 16, 2023	3-0	W &	Austin, Texas
Nov. 20, 2023	1-2	L &	Port of Spain, Trinidad

Tunisia (0-0-1; GF 1, GA 1)

March 12, 2000	1-1	T	Birmingham, Ala.
----------------	-----	---	------------------

Turkey (2-1-1; GF 6, GA 5)

Sept. 4, 1991	1-1	T	Istanbul, Turkey
June 19, 2003	1-2	L #	St. Etienne, France
May 29, 2010	2-1	W	Philadelphia, Pa.
June 1, 2014	2-1	W	Harrison, N.J.

Ukraine (0-3-1; GF 1, GA 5)

June 27, 1992	0-0	T	Piscataway, N.J.
Oct. 16, 1993	1-2	L	High Point, N.C.
Oct. 23, 1993	0-1	L	Bethlehem, Pa.
March 5, 2014	0-2	L	Larnaca, Cyprus

Uruguay (2-3-4; GF 7, GA 10)

May 29, 1924	0-3	L ++	Paris, France
Feb. 7, 1986	1-1	T	Miami, Fla.
May 5, 1991	1-0	W	Denver, Colo.
June 16, 1993	0-1	L @	Ambato, Ecuador
March 25, 1995	2-2	T	Dallas, Texas
May 12, 2002	2-1	W	Washington, D.C.
Sept. 10, 2019	1-1	T	St. Louis, Mo.
June 5, 2022	0-0	T	Kansas City, Kan.
July 1, 2024	0-1	L	Kansas City, Mo.

Uzbekistan (1-0-0; GF 3, GA 0)

Sept. 9, 2023	3-0	W	St. Louis, Mo.
---------------	-----	---	----------------

Venezuela (3-1-2; GF 9, GA 7)

June 22, 1993	3-3	T @	Quito, Ecuador
March 29, 2003	2-0	W	Seattle, Wash.
May 26, 2006	2-0	W	Cleveland, Ohio
Jan. 21, 2012	1-0	W	Glendale, Ariz.
June 3, 2017	1-1	T	Sandy, Utah
June 9, 2019	0-3	L	Cincinnati, Ohio

Wales (1-0-2; GF 3, GA 1)

May 26, 2003	2-0	W	San Jose, Calif.
Nov. 12, 2020	0-0	T	Swansea, Wales
Nov. 21, 2022	1-1	T **	Al Rayyan, Qatar

KEY:	*	FIFA World Cup qualifier
	**	FIFA World Cup
	^	Concacaf Gold Cup
	+	Concacaf Cup
	&	Concacaf Nations League
	@	CONMEBOL Copa America
	#	FIFA Confederations Cup
	%	NAFC Championship
	++	Olympics

& FIFA recognizes the 1956 and 1998 matches against Yugoslavia in Serbia's records.

*FIFA recognizes 1984 matches against Netherlands

Antilles in Curaçao's records.

% Czechoslovakia's history is officially recognized by both the Czechia and Slovakia

USMNT All-Time Venue and Stadium Listing by State

Please note: Average state attendance totals do not factor closed door games

ALABAMA (2-0-1)	GF: 4	GA: 1	Total Attendance: 77,394 Average Attendance: 25,798
------------------------	--------------	--------------	--

BIRMINGHAM

Legion Field: 2-0-1	GF: 4	GA: 1	Average Attendance: 25,798
March 12, 2000 vs. Tunisia	1-1 T		21,637
March 10, 2002 vs. Ecuador	1-0 W		24,133
March 30, 2005 vs. Guatemala	2-0 W *		31,624

ARIZONA (4-1-3)	GF: 13	GA: 7	Total Attendance: 266,305 Average Attendance: 33,293
------------------------	---------------	--------------	---

GLENDALE

State Farm Stadium: 3-1-2	GF: 9	GA: 4	Average Attendance: 39,624
Feb. 7, 2007 vs. Mexico	2-0 W		62,424
Jan. 21, 2012 vs. Venezuela	1-0 W		22,403
April 2, 2014 vs. Mexico	2-2 T		59,066
June 25, 2016 vs. Colombia	0-1 L @		29,041
Jan. 27, 2019 vs. Panama	3-0 W		9,040
April 19, 2023 vs. Mexico	1-1 T		55,730

TEMPE

Sun Devil Stadium: 1-0-1	GF: 4	GA: 3	Average Attendance: 14,301
Jan. 30, 1993 vs. Denmark	2-2 T		13,215
Jan. 15, 1994 vs. Norway	2-1 W		15,386

CALIFORNIA (55-32-30)	GF: 192	GA: 129	Total Attendance: 3,024,562 Average Attendance: 25,851
------------------------------	----------------	----------------	---

ANAHEIM

Anaheim Coliseum: 2-0-0	GF: 5	GA: 2	Average Attendance: 32,390
Jan. 13, 1996 vs. T & T	3-2 W ^		12,425
Jan. 16, 1996 vs. El Salvador	2-0 W ^		52,355

CARSON

Dignity Health Sports Park: 13-2-4	GF: 37	GA: 11	Average Attendance: 15,993
Jan. 18, 2004 vs. Denmark	1-1 T		10,461
Jan. 29, 2006 vs. Norway	5-0 W		16,366
Jan. 20, 2007 vs. Denmark	3-1 W		10,048
June 7, 2007 vs. Guatemala	1-0 W ^		21,334
June 9, 2007 vs. T. & T	2-0 W ^		(so) 27,000
Jan. 19, 2008 vs. Sweden	2-0 W		14,878
June 15, 2008 vs. Barbados	8-0 W *		11,476
Jan. 24, 2009 vs. Sweden	3-2 W		9,918
Jan. 23, 2010 vs. Honduras	1-3 L		18,626
Jan. 22, 2011 vs. Chile	1-1 T		18,580
Sept. 2, 2011 vs. Costa Rica	0-1 L		15,798
Feb. 1, 2014 vs. Korea Republic	2-0 W		(so) 27,000
Feb. 8, 2015 vs. Panama	2-0 W		20,271
Jan. 31, 2016 vs. Iceland	3-2 W		8,803
Feb. 5, 2016 vs. Canada	1-0 W		9,274
Jan. 28, 2018 vs. Bosnia and Herzegovina	0-0 T		11,161
Feb. 1, 2020 vs. Costa Rica	1-0 W		9,172
Dec. 18, 2021 vs. Bosnia and Herzegovina	1-0 W		11,044
Jan. 28, 2023 vs. Colombia	0-0 T		(so) 27,000

COSTA MESA

Le Bard Stadium: 0-0-2	GF: 3	GA: 3	Average Attendance: 4,443
March 3, 1993 vs. Canada	2-2 T		5,743
April 17, 1993 vs. Iceland	1-1 T		3,143

VENUE AND STADIUM LISTINGS BY STATE

FRESNO

Bulldog Stadium: 0-0-1

June 5, 1988 vs. Chile

GF: 0

0-3 L

GA: 3

Average Attendance: 6,000

6,000

FULLERTON

Titan Stadium: 4-0-4

May 23, 1993 vs. Bolivia

Nov. 7, 1993 vs. Jamaica

Jan. 22, 1994 vs. Switzerland

Mar. 12, 1994 vs. Korea Republic

May 7, 1994 vs. Estonia

May 15, 1994 vs. Armenia

Dec. 11, 1994 vs. Honduras

March 9, 2005 vs. Colombia

GF: 12

0-0 T

1-0 W

1-1 T

1-1 T

4-0 W

1-0 W

1-1 T

3-0 W

GA: 3

Average Attendance: 6,935

9,578

5,318

10,173

10,319

2,158

9,753

1,094

7,086

LONG BEACH

Veteran's Memorial Stadium: 0-1-0

April 28, 1957 vs. Mexico

GF: 2

2-7 L *

GA: 7

Average Attendance: 12,500

12,500

LOS ANGELES

BMO Stadium: 0-1-0

Jan. 25, 2023 vs. Serbia

GF: 1

1-2 L

GA: 2

Average Attendance: 11,475

11,475

El Camino College: 1-0-0

March 16, 1991 vs. Canada

GF: 2

2-0 W

GA: 0

Average Attendance: 2,705

2,705

L.A. Memorial Coliseum: 10-6-5

March 7, 1965 vs. Mexico

Sept. 10, 1972 vs. Mexico

Oct. 3, 1976 vs. Mexico

Oct. 9, 1984 vs. El Salvador

Oct. 11, 1984 vs. Colombia

June 16, 1985 vs. England

Aug. 13, 1989 vs. Korea Republic

March 12, 1991 vs. Mexico

July 3, 1991 vs. Costa Rica

July 5, 1991 vs. Mexico

July 7, 1991 vs. Honduras

July 31, 1992 vs. Colombia

Aug. 2, 1992 vs. Brazil

Dec. 5, 1993 vs. El Salvador

Jan. 18, 1996 vs. Brazil

Jan. 21, 1996 vs. Guatemala

Aug. 30, 1996 vs. El Salvador

Feb. 10, 1998 vs. Brazil

Feb. 15, 1998 vs. Mexico

March 11, 1999 vs. Guatemala

Oct. 25, 2000 vs. Mexico

GF: 26

2-2 T *

1-2 L *

0-0 T *

3-1 W

1-0 W

0-5 L

1-2 L

2-2 T

3-2 W ^

2-0 W ^

0-0 T ^ (4-3 pk)

0-1 L

0-1 L

7-0 W

0-1 L ^

3-0 W ^

3-1 W

1-0 W ^

0-1 L ^

3-1 W

2-0 W

GA: 10

Average Attendance: 30,995

19,337

9,620

31,171

27,000

24,000

10,145

23,191

6,261

36,703

41,103

39,873

28,651

17,021

7,618

22,038

88,125

18,661

12,298

91,255

34,154

61,072

Monterey Park: 0-0-1

Sept. 30, 1977 vs. El Salvador

GF: 0

0-0 T

GA: 0

Average Attendance: 15,000

15,000

Wrigley Field: 0-1-2

May 28, 1959 vs. England

Nov. 6, 1960 vs. Mexico

GF: 4

1-8 L

3-3 T *

GA: 11

Average Attendance: 10,500

13,000

8,000

MISSION VIEJO

Trabuco Hills HS: 1-0-1

May 26, 1993 vs. Peru

Nov. 14, 1993 vs. Cayman Islands

GF: 8

0-0 T

8-1 W

GA: 1

Average Attendance: 4,566

5,500 (SO)

3,612

OAKLAND

Network Associates Coliseum: 3-0-0

Feb. 1, 1998 vs. Cuba

Feb. 7, 1998 vs. Costa Rica

Jan. 27, 2001 vs. China

GF: 7

3-0 W ^

2-1 W ^

2-1 W

GA: 2

Average Attendance: 18,792

11,234

36,240

8,903

PALO ALTO

Stanford Stadium: 3-4-1

GF: 11

GA: 9

Average Attendance: 44,557

Feb. 24, 1990 vs. Soviet Union	1-3 L		62,000
May 19, 1991 vs. Argentina	0-1 L		31,761
April 4, 1992 vs. China	5-0 W		31,815
Feb. 21, 1993 vs. Russia	0-0 T		25,879
Dec. 18, 1993 vs. Germany	0-3 L		52,397
July 4, 1994 vs. Brazil	0-1 L **		84,177
Dec. 14, 1996 vs. Costa Rica	2-1 W *		40,527
March 16, 1997 vs. Canada	3-0 W *		28,896

PASADENA

Rose Bowl: 8-6-3

GF: 26

GA: 22

Average Attendance: 50,253

June 29, 1991 vs. Trinidad & Tobago	2-1 W ^		18,435
July 1, 1991 vs. Guatemala	3-0 W ^		6,344
June 4, 1994 vs. Mexico	1-0 W		91,123
June 22, 1994 vs. Colombia	2-1 W **	(so)	93,689
June 26, 1994 vs. Romania	0-1 L **	(so)	93,869
June 16, 1996 vs. Mexico	2-2 T		92,216
Jan. 19, 1997 vs. Mexico	0-2 L		31,725
Jan. 22, 1997 vs. Denmark	1-4 L		17,342
Jan. 16, 2000 vs. Iran	1-1 T		50,181
March 3, 2001 vs. Brazil	1-2 L		45,387
Jan. 19, 2002 vs. Korea Republic	2-1 W ^		42,117
Jan. 21, 2002 vs. Cuba	1-0 W ^		31,244
Jan. 27, 2002 vs. El Salvador	4-0 W ^		31,628
Jan. 30, 2002 vs. Canada	0-0 T (4-2 pk) ^		7,241
Feb. 2, 2002 vs. Costa Rica	2-0 W ^		14,432
June 25, 2011 vs. Mexico	2-4 L ^	(so)	93,420
Oct. 10, 2015 vs. Mexico	2-3 L (aet)	(so)	93,723

SAN DIEGO

Aztec Bowl: 0-1-0

GF: 1

GA: 3

Average Attendance: 6,000

June 3, 1988 vs. Chile	1-3 L		6,000
------------------------	-------	--	-------

DeVore Stadium: 0-1-0

GF: 1

GA: 2

Average Attendance: 3,017

April 24, 1994 vs. Iceland	1-2 L		3,017
----------------------------	-------	--	-------

Jack Murphy (Qualcomm) Stadium: 1-3-2

GF: 9

GA: 6

Average Attendance: 25,040

May 11, 1969 vs. Haiti	0-1 L *		4,274
Jan. 17, 1997 vs. Peru	0-1 L		35,232
March 14, 1998 vs. Paraguay	2-2 T		15,253
March 13, 1999 vs. Mexico	1-2 L		50,324
July 5, 2013 vs. Guatemala	6-0 W		25,080
Jan. 29, 2017 vs. Serbia	0-0 T		20,079

SnapDragon Stadium: 0-0-1

GF: 1

GA: 1

Average Attendance: 31,690

July 12, 2023 vs. Panama	1-1 T (4-5 PK) ^		31,690
--------------------------	------------------	--	--------

Torero Stadium: 0-0-1

GF: 0

GA: 0

Average Attendance: 6,077

Jan. 22, 2006 vs. Canada	0-0 T		6,077
--------------------------	-------	--	-------

SAN FRANCISCO

Candlestick Park: 2-2-0

GF: 5

GA: 9

Average Attendance: 19,850

Aug. 10, 1973 vs. Poland	0-4 L		30,000
Oct. 16, 1977 vs. China	2-1 W		17,500
Feb. 11, 1979 vs. Soviet Union	1-4 L		7,213
May 27, 2014 vs. Azerbaijan	2-0 W		24,688

SBC Park: 1-0-0

GF: 3

GA: 2

Average Attendance: 37,365

Feb. 10, 2006 vs. Japan	3-2 W		37,365
-------------------------	-------	--	--------

VENUE AND STADIUM LISTINGS BY STATE

SAN JOSE

Avaya Stadium: 2-0-0

March 24, 2017 vs. Honduras

Feb. 2, 2019 vs. Costa Rica

GF: 8

6-0 W *

2-0 W

GA: 0

Average Attendance: 15,692

17,729

13,656

Spartan Stadium: 2-0-2

May 16, 1998 vs. FYR Macedonia

Nov. 6, 1998 vs. Australia

May 26, 2003 vs. Wales

June 2, 2007 vs. China PR

GF: 6

0-0 T

0-0 T

2-0 W

4-1 W

GA: 1

Average Attendance: 17,009

23,861

15,074

12,282

20,821

SANTA BARBARA

Harder Stadium-UCSB: 0-0-1

Feb. 6, 1993 vs. Romania

GF: 1

1-1 T

GA: 1

Average Attendance: 9,127

9,127

SANTA CLARA

Levi's Stadium: 1-1-0

June 3, 2016 vs. Colombia

July 26, 2017 vs. Jamaica

GF: 2

0-2 L

2-1 W ^

GA: 3

Average Attendance: 65,235

67,439

63,032

STOCKTON

Stagg Memorial Stadium: 0-0-1

June 1, 1988 vs. Chile

GF: 1

1-1 T

GA: 1

Average Attendance: 9,600

9,600

TORRANCE

Murdock Stadium: 2-1-1

May 19, 1985 vs. Trinidad & Tobago

May 31, 1985 vs. Costa Rica

May 13, 1989 vs. Trinidad & Tobago

March 16, 1991 vs. Canada

GF: 4

1-0 W *

0-1 L *

1-1 T *

2-0 W

GA: 2

Average Attendance: 7,754

6,511

11,800

10,000

2,705

COLORADO (7-1-0)

GF: 11

GA: 3

Total Attendance: 228,369

Average Attendance: 28,546

COMMERCE CITY

Dick's Sporting Goods Park: 3-0-0

Nov. 19, 2008 vs. Guatemala

March 22, 2013 vs. Costa Rica

June 8, 2017 vs. Trinidad & Tobago

GF: 5

2-0 W *

1-0 W *

2-0 W *

GA: 0

Average Attendance: 15,955

9,303

19,374

19,188

DENVER

Empower Field at Mile High: 3-0-0

April 3, 2002 vs. Mexico

June 3, 2021 vs. Honduras

June 6, 2021 vs. Mexico

GF: 5

1-0 W

1-0 W &

3-2 W (AET) &

GA: 2

Average Attendance: 40,192

48,476

34,451

37,648

Mile High Stadium: 1-1-0

May 5, 1991 vs. Uruguay

May 17, 1992 vs. Scotland

GF: 1

1-0 W

0-1 L

GA: 1

Average Attendance: 29,965

35,772

24,157

CONNECTICUT (8-4-3)

GF: 17

GA: 17

Total Attendance: 348,830

Average Attendance: 23,255

EAST HARTFORD

Pratt & Whitney Stadium: 4-2-2

Aug. 17, 2005 vs. Trinidad & Tobago

May 28, 2006 vs. Latvia

May 25, 2010 vs. Czechia

July 16, 2013 vs. Costa Rica

Oct. 10, 2014 vs. Ecuador

July 1, 2017 vs. Ghana

Oct. 16, 2018 vs. Peru

Oct. 14, 2023 vs. Germany

GF: 10

1-0 W *

1-0 W

2-4 L

1-0 W ^

1-1 T

2-1 W

1-1 T

1-3 L

GA: 10

Average Attendance: 29,937

25,488

24,636

36,218

25,432

36,265

28,754

24,959

37,743

HARTFORD

Dillon Stadium: 1-0-0

Sept. 9, 1973 vs. Bermuda

GF: 1

1-0 W

GA: 0

Average Attendance: 4,200

4,200

NEW BRITAIN

Veteran's Memorial Stadium

Aug. 12, 1973 vs. Poland

July 13, 1988 vs. Poland

June 17, 1989 vs. Guatemala

GF: 3

1-0 W

0-2 L

2-1 W *

GA: 3

Average Attendance: 10, 238

Willow Brook Park: 1-0-0

May 26, 1996 vs. Scotland

GF: 2

2-1 W

GA: 1

Average Attendance: 8,526

8,526

NEW HAVEN

Yale Bowl: 0-1-1

June 6, 1993 vs. Brazil

May 28, 1994 vs. Greece

GF: 1

0-2 L

1-1 T

GA: 3

Average Attendance: 32,948

44,579

21,317

DISTRICT OF COLUMBIA (16-4-6)

GF: 61

GA: 24

Total Attendance: 741,739

Average Attendance: 28,528

WASHINGTON, D.C.

Audi Field: 1-1-0

June 5, 2019 vs. Jamaica

Oct. 11, 2019 vs. Cuba

GF: 7

0-1 L

7-0 W &

GA: 1

Average Attendance: 15,751

17,719

13,784

RFK Stadium: 15-3-6

Oct. 6, 1977 vs. China

Oct. 19, 1991 vs. Korea DPR

May 30, 1992 vs. Ireland

Oct. 13, 1993 vs. Mexico

June 18, 1995 vs. Mexico

Oct. 8, 1995 vs. Saudi Arabia

June 12, 1996 vs. Bolivia

Nov. 3, 1996 vs. Guatemala

Oct. 3, 1997 vs. Jamaica

May 30, 1998 vs. Scotland

June 13, 1999 vs. Argentina

June 3, 2000 vs. South Africa

Sept. 3, 2000 vs. Guatemala

Sept. 1, 2001 vs. Honduras

May 12, 2002 vs. Uruguay

Nov. 17, 2002 vs. El Salvador

Oct. 13, 2004 vs. Panama

Oct. 11, 2008 vs. Cuba

July 8, 2009 vs. Honduras

Oct. 14, 2009 vs. Costa Rica

June 19, 2011 vs. Jamaica

June 2, 2013 vs. Germany

Sept. 4, 2015 vs. Peru

Oct. 11, 2016 vs. New Zealand

GF: 54

1-1 T

1-2 L

3-1 W

1-1 T

4-0 W

4-3 W

0-2 L

2-0 W *

1-1 T *

0-0 T

1-0 W

4-0 W

1-0 W *

2-3 L *

2-1 W

2-0 W

6-0 W *

6-1 W *

2-0 W ^

2-2 T *

2-0 W ^

4-3 W

2-1 W

1-1 T

GA: 23

Average Attendance: 25,593

8,366

16,351

35,696

23,927

38,615

10,216

19,350

30,082

51,528

46,037

40,199

16,570

51,996

54,282

30,413

13,590

19,793

20,293

26,079

26,243

45,423

47,359

28,896

9,012

FLORIDA (26-17-10)

GF: 95

GA: 57

Total Attendance: 1,054,880

Average Attendance: 19,180

BOCA RATON

FAU Stadium: 0-0-1

Oct. 14, 2014 vs. Honduras

GF: 1

1-1 T

GA: 1

Average Attendance: 14,805

14,805

COCOA BEACH

Cocoa Expo: 1-0-0

Nov. 14, 1989 vs. Bermuda

GF: 2

2-1 W

GA: 1

Average Attendance: 2,000

2,000

VENUE AND STADIUM LISTINGS BY STATE

FORT LAUDERDALE

Lockhart Stadium: 3-0-1

Oct. 25, 1980 vs. Canada	GF: 8	GA: 2	Average Attendance: 7,859
Nov 23, 1980 vs. Mexico	0-0 T *		7,864
Feb. 21, 1999 vs. Chile	2-1 W *		2,126
Jan. 19, 2003 vs. Canada	2-1 W		14,898
	4-0 W		6,549

FORT LAUDERDALE (continued)

Inter Miami CF Stadium: 1-0-0

Dec. 9, 2020 vs. El Salvador	GF: 6	GA: 0	Average Attendance: 2,500
	6-0 W		2,500 (limited capacity)

JACKSONVILLE

Everbank Field: 5-0-0

June 17, 1997 vs. Israel	GF: 16	GA: 3	Average Attendance: 28,315
Feb. 6, 1999 vs. Germany	2-1 W		8,436
May 26, 2012 vs. Scotland	3-0 W		17,259
June 7, 2014 vs. Nigeria	5-1 W		44,438
Sept. 6, 2016 vs. Trinidad & Tobago	2-1 W		52,033
	4-0 W *		19,410

Wolfson Park: 0-0-1

April 16, 1994 vs. Moldova	GF: 1	GA: 1	Average Attendance: 6,103
	1-1 T		6,103

MIAMI

Orange Bowl: 3-8-5

Feb. 5, 1986 vs. Canada	GF: 14	GA: 19	Average Attendance: 20,544
Feb. 7, 1986 vs. Uruguay	0-0 T		5,182
May 14, 1988 vs. Colombia	1-1 T		15,852
June 24, 1989 vs. Colombia	0-2 L		15,371
Feb. 2, 1990 vs. Costa Rica	0-1 L		15,223
Feb. 4, 1990 vs. Colombia	0-2 L		25,392
Feb. 1, 1991 vs. Switzerland	1-1 T (8-9 pk)		15,000
May 8, 1993 vs. Colombia	0-1 L		10,323
Feb. 12, 2000 vs. Haiti	1-2 L		17,652
Feb. 16, 2000 vs. Peru	3-0 W ^		49,513
Feb. 19, 2000 vs. Colombia	1-0 W ^		36,004
Feb. 3, 2001 vs. Colombia	2-2 T ^ (1-2 pk)		32,972
Feb. 8, 2003 vs. Argentina	0-1 L		14,169
July 23, 2003 vs. Brazil	0-1 L		27,196
July 26, 2003 vs. Costa Rica	1-2 L ^ (asdet)		35,211
March 13, 2004 vs. Haiti	3-2 W ^		5,093
	1-1 T		8,714

Pro-Player Stadium: 0-4-1

April 22, 1990 vs. Colombia	GF: 2	GA: 8	Average Attendance: 18,966
Jan. 25, 1992 vs. C.I.S.	0-1 L		8,214
Feb. 18, 1994 vs. Bolivia	0-1 L		30,386
Feb. 20, 1994 vs. Sweden	1-1 T		15,676
Feb. 21, 1998 vs. Holland	1-3 L		20,171
	0-2 L		20,379

MIAMI GARDENS

Sun Life Stadium: 1-0-0

Oct. 8, 2011 vs. Honduras	GF: 1	GA: 0	Average Attendance: 21,170
	1-0 W		21,170

ORLANDO

Camping World Stadium: 1-2-1

June 13, 1993 vs. Australia	GF: 2	GA: 3	Average Attendance: 25,937
Feb. 13, 1993 vs. Russia	0-1 L		17,309
Jan. 24, 1998 vs. Sweden	0-1 L		13,651
June 12, 2024 vs. Brazil	1-0 W		12,773
	1-1 T		60,016

Inter&Co Stadium: 6-0-0

Oct. 6, 2017 vs. Panama	GF: 22	GA: 2	Average Attendance: 17,217
March 21, 2019 vs. Ecuador	4-0 W		25,303
Nov. 15, 2019 vs. Canada	1-0 W		17,422
Jan. 31, 2021 vs. Trinidad and Tobago	4-1 W &		13,103
March 27, 2022 vs. Panama	7-0 W		3,503 (limited capacity)
March 27, 2023 vs. El Salvador	5-1 W *		25,022 (so)
	1-0 W &		18,947

VENUE AND STADIUM LISTINGS BY STATE

TAMPA BAY

Raymond James Stadium: 4-2-0

March 25, 2007 vs. Ecuador	GF: 14	GA: 11
Feb. 24, 2010 vs. El Salvador	3-1 W	
June 11, 2011 vs. Panama	2-1 W	
June 8, 2012 vs. Antigua & Barbuda	1-2 L ^	
July 12, 2017 vs. Martinique	3-1 W *	
Oct. 11, 2018 vs. Colombia	3-2 W ^	
	2-4 L	

Average Attendance: 27,830

31,547
21,737
27,731
23,971
23,368
38,631

Tampa Stadium: 1-1-1

Feb. 8, 1985 vs. Switzerland	GF: 4	GA: 4
March 10, 1990 vs. Finland	1-1 T	
May 28, 1995 vs. Costa Rica	2-1 W	
	1-2 L	

Average Attendance: 11,187

3,500
22,647
7,415

GEORGIA (2-2-0)

GF: 4

GA: 4

Total Attendance: 147,386

Average Attendance: 36,847

ATLANTA

Atlanta-Fulton County Stadium: 2-0-0

Oct. 27, 1968 vs. Canada	GF: 2	GA: 0
Oct. 10, 1977 vs. China	1-0 W *	
	1-0 W	

Average Attendance: 8,865

2,727
15,003

Georgia Dome: 0-1-0

July 22, 2015 vs. Jamaica	GF: 1	GA: 2
	1-2 L ^	

Average Attendance: 70,511

70,511

Mercedes-Benz Stadium: 0-1-0

June 27, 2024 vs. Panama	GF: 1	GA: 2
	1-2 L @	

Average Attendance: 59,145

59,145

ILLINOIS (8-5-4)

GF: 28

GA: 20

Total Attendance: 694,983

Average Attendance: 40,881

BRIDGEVIEW

SeatGeek Stadium: 1-0-0

Sept. 10, 2008 vs. Trinidad & Tobago	GF: 3	GA: 0
	3-0 W *	

Average Attendance: 11,452

11,452

CHICAGO

Soldier Field: 8-5-4

Aug. 3, 1973 vs. Poland	GF: 25	GA: 20
June 3, 1992 vs. Portugal	0-1 L	
June 6, 1992 vs. Italy	1-0 W	
June 13, 1993 vs. Germany	1-1 T	
July 11, 2004 vs. Poland	3-4 L	
May 28, 2005 vs. England	1-1 T	
June 21, 2007 vs. Canada	1-2 L	
June 24, 2007 vs. Mexico	2-1 W ^	
Sept. 9, 2007 vs. Brazil	2-1 W ^	
June 6, 2009 vs. Honduras	2-4 L	
July 23, 2009 vs. Honduras	2-1 W *	
Oct. 9, 2010 vs. Poland	2-0 W ^	
July 28, 2013 vs. Panama	2-2 T	
June 7, 2016 vs. Costa Rica	1-0 W ^	
July 7, 2019 vs. Mexico	4-0 W @	
June 24, 2023 vs. Jamaica	0-1 L ^	
	1-1 T ^	

Average Attendance: 42,721

12,000
10,402
26,874
53,549
39,529
47,637
50,760
60,000
43,543
55,647
55,173
31,696
57,920
39,642
62,493
36,666

VENUE AND STADIUM LISTINGS BY STATE

KANSAS (8-1-2)	GF: 20	GA: 4	Total Attendance: 168,365 Average Attendance: 15,306
-----------------------	---------------	--------------	---

KANSAS CITY

Children's Mercy Park: 8-1-2	GF: 20	GA: 4	Average Attendance: 15,811
June 14, 2011 vs. Guadeloupe	1-0 W ^		20,109 (so)
Oct. 16, 2012 vs. Guatemala	3-1 W *		16,947
Oct. 11, 2013 vs. Jamaica	2-0 W *		18,467 (so)
July 13, 2015 vs. Panama	1-1 T ^		18,467 (so)
May 28, 2016 vs. Bolivia	4-0 W		8,894
June 26, 2019 vs. Panama	1-0 W		17,037
July 11, 2021 vs. Haiti	1-0 W ^		12,664
July 15, 2021 vs. Martinique	6-1 W ^		7,511
July 18, 2021 vs. Canada	1-0 W ^		18,467 (so)
June 5, 2022 vs. Uruguay	0-0 T		19,569 (so)
Sept. 7, 2024 vs. Canada	0-1 L		10,253

MARYLAND (2-3-1)	GF: 15	GA: 13	Total Attendance: 248,999 Average Attendance: 41,500
-------------------------	---------------	---------------	---

BALTIMORE

M&T Bank Stadium: 2-0-0	GF: 11	GA: 1	Average Attendance: 54,267
July 21, 2013 vs. El Salvador	5-1 W ^		70,540
July 18, 2015 vs. Cuba	6-0 W ^		37,994
Memorial Stadium: 0-1-1	GF: 2	GA: 3	Average Attendance: 8,676
Aug. 29, 1972 vs. Canada	2-2 T *		3,723
Aug. 7, 1997 vs. Ecuador	0-1 L		13,629

LANDOVER

Northwest Stadium: 0-2-0	GF: 1	GA: 4	Average Attendance: 67,619
May 30, 2012 vs. Brazil	1-4 L		67,619
June 8, 2024 vs. Colombia	1-5 L		55,494

MASSACHUSETTS (17-3-5)	GF: 56	GA: 24	Total Attendance: 745,150 Average Attendance: 29,806
-------------------------------	---------------	---------------	---

FOXBOROUGH

Foxboro Stadium: 7-0-3	GF: 26	GA: 10	Average Attendance: 35,378
June 1, 1991 vs. Ireland	1-1 T		51,273
June 9, 1993 vs. England	2-0 W		37,652
June 11, 1995 vs. Nigeria	3-2 W		22,578
June 9, 1996 vs. Ireland	2-1 W		25,332
April 20, 1997 vs. Mexico	2-2 T *		57,407
Nov. 16, 1997 vs. El Salvador	4-2 W *		53,193
June 6, 2000 vs. Ireland	1-1 T		16,319
Aug. 16, 2000 vs. Barbados	7-0 W *		18,334
June 20, 2001 vs. Trinidad & Tobago	2-0 W *		31,211
Oct. 7, 2001 vs. Jamaica	2-1 W *		40,483

Gillette Stadium: 10-3-2

	GF: 30	GA: 14	Average Attendance: 26,091
May 19, 2002 vs. Holland	0-2 L		36,778
July 12, 2003 vs. El Salvador	2-0 W ^		33,652
July 14, 2003 vs. Martinique	2-0 W ^		8,780
July 19, 2003 vs. Cuba	5-0 W ^		15,627
June 2, 2004 vs. Honduras	4-0 W		11,533
Sept. 4, 2004 vs. El Salvador	2-0 W *		25,266
July 12, 2005 vs. Costa Rica	0-0 T ^		15,211
July 16, 2005 vs. Jamaica	3-1 W ^		22,108
Oct. 12, 2005 vs. Panama	2-0 W *		9,192
June 12, 2007 vs. El Salvador	4-0 W ^		26,523
June 16, 2007 vs. Panama	2-1 W ^		22,412
July 11, 2009 vs. Haiti	2-2 T ^		24,137
June 4, 2011 vs. Spain	0-4 L		64,121
July 10, 2015 vs. Haiti	1-0 W ^		46,720
Sept. 8, 2015 vs. Brazil	1-4 L		29,308

MICHIGAN (2-0-1)	GF: 5	GA: 2	Total Attendance: 136,882 Average Attendance: 45,627
-------------------------	--------------	--------------	---

DETROIT			
Ford Field: 1-0-0	GF: 2	GA: 0	Average Attendance: 28, 209
June 7, 2011 vs. Canada	2-0 W ^		28,209

PONTIAC			
Pontiac Silverdome: 1-0-1	GF: 3	GA: 2	Average Attendance: 54,337
Feb. 2, 1992 vs. C.I.S.	2-1 W		35,248
June 18, 1994 vs. Switzerland	1-1 T **		73,425

MINNESOTA (3-0-0)	GF: 11	GA: 0	Total Attendance: 52,285 Average Attendance: 17,428
--------------------------	---------------	--------------	--

ST. PAUL			
Allianz Field: 3-0-0	GF: 11	GA: 0	Average Attendance: 17,428
June 18, 2019 vs. Grenada	4-0 W ^		(so) 19,418
Feb. 2, 2022 vs. Honduras	3-0 W *		(so) 19,202
Sept. 12, 2023 vs. Oman	4-0 W		13,665

MISSOURI (11-2-3)	GF: 45	GA: 13	Total Attendance: 280,129 Average Attendance: 17,508
--------------------------	---------------	---------------	---

KANSAS CITY			
Arrowhead Stadium: 1-1-0	GF: 1	GA: 0	Average Attendance: 37,319
April 25, 2001 vs. Costa Rica	1-0 W *		37,319
July 1, 2024 vs. Uruguay	0-1 L @		55,460

Municipal Stadium: 1-0-0	GF: 6	GA: 2	Average Attendance: 2,265
Nov. 2, 1968 vs. Bermuda	6-2 W *		2,265

ST. LOUIS			
World Wide Technology Soccer Park: 3-0-1	GF: 10	GA: 2	Average Attendance: 6,681
Aug. 13, 1988 vs. Jamaica	5-1 W *		6,100
April 30, 1989 vs. Costa Rica	1-0 W *		8,500
Nov. 5, 1989 vs. El Salvador	0-0 T *		8,500
April 8, 1990 vs. Iceland	4-1 W		3,287
June 4, 1997 vs. Paraguay	0-0 T		7,016

Busch Memorial Stadium: 2-0-1	GF: 6	GA: 1	Average Attendance: 14,130
Oct. 6, 1984 vs. Netherlands Antilles	4-0 W *		12,436
May 15, 1985 vs. Trinidad & Tobago	2-1 W *		15,823

Busch Stadium: 1-0-1	GF: 7	GA: 2	Average Attendance: 32,029
Nov. 13, 2015 vs. St. Vincent & The Grenadines	6-1 W*		43,433
Sept. 10, 2019 vs. Uruguay	1-1 T		20,625

CITYPARK: 3-0-0	GF: 13	GA: 2	Average Attendance: 19,288
June 28, 2023 vs. St. Kitts and Nevis	6-0 W ^		21,216
Sept. 9, 2023 vs. Uzbekistan	3-0 W		15,569
Nov. 18, 2024 vs. Jamaica	4-2 W &		21,080

Public School Ground	GF: 2	GA: 3	Average Attendance: 1,500
July 6, 1957 vs. Canada	2-3 L *		1,500

NEVADA (3-0-0)	GF: 6	GA: 0	Total Attendance: 161,514 Average Attendance: 53,838
-----------------------	--------------	--------------	---

LAS VEGAS			
Allegiant Stadium: 4-2-3	GF: 6	GA: 0	Average Attendance: 53,838
Aug. 1, 2021 vs. Mexico	1-0 W ^ (aet)		(so) 61,514
June 15, 2023 vs. Mexico	3-0 W &		(so) 65,000
June 18, 2023 vs. Canada	2-0 W &		35,000

VENUE AND STADIUM LISTINGS BY STATE

NEW JERSEY (6-8-7)		GF: 17	GA: 25	Total Attendance: 773,450 Average Attendance: 36,831
EAST RUTHERFORD				
Giants Stadium: 4-2-3		GF: 13	GA: 12	Average Attendance: 51,041
May 2, 1979 vs. France		0-6 L		20,951
May 30, 1984 vs. Italy		0-0 T		31,210
June 5, 1989 vs. Peru		3-0 W		33,133
June 11, 2000 vs. Mexico		3-0 W		45,008
May 16, 2002 vs. Jamaica		5-0 W		30,659
July 21, 2005 vs. Honduras		2-1 W ^		41,721
July 24, 2005 vs. Panama		0-0 T ^ (3-1 pk)		31,018
June 8, 2008 vs. Argentina		0-0 T		78,682
July 26, 2009 vs. Mexico		0-5 L ^		79,156
MetLife Stadium: 0-3-1		GF: 1	GA: 8	Average Attendance: 59,152
Aug. 10, 2010 vs. Brazil		0-2 L		77,223
March 26, 2011 vs. Argentina		1-1 T		78,936
Sept. 7, 2018 vs. Brazil		0-2 L		32,489
Sept. 6, 2019 vs. Mexico		0-3 L		47,960
HARRISON				
Red Bull Arena: 1-3-0		GF: 2	GA: 5	Average Attendance: 20,795
Oct. 11, 2011 vs. Ecuador		0-1 L		23,735
June 1, 2014 vs. Turkey		2-1 W		26,762
Oct. 13, 2015 vs. Costa Rica		0-1 L		9,214
Sept. 1, 2017 vs. Costa Rica		0-2 L *		26,500
PISCATAWAY				
Rutgers Stadium: 1-0-3		GF: 1	GA: 0	Average Attendance: 15,530
May 5, 1990 vs. Malta		1-0 W		8,604
June 27, 1992 vs. Ukraine		0-0 T		11,815
May 25, 1994 vs. Saudi Arabia		0-0 T		5,576
June 25, 1995 vs. Colombia		0-0 T		36,126
NEW MEXICO (1-2-0)		GF: 1	GA: 3	Total Attendance: 33,332 Average Attendance: 11,111
ALBUQUERQUE				
University Stadium: 1-1-0		GF: 1	GA: 3	Average Attendance: 12,416
June 7, 1988 vs. Ecuador		0-1 L		8,500
April 30, 1994 vs. Chile		0-2 L		15,610
March 19, 2005 vs. Honduras		1-0 W		9,222
NEW YORK (2-3-2)		GF: 18	GA: 26	Total Attendance: 59,889 Average Attendance: 8,556
BROOKLYN				
Ebbets Field: 2-0-0		GF: 12	GA: 3	Average Attendance: 5,250
Nov. 6, 1925 vs. Canada		6-1 W		8,000
Nov. 8, 1925 vs. Canada		6-2 W		2,500
LONG ISLAND				
Hofstra Stadium: 0-0-1		GF: 0	GA: 0	Average Attendance: 10,000
Nov. 30, 1984 vs. Ecuador		0-0 T		10,000
NEW YORK				
Downing Stadium: 0-1-0		GF: 0	GA: 10	Average Attendance: 5,000
May 27, 1964 vs. England		0-10 L		5,000
Yankee Stadium: 0-1-1		GF: 6	GA: 9	Average Attendance: 8,695
June 8, 1953 vs. England		3-6 L		7,271
Sept. 15, 1968 vs. Israel		3-3 T		10,118

VENUE AND STADIUM LISTINGS BY STATE

RANDALL'S ISLAND

Randall's Island Stadium: 0-1-0
June 19, 1949 vs. Scotland

GF: 0
0-4 L

GA: 4

Average Attendance: 17,000
17,000

NORTH CAROLINA (5-1-2)

GF: 16

GA: 3

Total Attendance: 89,905
Average Attendance: 11,238

CARY

WakeMed Soccer Park: 1-0-1
April 11, 2006 vs. Jamaica
March 27, 2018 vs. Paraguay

GF: 2
1-1 T
1-0 W

GA: 1

Average Attendance: 8,959
8,093
9,825

CHARLOTTE

Bank of America Stadium
July 2, 2023 vs. Trinidad and Tobago

GF: 6
6-0 W ^

GA: 0

Average Attendance: 40,243
40,243

DAVIDSON

Richardson Field: 1-0-0
April 20, 1994 vs. Moldova

GF: 3
3-0 W

GA: 0

Average Attendance: 4,790
4,790

GREENSBORO

UNC-G Soccer Stadium: 0-0-1
Oct. 9, 1992 vs. Canada

GF: 0
0-0 T

GA: 0

Average Attendance: 2,097
2,097

HIGH POINT

A.J. Simeon Stadium: 2-1-0
Sept. 15, 1990 vs. Trinidad & Tobago
Sept. 14, 1991 vs. Jamaica
Oct. 16, 1993 vs. Ukraine

GF: 5
3-0 W
1-0 W
1-2 L

GA: 2

Average Attendance: 8,262
11,361
9,128
4,298

OHIO (15-3-5)

GF: 44

GA: 14

Total Attendance: 495,796
Average Attendance: 21,556

CLEVELAND

FirstEnergy Stadium: 3-1-0
May 26, 2006 vs. Venezuela
May 29, 2013 vs. Belgium
July 15, 2017 vs. Nicaragua
June 22, 2019 vs. Trinidad & Tobago

GF: 13
2-0 W
2-4 L
3-0 W ^
6-0 W ^

GA: 4

Average Attendance: 27,330
29,745
27,720
27,934
23,921

CINCINNATI

Nippert Stadium: 0-1-0
June 9, 2019 vs. Venezuela

GF: 0
0-3 L

GA: 3

Average Attendance: 23,955
23,955

TQL Stadium: 2-0-1

Nov. 12, 2021 vs. Mexico
June 5, 2022 vs. Morocco
July 9, 2023 vs. Canada
Sept. 10, 2024 vs. New Zealand

GF: 8
2-0 W *
3-0 W
2-2 T ^
1-1 T

GA: 3

Average Attendance: 21,551
(so) 26,000
24,002
24,979
15,711

COLUMBUS

Lower.com Field: 2-0-0
Oct. 13, 2021 vs. Costa Rica
Jan. 27, 2022 vs. El Salvador

GF: 3
2-1 W *
1-0 W *

GA: 1

Average Attendance: 20,082
20,164 (so)
20,000 (so)

MAPFRE Stadium: 8-1-3

Oct. 11, 2000 vs. Costa Rica
Feb. 28, 2001 vs. Mexico
June 7, 2001 vs. Ecuador
July 6, 2003 vs. Paraguay
June 13, 2004 vs. Grenada
Nov. 17, 2004 vs. Jamaica
Sept. 3, 2005 vs. Mexico
Feb. 11, 2009 vs. Mexico
Sept. 11, 2012 vs. Jamaica
Sept. 10, 2013 vs. Mexico
March 29, 2016 vs. Guatemala
Nov. 11, 2016 vs. Mexico

GF: 20
0-0 T *
2-0 W *
0-0 T
2-0 W
3-0 W *
1-1 T *
2-0 W *
2-0 W *
1-0 W *
2-0 W *
4-0 W *
1-2 L *

GA: 3

Average Attendance: 19,679
24,430
24,624
12,572
14,103
9,137
9,088
24,685
23,776
23,881
24,584
20,624
24,650

VENUE AND STADIUM LISTINGS BY STATE

OREGON (3-0-1)		GF: 10	GA: 2	Total Attendance: 75,617 Average Attendance: 18,904
PORTLAND				
Civic Stadium: 0-0-1		GF: 1	GA: 1	Average Attendance: 4,181
April 4, 1985 vs. Canada		1-1 D		4,181
Providence Park: 3-0-0		GF: 9	GA: 1	Average Attendance: 23,812
Sept. 7, 1997 vs. Costa Rica		1-0 W *		27,369
May 24, 1998 vs. Kuwait		2-0 W		25,343
July 9, 2013 vs. Belize		6-1 W ^		18,724
PENNSYLVANIA (7-2-3)		GF: 16	GA: 10	Total Attendance: 286,857 Average Attendance: 23,905
BETHLEHEM				
Goodman Stadium: 0-1-0		GF: 0	GA: 1	Average Attendance: 7,896
Oct. 23, 1993 vs. Ukraine		0-1 L		7,896
CHESTER				
PPL Park: 1-0-2		GF: 4	GA: 1	Average Attendance: 11,083
Oct. 12, 2010 vs. Colombia		0-0 T		8,823
July 25, 2015 vs. Panama		1-1 T (2-3 pk) ^		12,598
May 28, 2018 vs. Bolivia		3-0 W		11,828
HERSHEY				
Hershey Stadium: 1-0-0		GF: 3	GA: 1	Average Attendance: 12,063
May 9, 1990 vs. Poland		3-1 W		12,063
PHILADELPHIA				
Lincoln Financial Field: 5-0-1		GF: 10	GA: 4	Average Attendance: 37,738
July 18, 2009 vs. Panama		2-1 W (aet) ^		32,000
May 29, 2010 vs. Turkey		2-1 W		55,407
Aug. 10, 2011 vs. Mexico		1-1 T		30,138
June 11, 2016 vs. Paraguay		1-0 W @		51,041
July 19, 2017 vs. El Salvador		2-0 W ^		31,615
June 30, 2019 vs. Curaçao		1-0 W ^		26,233
Temple Stadium: 0-1-0		GF: 0	GA: 4	Average Attendance: 7,161
Sept. 25, 1968 vs. Israel		0-4 L		7,161
TENNESSEE (6-2-2)		GF: 18	GA: 5	Total Attendance: 323,682 Average Attendance: 32,638
CHATTANOOGA				
Finley Stadium: 1-0-0		GF: 1	GA: 0	Average Attendance: 17,903
Feb. 3, 2017 vs. Jamaica		1-0 W		17,903
NASHVILLE				
GEODIS Park: 1-0-0		GF: 4	GA: 0	Average Attendance: 18,486
Oct. 17, 2023 vs. Ghana		4-0 W		18,486
Nissan Stadium: 4-2-2		GF: 13	GA: 5	Average Attendance: 35,914
May 23, 2006 vs. Morocco		0-1 L		26,141
April 1, 2009 vs. Trinidad & Tobago		3-0 W *		27,959
March 29, 2011 vs. Paraguay		0-1 L		29,059
July 3, 2015 vs. Guatemala		4-0 W		44,835
July 8, 2017 vs. Panama		1-1 T ^		47,622
Sept. 11, 2018 vs. Mexico		1-0 W		40,194
July 3, 2019 vs. Jamaica		3-1 W ^		28,473
Sept. 5, 2021 vs. Canada		1-1 T *		43,028

VENUE AND STADIUM LISTINGS BY STATE

TEXAS (22-4-9)		GF: 51	GA: 20	Total Attendance: 1,068,950 Average Attendance: 30,541
ARLINGTON				
AT&T Stadium: 6-0-0		GF: 13	GA: 2	Average Attendance: 52,752
July 24, 2013 vs. Honduras		3-1 W ^		81,410
July 22, 2017 vs. Costa Rica		2-0 W ^		45,516
July 25, 2021 vs. Jamaica		1-0 W ^		41,318
March 21, 2024 vs. Jamaica		3-1 W (aet) &		40,926
March 24, 2024 vs. Mexico		2-0 W &		59,471
June 24, 2024 vs. Bolivia		2-0 W @		59,145
AUSTIN				
Q2 Stadium: 5-0-0		GF: 13	GA: 0	Average Attendance: 20,318
July 29, 2021 vs. Qatar		1-0 W ^		(so) 20,500
Oct. 7, 2021 vs. Jamaica		2-0 W *		(so) 20,500
June 10, 2022 vs. Grenada		5-0 W &		(so) 20,500
Nov. 16, 2023 vs. Trinidad & Tobago		3-0 W &		19,850
Oct. 12, 2024 vs. Panama		2-0 W		20,239
DALLAS				
Cotton Bowl: 5-1-2		GF: 10	GA: 6	Average Attendance: 20,579
Sept. 8, 1974 vs. Mexico		0-1 L		22,164
July 10, 1993 vs. Jamaica		1-0 W ^		11,642
July 14, 1993 vs. Panama		2-1 W ^		13,771
July 17, 1993 vs. Honduras		1-0 W ^		18,107
July 21, 1993 vs. Costa Rica		1-0 W (asdet) ^		14,826
March 26, 1994 vs. Bolivia		2-2 T		26,835
March 25, 1995 vs. Uruguay		2-2 T		12,242
April 28, 2004 vs. Mexico		1-0 W		45,048
FRISCO				
Toyota Stadium: 3-0-1		GF: 7	GA: 1	Average Attendance: 14,408
Feb. 19, 2006 vs. Guatemala		4-0 W		14,453
March 28, 2007 vs. Guatemala		0-0 T		10,932
July 7, 2015 vs. Honduras		2-1 W ^		22,357
May 25, 2016 vs. Ecuador		1-0 W		9,893
FT. WORTH				
Herman Clark Stadium: 0-0-1		GF: 0	GA: 0	Average Attendance: 6,000
June 12, 1988 vs. Ecuador		0-0 T		6,000
HOUSTON				
BBVA Compass Stadium: 0-0-2		GF: 1	GA: 1	Average Attendance: 14,885
Jan. 29, 2013 vs. Canada		0-0 T		11,737
March 26, 2019 vs. Chile		1-1 T		18,033
Delmar Stadium: 0-1-0		GF: 0	GA: 2	Average Attendance: 10,500
June 10, 1988 vs. Ecuador		0-2 L		10,500
NRG Stadium: 1-1-2		GF: 3	GA: 6	Average Attendance: 70,202
May 8, 2003 vs. Mexico		0-0 T		69,582
Feb. 6, 2008 vs. Mexico		2-2 T		70,103
June 22, 2011 vs. Panama		1-0 W ^		70,267
June 21, 2016 vs. Argentina		0-4 L @		70,858
IRVING				
Texas Stadium: 0-0-1		GF: 1	GA: 1	Average Attendance: 22,787
Nov. 24, 1991 vs. Costa Rica		1-1 T		22,787
SAN ANTONIO				
Alamodome: 1-0-0		GF: 2	GA: 0	Average Attendance: 64,369
April 15, 2015 vs. Mexico		2-0 W		64,369
North East Stadium: 1-0-0		GF: 1	GA: 0	Average Attendance: 5,150
June 14, 1988 vs. Costa Rica		1-0 W		5,150

VENUE AND STADIUM LISTINGS BY STATE

Toyota Field: 0-1-0
Jan. 20, 2024 vs. Slovenia
GF: 0 **GA: 1**
0-1 L
Average Attendance: 9,191
9,191

UTAH (5-0-1)
GF: 11 **GA: 2**
Total Attendance: 133,721
Average Attendance: 22,287

SALT LAKE CITY
Rice-Eccles Stadium: 1-0-0
June 4, 2005 vs. Costa Rica
GF: 3 **GA: 0**
3-0 W *
Average Attendance: 40,586
40,586

SANDY
Rio Tinto Stadium: 4-0-1
Sept. 5, 2009 vs. El Salvador
June 18, 2013 vs. Honduras
July 13, 2013 vs. Cuba
June 3, 2017 vs. Venezuela
June 9, 2021 vs. Costa Rica
GF: 12 **GA: 3**
2-1 W *
1-0 W *
4-1 W ^
1-1 T
4-0 W
Average Attendance: 18,647
19,066
20,250
17,597
17,315
19,007

VIRGINIA (2-0-0)
GF: 4 **GA: 1**
Total Attendance: 28,428
Average Attendance: 14,214

RICHMOND
University of Richmond Stadium: 2-0-0
Nov. 10, 1996 vs. Trinidad & Tobago
June 8, 2003 vs. New Zealand
GF: 4 **GA: 0**
2-0 W *
2-1 W
Average Attendance: 14,214
19,312
9,116

WASHINGTON (8-3-1)
GF: 24 **GA: 10**
Total Attendance: 278,687
Average Attendance: 25,335

SEATTLE
Lumen Field: 6-0-0
March 29, 2003 vs. Venezuela
July 7, 2005 vs. Cuba
July 9, 2005 vs. Canada
July 4, 2009 vs. Grenada
June 11, 2013 vs. Panama
June 16, 2016 vs. Ecuador
GF: 16 **GA: 2**
2-0 W
4-1 W ^
2-0 W ^
4-0 W ^
2-0 W *
2-1 W @
Average Attendance: 25,385
17,819
15,831
15,109
15,387
40,847
47,322

Kingdome: 1-1-1
Oct. 20, 1976 vs. Canada
Feb. 3, 1979 vs. Soviet Union
Jan. 29, 1994 vs. Russia
GF: 4 **GA: 4**
2-0 W *
1-3 L
1-1 T
Average Attendance: 24,881
17,675
13,317
43,651

SAFECO Field: 1-0-0
March 2, 2002 vs. Honduras
GF: 4 **GA: 0**
4-0 W
Average Attendance: 38,534
38,534

Seattle High School Memorial Stadium: 0-1-0
March 2, 2002 vs. Honduras
GF: 0 **GA: 4**
4-0 W
Average Attendance: 13,195
13,195

WISCONSIN (0-1-0)
GF: 1 **GA: 2**
Total Attendance: 12,574
Average Attendance: 12,574

MILWAUKEE
County Stadium: 0-1-0
July 28, 1990 vs. East Germany
GF: 1 **GA: 2**
1-2 L
Average Attendance: 12,574
12,574

Key: * FIFA World Cup qualifier
 ** FIFA World Cup
 ^ Concacaf Gold Cup
 @ Copa America
 ++ Concacaf Cup
 & Concacaf Nations League

U.S. Men's National Team Year-By-Year Records

Year	GP	W	L	T	GF	GA	Pct.	Year	GP	W	L	T	GF	GA	Pct.
1916	2	1	0	1	4	3	.750	1987	3	1	2	0	2	4	.333
1924	4	2	2	0	5	8	.500	1988	13	3	7	3	9	16	.346
1925	2	1	1	0	6	2	.500	1989	12	6	3	3	12	7	.625
1926	1	1	0	0	6	1	1.000	1990	22	8	11	3	29	32	.432
1928	2	0	1	1	5	14	.250	1991	17	8	4	5	22	13	.618
1930	4	2	2	0	10	10	.500	1992	21	6	11	4	21	27	.381
1934	2	1	1	0	5	9	.500	1993	34	10	13	11	45	44	.456
1936	1	0	1	0	0	1	.000	1994	27	7	9	11	30	28	.463
1937	3	0	3	0	6	19	.000	1995	14	5	6	3	20	18	.464
1947	2	0	2	0	2	10	.000	1996	16	10	4	2	28	19	.688
1948	3	0	3	0	0	25	.000	1997	18	5	6	7	22	21	.472
1949	5	1	3	1	8	19	.300	1998	16	6	6	4	15	13	.500
1950	3	1	2	0	4	8	.333	1999	13	7	4	2	19	13	.615
1952	2	0	2	0	0	14	.000	2000	17	9	2	6	34	11	.706
1953	1	0	1	0	3	6	.000	2001	15	6	6	3	14	13	.500
1954	4	2	2	0	7	9	.500	2002	20	12	6	2	34	18	.650
1955	1	0	1	0	2	3	.000	2003	16	10	4	2	28	10	.688
1956	1	0	1	0	1	9	.000	2004	15	8	1	6	28	9	.733
1957	4	0	4	0	5	21	.000	2005	20	13	3	4	33	12	.750
1959	1	0	1	0	1	8	.000	2006	13	6	4	3	20	14	.577
1960	2	0	1	1	3	6	.250	2007	18	12	5	1	31	19	.694
1961	1	0	1	0	0	2	.000	2008	14	9	3	2	30	8	.714
1964	1	0	1	0	0	10	.000	2009	24	13	8	3	43	36	.604
1965	4	1	1	2	4	5	.500	2010	14	5	5	4	19	21	.500
1968	9	4	4	1	22	22	.500	2011	17	6	8	3	16	20	.441
1969	2	0	2	0	0	3	.000	2012	14	9	2	3	23	13	.750
1972	4	0	3	1	6	10	.125	2013	23	16	4	3	51	23	.761
1973	12	3	9	0	5	22	.250	2014	15	6	5	4	20	20	.533
1974	2	0	2	0	1	4	.000	2015	20	10	6	4	42	26	.600
1975	5	0	5	0	1	22	.000	2016	19	12	6	1	37	20	.657
1976	8	1	2	5	3	7	.438	2017	19	10	2	7	34	14	.710
1977	8	3	3	2	7	11	.500	2018	11	3	5	3	10	14	.409
1978	3	0	2	1	0	3	.167	2019	18	11	5	2	38	14	.666
1979	7	2	5	0	9	20	.286	2020	4	3	0	1	13	2	.875
1980	6	2	2	2	7	9	.500	2021	22	17	2	3	46	12	.841
1982	1	1	0	0	2	1	1.000	2022	16	6	4	6	21	12	.563
1983	1	1	0	0	2	0	1.000	2023	18	10	3	5	47	13	.694
1984	9	3	2	4	11	9	.556	2024	14	6	6	2	19	18	.500
1985	8	2	3	3	6	12	.438								
1986	2	0	0	2	1	1	.500								
Totals	785	345	272	168	1175	1023	.546								

ALL-TIME RECORDS



U.S. Men's National Team All-Time Player Appearances

Player	A		Era
	Caps	Goals	
Aaronson, Brenden	47	8	2020-2024
Aaronson, Paxten	1	0	2023
Acosta, Jorge	12	0	1991-1992
Acosta, Kellyn	58	2	2016-2023
Adams, Tyler	42	2	2017-2024
Adu, Freddy	17	2	2006-2011
Agbossoumonde, Gale	1	0	2010
Agoos, Jeff	134	4	1988-2003
Agudelo, Juan	28	3	2010-2018
Aitken, Robert	1	0	1928
Akinola, Ayo	1	1	2020
Albrecht, Dietrich	9	2	1968-1969
Albright, Chris	22	1	1999-2007
Alexander, Eric	2	0	2011-2014
Allen Jr., R.	1	0	1928
Allnutt, Yari	5	2	1992-1993
Altomose, Charles	1	0	1936
Altidore, Jozy	115	42	2007-2019
Alvarado, Ventura	13	0	2015
Aly, Amr	8	0	1984-1985
Amon, Jonathan	2	0	2018-2019
Annis, Robert	1	0	1948
Araujo, Julian	1	0	2020
Arena, Bruce	1	0	1973
Armas, Chris	66	2	1998-2005
Armstrong, Desmond	81	0	1987-1994
Arnaud, Davy	7	1	2008-2009
Arriola, Paul	50	10	2016-2023
Askew, John	4	0	1979-1984
Atencio, Josh	1	0	2024
Atheneos, George	1	1	1953
Auld, Andy	5	2	1926-1930

Player	B		Era
	Caps	Goals	
Baba, Imad	1	0	1999
Bachmeier, Adolf	15	0	1959-1969
Bahr, Walter	19	1	1948-1957
Baicher, Jeff	2	0	1990-1991
Baird, Corey	4	0	2019
Bajraktarevic, Esmir	1	0	2024
Baker, Gerry	7	2	1968-1969
Balboa, Marcelo	127	13	1988-2000
Balogun, Folarin	17	5	2023-2024
Banach, Orest	4	0	1969-1972
Bandov, Boris	33	2	1976-1983
Banks, Jimmy	36	0	1985-1991
Barone, Gary	1	0	1972
Barrett, Chad	1	0	2008
Barrett, Wade	2	0	2002-2007
Bartkus, Francis	1	0	1936
Barto, Barry	16	0	1972-1975
Bassett, Cole	1	1	2021
Battles, Barney	1	0	1925
Bayardo-Abaunza	3	0	1965-1969
Beasley, DaMarcus	126	17	2001-2017
Beckerman, Kyle	58	1	2007-2016
Beckman, Raymond P.	3	0	1948
Bedoya, Alejandro	66	2	2010-2017
Bellinger, Tony	7	1	1977-1980

Player	B (CONTINUED)		Era
	Caps	Goals	
Bello, George	7	0	2021-2022
Beltran, Tony	3	0	2013-2014
Benedek, Janos	4	0	1968
Benedetti, Scott	1	0	1996
Benedict, Brian	4	0	1991-1992
Benitez, Jorge	2	0	1972
Berhalter, Gregg	44	0	1994-2006
Bertani, William J.	3	0	1948
Besler, Matt	47	1	2013-2017
Best, John	1	0	1973
Bicek, Helmut	5	2	1960-1965
Bick, Sam	2	0	1976
Biefeld, Eric	2	0	1986
Bingham, David	3	0	2016-2017
Birnbaum, Steve	11	1	2015-2017
Bliss, Brian	33	2	1984-1995
Bocanegra, Carlos	110	14	2001-2012
Bonezzi, Antonio	1	0	1961
Bono, Alex	1	0	2018
Bookie, Mike	1	0	1930
Booth, Taylor	2	0	2023
Borchers, Nat	3	0	2005-2010
Borghi, Frank	9	0	1949-1954
Borja, Hernan	11	3	1982-1988
Bornstein, Jonathan	38	2	2007-2011
Borodiak, Ivan	1	0	1964
Boswell, Bobby	3	0	2006-2007
Boyd, Terrence	13	0	2012-2016
Boyd, Tyler	10	2	2019
Bradley, Gordon	1	0	1973
Bradley, Michael	151	17	2006-2019
Brady, Michael	3	0	1984-1985
Braga, Jesse	2	0	1947
Bravo, Paul	4	1	1994-1999
Brcic, David	4	0	1979-1985
Brewster, Ben	1	1	1973
Brix, Aage	1	0	1924
Brooks, John	45	3	2013-2020
Brose, Dario	4	1	1994-1997
Brown, C.J.	15	0	1998-2003
Brown, David	3	4	1925-1926
Brown, George	1	0	1957
Brown, James	4	1	1930
Bruin, Will	2	0	2013
Buddle, Edson	11	3	2003-2012
Bunbury, Teal	4	1	2010-2012
Burkard, Robert	2	0	1952-1957
Burness, Gordon	1	0	1926
Burns, Mike	75	0	1992-1998
Busch, Jon	1	0	2005
Busio, Gianluca	17	1	2021-2024
Bustamente, Carlos	1	0	1961

Player	C		Era
	Caps	Goals	
Calichman, Dan	3	0	1997
Califano, Dan	1	0	1973
Caligiuri, Paul	110	5	1984-1997
Califf, Danny	23	1	2002-2009
Cameron, Fred	6	0	1959-1969

ALL-TIME PLAYER APPEARANCES

C (CONTINUED)

Player	Caps	Goals	Era
Cameron, Geoff	55	4	2010-2017
Cannon, Joe	2	0	2003-2005
Cannon, Reggie	28	1	2018-2022
Canter, Dan	9	0	1983-1985
Cantillo, Ringo	11	0	1979-1982
Capurro, Carmen	2	0	1973
Cardoso, Johnny	18	0	2020-2024
Carniham, William	2	0	1925-1926
Carroll, Brian	8	0	2005-2010
Carroll, Henry	2	1	1928
Carson, William	1	0	1959
Carter-Vickers, Cameron	18	0	2017-2024
Casey, Conor	19	2	2004-2010
Casey, Cornelius	4	1	1954
Castillo, Edgar	18	0	2009-2016
Cayemitte, Dave	1	0	1984
Cecic, Tom	1	0	1968
Chachurian, Yprem	4	1	1953-1954
Chandler, Peter	3	0	1975
Chandler, Timmy	29	1	2011-2016
Cherundolo, Steve	87	2	1999-2012
Child, Paul	2	0	1973
Ching, Brian	45	11	2003-2010
Chronopoulos, Ted	1	0	1997
Chung, Mark	24	2	1991-1998
Chyzowych, Walter	3	0	1964-1965
Cinowitz, Ben	1	0	1959
Clark, Colin	1	0	2009
Clark, Ricardo	34	3	2005-2012
Clarke, Neil G.	2	0	1916
Clavijo, Fernando	61	0	1990-1994
Clear, Edward	5	0	1968
Cogsville, Donald	6	0	1988
Cohen, Neil	1	0	1976
Coker, Ade	5	3	1984
Collins, Michael	2	0	1988
Colombo, Charles M.	13	0	1948-1952
Comrie, Elvis	4	0	1984
Connelly, William	1	0	1953
Conrad, Jimmy	28	1	2005-2010
Constantino, Mike	1	0	1988
Conterio, William	1	0	1956
Convey, Bobby	46	1	2000-2008
Cook, Elwood	4	0	1952-1957
Cooper, Albert	2	0	1928
Cooper, Harry	2	1	1916
Cooper, Kenny	10	4	2007-2009
Corona, Joe	23	3	2012-2018
Corrales, Ramiro	6	0	1996-2008
Correa, Cecil	1	0	1973
Coskunian, Dave	3	0	1973-1974
Counce, Dan	5	0	1974-1976
Covone, Neil	6	0	1988-1990
Cowell, Cade	11	1	2021-2024
Cozier, Mac	1	0	1996
Craddock, Robert	1	0	1954
Cremaschi, Benja	1	0	2023
Crescitelli, Tony	1	0	1983
Crockett, James	1	0	1936
Cronin, Sam	2	0	2009
Crook, Bill	1	0	1984
Crow, Kevin	13	0	1984-1988
Crudo, Tony	7	0	1979-1982

C (CONTINUED)

Player	Caps	Goals	Era
Alberto	1	0	1991
Cullen, Leo	3	0	1999-2002
Cunningham, Jeff	14	1	2001-2010
Currie, John	2	0	1937
Czerkiewicz, Adolf "Ed"	2	0	1934
Cziotka, Andy	4	0	1965

D

Player	Caps	Goals	Era
Dalrymple, Sam	2	0	1924
Dani, Peter	2	0	1976
Davies, Charlie	17	4	2007-2009
Davis, Brad	17	0	2005-2014
Davis, Irving	5	0	1924-1925
Davis, Rick	35	7	1977-1988
Dayak, Troy	9	0	1990-1991
Deal, John	2	0	1928
DeBrito, John	6	0	1991-1992
DeBrito, Pedro	1	0	1983
Decker, Otto	1	2	1953
Decker, Rolf	4	0	1953-1955
Deering, Chad	18	1	1993-2000
Del Liano, Windsor	1	0	1973
DeLaGarza, A.J.	2	0	2012
de la Fuente, Konrad	3	0	2020-2021
DeLaGarza, A.J.	2	0	2012
de la Torre, Luca	24	1	2018-2024
Del Liano, Windsor	1	0	1973
Delgado, Marky	6	0	2018
DeLong, Gary	6	0	1968
DeMerit, Jay	25	0	2007-2011
Demko, William J.	2	0	1924
Demling, Buzz	4	0	1973-1975
Dempsey, Clint	141	57	2004-2017
Dest, Sergiño	33	2	2019-2024
D'Errico, David	19	0	1974-1977
Deszofi, Bill	1	0	1973
DiBernardo, Angelo	20	3	1979-1985
DiBernardo, Paul	1	0	1985
Dick, Walter	1	0	1934
Diedrichsen, Matt B.	1	0	1916
Diffley, John	7	0	1988
Dike, Daryl	8	3	2021
Diskrud, Mix	38	6	2010-2016
Djordjevic, Slodubian	1	0	1972
Dodd, Mark	15	0	1988-1998
Domingues, Altino	4	0	1975
Donelli, Aldo "Buff"	2	5	1934
Donigan, Dan	1	0	1990
Donlic, Tony	7	0	1977
Donovan, Landon	157	57	2000-2014
Dooley, Thomas	81	7	1992-1999
Dorian, George	1	0	1956
Douglas, James	9	0	1924-1930
Doyle, John	53	3	1987-1994
Droege, Don	8	0	1977-1979
Duback, Jeff	4	0	1987-1989
Dubienny, John	3	0	1937
DuBose, Winston	14	0	1979-1985
Duffy, John	2	0	1928
Duffrene, Ronil	2	0	1991
Duncan, Kyle	1	0	2020
Dunivant, Todd	2	0	2006
Dunn, Jason	3	0	1994

ALL-TIME PLAYER APPEARANCES

D (CONTINUED)

Player	Caps	Goals	Era
Durgan, Jeff	7	1	1983-1985
Dwyer, Dom	4	2	2017

E

Player	Caps	Goals	Era
Ebobisse, Jeremy	1	0	2019
Eck, Ted	13	1	1989-1996
Edu, Maurice	46	1	2007-2014
Eichmann, Eric	29	4	1986-1993
Ellis, Charles H.	2	2	1916
Ely, Alex	4	0	1960-1965
Embarger, Edward	2	0	1954
Engedal, Svend	3	0	1956-1957
Enochs, Joe	1	0	2001
Eppy, William	1	0	1957
Ervine, Dale	5	0	1985-1993
Eskandarian, Alecko	1	0	2003
Etherington, Gary	7	0	1977-1979
Evans, Bert	1	0	1959
Evans, Brad	27	1	2009-2017

F

Player	Caps	Goals	Era
Fajkus, Charlie	3	0	1982-1985
Farfan, Marco	1	0	2020
Farquhar, Doug	1	0	1959
Farrell, Harry	2	0	1924
Feher, Sandy	3	0	1968
Feilhaber, Benny	44	2	2007-2017
Ferguson, Jack	1	0	1925
Ferrans, Thompson	3	0	1937
Ferreira, Jesús	23	15	2020-2023
Ferreira, Joe	4	0	1947-1948
Feuer, Ian	1	0	1992
Ficken, Dieter	1	0	1972
Fidelia, Pat	1	0	1979
Fiedler, William	1	0	1936
Findlay, William	4	0	1924-1928
Findley, Robbie	11	0	2007-2010
Fink, Joe	6	0	1973-1975
Finlay, Ethan	3	0	2016
Finn, Kenny	2	0	1960-1961
Fister, Karl	2	1	1960
Flater, Mike	15	0	1972-1977
Flores, Jorge	1	0	1996
Florie, Thomas	8	2	1925-1934
Ford, James	1	0	1916
Formoso, Santiago	7	0	1975-1977
Fossey, Marlon	1	0	2024
Fowles, Colin	18	0	1977-1980
Fox, Mike	16	0	1984-1988
Franchino, Joe	1	0	2000
Francillo, Tony	1	0	1973
Frank, Steve	1	0	1973
Franklin, Sean	1	0	2011
Franks, Leroy	1	0	1957
Fraser, Robin	27	0	1988-2001
Freitag, Willy	3	0	1960-1961
Friedel, Brad	82	0	1992-2004
Fry, Chance	5	0	1984
Fuchs, Steve	3	0	1988

G

Player	Caps	Goals	Era
Gabarra, Jim	14	0	1987-1989
Gaetjens, Joseph	3	1	1950
Gajda, Andrew	1	0	1936
Galati, Tom	1	0	1975
Gall, Romain	1	0	2018
Gallagher, James	7	1	1928-1934
Gansler, Robert	5	0	1968
Garber, Randy	1	0	1975
Garcia, Justo	1	0	1964
Garcia, Nick	6	0	2003-2004
Garcia, Poli	2	0	1975
Garza, Greg	10	0	2014-2017
Gasper, Chase	1	0	2020
Gatt, Joshua	2	0	2012-2013
Gaven, Eddie	8	0	2004-2010
Geimer, Gene	6	2	1972-1973
Gentile, Carl	6	0	1968
Georges, Emmanuel	3	0	1973
Gerley, Victor	6	0	1965-1968
Getzinger, Rudy	8	1	1964-1973
Gibbs, Cory	19	0	2003-2006
Gil, Luis	2	0	2014-2015
Gillen, Ted	3	0	1988
Gioacchini, Nicholas	8	3	2020-2021
Gjonbalaj, Sadri	5	1	1986-1993
Glenn, Rudy	1	0	1984
Goldie, Malcolm	1	0	1925
Gomez, Herculez	24	6	2007-2013
Gomez, Jonathan	1	0	2021
Gonsalves, William	6	1	1930-1934
Gonzalez, Omar	52	3	2010-2019
Gooch, Lynden	4	0	2016-2018
Goodson, Clarence	46	5	2008-2014
Gordon, Alan	2	0	2012-2015
Gormley, Robert	1	0	1954
Gorsek, Jim	2	0	1985
Gosselin, Mike	1	0	1992
Goulet, Brent	8	0	1986-1990
Grabowski, Gene	1	0	1957
Graesser, Herman	1	0	1949
Green, Alan	1	0	1984
Green, Julian	15	4	2014-2018
Green, Richard	1	0	1973
Gregorian, Mike	1	0	1988
Greinert, Frank	1	0	1936
Gressel, Julian	6	0	2023
Grgurev, Fred	14	1	1973-1976
Grimes, Kevin	5	0	1988
Grivnow, Steve	2	0	1948-1954
Gros, Josh	1	0	2007
Gutierrez, Diego	1	0	2001
Gutierrez, Henry	1	0	1999
Guzan, Brad	64	0	2006-2019
Gyau, Joe	3	0	2014-2019
Gyau, Philip	6	0	1989-1991

ALL-TIME PLAYER APPEARANCES

H			
Player	Caps	Goals	Era
Hahnemann, Marcus	9	0	1994-2011
Hall, Dick	4	0	1973-1975
Hamid, Bill	8	0	2012-2020
Hamilton, Raymond	2	0	1937
Hamlyn, Alan	4	0	1972-1975
Hannah, James	1	0	1957
Hantak, Ted	3	2	1987
Harbor, Jean	15	0	1992-1996
Harkes, John	90	6	1987-2000
Harris, Tim	1	0	1985
Hart, Edward	2	0	1924
Hartman, Kevin	5	0	1999-2006
Hausmann, Larry	8	0	1963-1972
Hawkins, Eddie	1	0	1984
Heaps, Jay	4	0	2009
Hedges, Matt	5	0	2015-2017
Hejduk, Frankie	85	7	1996-2009
Hemingsley, John J.	2	0	1916
Henderson, Chris	79	3	1990-2001
Herd, William	1	0	1925
Hernandez, Manny	2	0	1974
Herrera, Aaron	1	0	2021
Herz, Eberhard	1	0	1960
Hill, Kamani	2	0	2007
Hjulian, Julius	2	0	1934
Hoban, Michael "Mick"	1	0	1973
Hoffman, Moe	1	0	1973
Holden, Stuart	25	3	2009-2013
Holmes, Duane	2	0	2019
Holocher, Paul	1	0	1996
Hooker, Jeff	12	1	1984-1987
Hornberger, Raymond	4	0	1924
Hoppe, Matthew	8	1	2021-2023
Horvath, Charles	1	0	1964
Horvath, Ethan	10	0	2016-2024
Howard, Tim	121	0	2002-2017
Hulcer, Larry	8	1	1979-1980
Huseinovic, Mirsad	1	0	1992
Hyndman, Emerson	2	0	2014-2016
Hynes, Jackie	4	0	1949

I			
Player	Caps	Goals	Era
Ianni, Tayt	1	0	1996
Ibarra, Miguel	3	0	2014-2015
Ibsen, Zak	15	0	1992-1998
Ihemelu, Ugo	2	0	2006-2009
Imler, Erik	1	0	1993
Ivanow, Mike	10	0	1967-1975
Ivic, Frank	1	0	1973

J			
Player	Caps	Goals	Era
Jackson, Aziel	1	0	2024
Jaguande, Carlos	2	0	1992
James, Bernie	2	0	1988
Jaqua, Nate	3	0	2006-2008
Jeffries, Mike	3	0	1984-1985
Johannsson, Aron	19	4	2013-2015
Johnson, Carl	2	0	1924
Johnson, Eddie	63	19	2004-2014
Johnson, Fabian	57	2	2011-2017

J (CONTINUED)			
Player	Caps	Goals	Era
Johnson, Sean	13	0	2011-2023
Jonas, Mark	1	0	1991
Jones, Cobi	164	15	1992-2004
Jones, DeJuan	8	0	2023-2024
Jones, F. Burke	3	0	1924
Jones, Jermaine	69	4	2010-2017
Joseph, Miles	3	0	1996-1998

K			
Player	Caps	Goals	Era
Kain, Tom	5	0	1986-1987
Kamungo, Bernard	1	0	2024
Kapp, Erhardt	5	1	1983-1985
Kehoe, Bob	4	0	1965
Keller, Kasey	102	0	1990-2007
Kelly, Ed	2	0	1975
Kelly, James	1	0	1925
Keough, Harry	19	1	1949-1957
Keough, Ty	8	0	1979-1980
Kerr, Findlay	1	0	1926
Kerr, John, Jr.	16	2	1984-1995
Kessler, Henry	2	0	2021
Kiesewetter, Jerome	2	0	2016
Kikel, Alfred	1	0	1968
Kinnear, Dominic	55	9	1990-1994
Kirk, Joey	7	0	1987-1988
Kirovski, Jovan	62	9	1994-2004
Kitchen, Perry	5	0	2015-2016
Klein, Chris	22	5	2000-2006
Kljestan, Sacha	52	6	2007-2017
Klopas, Frank	39	12	1987-1998
Kmosko, Matt	3	0	1992
Knight, Hayden	3	0	1984
Kofler, Helmut	5	0	1968
Kooiman, Cle	12	1	1993-1994
Kotschau, Ritchie	1	0	2005
Kovacs, Fred	4	0	1972-1973
Krat, Nick	14	0	1968-1972
Kreiger, Cornell	3	0	1965
Kreis, Jason	14	1	1996-2000
Krische, Joseph	3	0	1960
Krumpe, Paul	24	1	1986-1991
Kuntner, Rudolf F.	2	2	1928

L			
Player	Caps	Goals	Era
Ladouceur, Jacques	10	2	1984-1985
Lagos, Manny	3	0	2001-2003
Lalas, Alexi	96	9	1989-1998
Lapper, Mike	43	1	1991-1995
Larentowicz, Jeff	4	0	2011-2012
Lassiter, Roy	30	4	1992-2000
Lawson, Doc	3	0	1979
Ledezma, Richy	1	0	2020
Leeper, Curtis	1	0	1979
Lehman, William	1	0	1934
Lennon, Brooks	1	0	2021
Leonetti, Joey	2	0	1992-1996
Lewis, Eddie	82	10	1996-2008
Lewis, Jonathan	8	2	2019-2021
Lichaj, Eric	16	1	2010-2018
Ligeon, Maurice	1	0	1994

ALL-TIME PLAYER APPEARANCES

L (CONTINUED)

Player	Caps	Goals	Era
Lignos, John	1	0	1982
Lillie, Bud	1	0	1957
Lima, Nick	9	0	2019
Liotart, Hank	4	0	1975
Liveric, Mark	16	3	1973-1980
Llamosa, Carlos	29	0	1998-2002
Llanez, Ulysses	3	1	2020
Lletget, Sebastian	33	8	2017-2021
Logush, Tim	1	0	1975
Long, Aaron	35	3	2018-2023
Looby, William	9	6	1954-1959
Lopez, Miguel Angel	1	0	1977
Lovitz, Daniel	13	0	2019
Loyd, Zach	3	0	2011-2012
Lozzano, Lawrence	7	0	1994-1996
Luna, Diego	1	0	2024
Lund, Kristoffer	7	0	2023-2024
Lutkefedder, Fred	1	0	1936
Luzniak, Zen	1	0	1988
Lyons, Jack P.	2	0	1928

M

Player	Caps	Goals	Era
Maca, Alain	5	0	1973-1975
Maca, Joseph	3	1	1950
Machado, Joe	2	0	1947
Mahy, Barry	4	0	1973
Maisonneuve, Brian	13	0	1997-2002
Makowski, Greg	12	1	1978-1980
Malinowski, Donald	4	0	1954-1955
Malizewski, Michael	3	0	1968-1969
Maloney, Lennard	2	0	2023
Mapp, Justin	8	0	2005-2007
Margenson, Henry	1	0	1937
Marina, Alfonso	1	0	1955
Marsch, Jesse	2	0	2001-2007
Marshall, Chad	12	1	2005-2017
Marshall, Jack	1	1	1926
Martin, Lucas	2	0	1988
Martin, Manuel	10	0	1947-1949
Martin, Tim	2	0	1993-1996
Martinelli, Joe	3	0	1937
Martinich, Art	3	0	1973
Martino, Kyle	8	1	2002-2006
Mason, John	1	0	1976
Mason, Michael	5	0	1997
Masters, Mike	1	0	1992
Mastroeni, Pablo	65	0	2001-2009
Mata, Walner	7	0	1969-1973
Mate, Andy	1	0	1964
Matevich, Pete	4	2	1949
Mathis, Clint	46	12	1998-2005
Matteson, Bob	2	0	1974
Mausser, Arnold	35	0	1975-1985
Mayer, Alan	6	0	1976-1977
McAlees, Sam	2	0	1937
McAlister, Jim	6	0	1977-1979
McBride, Brian	95	30	1993-2006
McBride, Pat	5	0	1964-1975
McCarty, Chad	1	0	1999
McCarty, Dax	13	0	2009-2017
McCully, Charles	11	0	1973-1975
McCully, Henry	2	1	1975

M (CONTINUED)

Player	Caps	Goals	Era
McEwan, John	3	2	1937
McFarlane, Tom	1	0	1925
McGhee, Bart	3	1	1930
McGlynn, Jack	1	0	2024
McGuire, Duncan	1	0	2024
McGuire, Johnny	1	0	1925
McHugh, Ebby	1	0	1952
McIlvenny, Edward	3	0	1950
McKennie, Weston	58	11	2017-2024
McKenzie, Mark	17	0	2020-2024
McKeon, Matt	2	0	1999
McLaughlin, Ben	13	0	1948-1957
McLean, Willie	2	0	1934
McMillan, Doug	2	0	1973
Megson, Neil	2	0	1988
Mendoza, Ruben	6	2	1952-1959
Meola, Tony	100	0	1988-2006
Merrick, Alan	1	0	1983
Metidieri, Carlos	2	0	1973
Meyerdierks, Henry	1	0	1925
Miazga, Matt	28	1	2015-2023
Michel, Helmut	1	0	1961
Michaels, Joseph	3	0	1937-1947
Michallik, Janusz	44	1	1991-1994
Mihailovich, Ane	5	0	1977
Mihailovic, Djordje	11	3	2020-2023
Millar, Bob	2	0	1925
Millar, Peter	13	9	1968-1972
Milne, Ray	1	0	1953
Mitic, Ilija	1	0	1973
Moniz, Frank	2	0	1947
Monsen, Lloyd	5	0	1952-1957
Moor, Drew	5	0	2007-2008
Moore, Cecil	1	0	1953
Moore, Joe-Max	100	24	1992-2002
Moore, Johnny	11	0	1972-1975
Moore, Shaq	19	1	2018-2024
Moorhouse, George	7	0	1926-1934
Mora, Sergio	1	0	1972
Morales, Alfredo	16	0	2013-2019
Morris, Aidan	9	0	2023-2024
Morris, Billy	1	0	1926
Morris, Jordan	55	11	2014-2022
Morrow, Justin	4	0	2013-2018
Moyers, Steve	8	2	1980-1984
Mueller, Chris	2	2	2020-2021
Mulholland, Jakes	2	0	1924
Mullan, Brian	4	0	2004-2007
Mulrooney, Richard	14	0	2001-2004
Muniz, Amiel	1	0	1949
Murphy, Eddie	18	5	1955-1969
Murphy, James	2	1	1957
Murphy, Russell	2	0	1957
Murray, Bruce	85	21	1985-1993
Murray, Thomas	2	0	1916
Musah, Yunus	45	1	2020-2024
Myernick, Glenn	10	0	1975-1979

ALL-TIME PLAYER APPEARANCES

N

Player	Caps	Goals	Era
Nagbe, Darlington	25	1	2015-2018
Namoff, Brian	1	0	2007
Nanchoff, George	10	1	1977-1979
Nanchoff, Louis	12	1	1978-1980
Nash, Derek	1	0	1955
Neal, Jalen	6	0	2023
Nemchik, George	4	1	1936-1937
Nguyen, Lee	9	0	2007-2016
Nilsen, Werner	2	0	1934
Noga, Henry	2	0	1960
Noha, Mike	1	0	1964
Noonan, Pat	14	1	2004-2008
Novakovich, Andrija	3	0	2018

O

Player	Caps	Goals	Era
O'Brien, John	32	3	1998-2006
O'Connell, John	4	0	1949-1954
O'Conner, Fred	4	0	1924
O'Hara, Tom	1	0	1982
Olaf, Gene	1	0	1949
O'Leary, Bob	1	0	1973
Olosunde, Matt	1	0	2018
Olsen, Ben	37	6	1998-2007
Olson, Rob	1	0	1983
Onalfo, Curt	1	0	1988
O'Neill, George	2	0	1973
Onyewu, Oguchi	69	6	2004-2014
Opara, Ike	1	0	2018
Orozco, Michael	29	4	2008-2016
Otasowie, Owen	1	0	2020
Ottoboni, Victor	1	0	1959

P

Player	Caps	Goals	Era
Pal, Josef	1	0	1965
Palmer-Brown, Erik	4	0	2018-2022
Panek, Jerry	3	0	1973
Papoulias, Andy	3	0	1984-1985
Paredes, Kevin	3	0	2023
Pariani, Gino	5	1	1948-1950
Parke, Jeff	1	0	2012
Parker, Tim	2	0	2018
Parkhurst, Michael	25	0	2007-2014
Parkinson, Andrew	2	0	1984
Parks, Keaton	1	0	2018
Pastor, George	7	0	1988-1989
Patenaude, Bert	4	6	1930
Pause, Logan	6	0	2009-2010
Pearce, Heath	35	0	2005-2012
Pecher, Steve	17	0	1976-1980
Pefok, Jordan	9	1	2021-2022
Pellizaro, Val	2	0	1957
Pepi, Ricardo	33	13	2021-2024
Perea, Andrés	1	0	2021
Pereira, Fred	6	1	1977
Perez, Hugo	73	13	1984-1994
Perkins, Troy	7	0	2009-2010
Pesa, Njogo	7	0	1979-1982
Peterson, Mark	6	1	1980-1985
Petke, Mike	2	0	2001-2003
Petramale, Eugene	1	0	1954

P (CONTINUED)

Player	Caps	Goals	Era
Picault, Fafa	2	0	2016-2018
Pietras, Peter	3	0	1934-1936
Pines, Donovan	2	0	2021
Pires, Telmo	1	0	1975
Pittman, Steve	3	0	1990-1997
Pollihan, Jim	15	0	1976-1979
Polster, Matt	1	0	2018
Pomykal, Paxton	1	0	2019
Pontius, Chris	5	0	2017
Pope, Eddie	82	8	1996-2006
Prampin, Alan	2	0	1993
Presthus, Tom	1	0	1999
Pulisic, Christian	76	32	2016-2024

Q

Player	Caps	Goals	Era
Quaranta, Santino	15	1	2005-2009
Quesada, David	1	0	1995-1998
Quinn, Brian	48	1	1991-1994

R

Player	Caps	Goals	Era
Racz, Andy	1	0	1964
Radosavljevic, Preki	28	4	1996-2001
Radwanski, Ed	5	0	1985
Rae, Alexander	3	3	1937
Rafael, Charlie	1	0	1988
Ralbovsky, Steve	15	0	1976-1978
Ralston, Steve	36	4	1997-2007
Ramirez, Christian	2	1	2019
Ramos, Tab	81	8	1988-2000
Razov, Ante	25	6	1995-2007
Ream, Tim	66	1	2010-2024
Regis, David	27	0	1998-2002
Rego Costa, Joseph	3	0	1947-1948
Reis, Matt	2	0	2006-2007
Renshaw, Mike	2	0	1972-1973
Rensing, Gary	4	0	1972
Resznecki, Tibor	3	0	1965
Reyna, Claudio	112	8	1994-2006
Reyna, Gio	31	8	2020-2024
Reynolds, Bryan	7	1	2021-2023
Rhody, James	1	1	1924
Richards, Chris	23	1	2020-2024
Rick, Horst	1	0	1964
Rigby, Bob	6	0	1973-1975
Rimando, Nick	22	0	2002-2017
Roberts, Richard	1	0	1952
Robertson, David	1	0	1925
Robertson, James	2	0	1916
Robinson, Antonee	50	4	2018-2024
Robinson, Eddie	1	1	2008
Robinson, Miles	30	3	2019-2024
Robles, Luis	3	0	2009-2017
Roboostoff, Archie	7	0	1967-1975
Rodrigues, Angel	2	0	1937
Rogers, Robbie	18	2	2009-2011
Rogers, Sam	1	0	2023
Roldan, Cristian	37	0	2017-2023
Rolfe, Chris	10	0	2006-2009
Romanowicz, Walter	2	0	1947
Ronge, Walter	1	0	1961

ALL-TIME PLAYER APPEARANCES

R (CONTINUED)

Player	Caps	Goals	Era
Rooney, Robert	2	0	1957
Rote, Kyle, Jr.	5	0	1973-1975
Roth, Werner	15	0	1972-1975
Rowe, Kelyn	4	1	2017-2018
Roy, Willy	20	9	1965-1973
Rubin, Rubio	7	0	2014-2018
Rudd, Arthur G.	2	0	1924
Ruddy, Ed	2	0	1937
Rudroff, Bruce	2	0	1979
Russell, Dale	1	0	1978
Ryan, Francis	4	1	1928-1936
Ryerson, Rob	1	1	1988
Rymarczuk, Andy	5	0	1973-1975
Rys, Miro	3	1	1976

S

Player	Caps	Goals	Era
Sabbi, Emmanuel	1	0	2023
Saief, Kenny	4	0	2017-2018
Salcedo, Jorge	3	0	1994-1998
Sands, James	13	0	2021-2023
Sanneh, Tony	43	3	1997-2005
Santel, Mark	8	1	1988-1997
Sapong, C.J.	4	0	2012-2018
Sargent, Josh	27	5	2018-2024
Savage, Bruce	16	0	1983-1992
Scally, Joe	19	0	2022-2024
Scardina, Frederick	1	0	1972
Schaller, Willie	1	0	1952
Schulte, Patrick	2	0	2024
Schultz, Tom	1	0	1953
Schwart, Uwe	1	0	1964
Scott, Carlos	1	0	1975
Scurti, Paul	1	0	1975
Seissler, Manfred	1	0	1973
Sengelman, Steve	2	0	1986
Servania, Brandon	1	0	2020
Servin, Julio	1	0	1973
Shafer, Steve	3	0	1973
Sharp, Steve	8	1	1984-1985
Shea, Brek	34	4	2010-2015
Sheppell, William	11	0	1949-1954
Shmotolocha, Walter	1	1	1965
Siega, Jorge	8	0	1973
Silvas, Tom	2	0	1986
Simek, Frank	5	0	2007
Simms, Clyde	1	0	2005
Skotarek, Alex	10	0	1975-1976
Slivinski, Mike	1	0	1991
Slone, Philip	1	0	1930
Slonina, Gaga	1	0	2023
Smith, Bobby	18	0	1973-1980
Smith, Clarence	2	0	1916
Smith, Edmund	1	0	1926
Smith, Harry	2	0	1928
Smith, Kevin	1	0	1993
Smyth, Dan	1	0	1988
Snow, Ken	2	0	1988
Snow, Steve	2	0	1988-1989
Snyder, Troy	5	0	1985-1991
Snylyk, Zenon	6	0	1956-1963
Sommer, Juergen	8	0	1994-1998
Soñora, Alan	5	0	2023

S (CONTINUED)

Player	Caps	Goals	Era
Sorber, Mike	67	2	1992-1998
Soto, Sebastian	2	2	2020
Souza, Ed	7	1	1947-1954
Souza, John	16	2	1947-1952
Spalding, C.H.	2	1	1916
Spalding, Derek	1	0	1982
Specia, Joe	3	0	1959-1968
Spector, Jonathan	36	0	2004-2015
Springthorpe, Terry	2	0	1953-1957
Stanisic, "Scoop"	1	0	1993
Stanko, Caleb	1	0	2016
Stark, Archie	2	4	1925
Stark, Tom	1	0	1925
Steel, Tommy	1	0	1925
Steffen, Zack	29	0	2018-2022
Stewart, Earnie	101	17	1990-2004
Stollmeyer, John	31	0	1986-1990
Straden, Andy	4	3	1924
Straub, Bill	3	0	1975
Strimel, Archie	3	0	1948
Stritzl, Zigfried	11	2	1963-1973
Strouse, Andy	3	0	1992
Suarez, Ryan	1	0	2003
Sullivan, Chris	19	2	1987-1992
Surrack, Larry	1	0	1952
Swanner, Jamie	1	0	1984
Sweat, Ben	2	0	2018
Swords, Thomas	2	0	1916
Szetela, Danny	3	0	2007-2008

T

Player	Caps	Goals	Era
Tchani, Tony	1	0	2016
Tessmann, Tanner	6	0	2021-2024
Thompson, Billy	1	0	1988
Thompson, Gregg	12	0	1984-1985
Thornton, Zach	8	0	1994-2001
Thorrington, John	4	0	2001-2009
Tillman, Malik	17	0	2022-2024
Tillman, Timmy	1	0	2024
Tintle, George	2	0	1916
Tober, Gene	3	0	1968
Tolkin, John	4	0	2023-2024
Torres, José	26	0	2008-2013
Tracey, Raphael	3	0	1930
Traina, John Peter	5	0	1957-1961
Trapp, Wil	20	0	2015-2019
Travis, John	2	0	1947
Trittschuh, Steve	37	2	1987-1995
Trost, Al	14	1	1971-1978
Trusty, Auston	4	0	2023-2024
Turner, Matt	49	0	2021-2024
Turner, Roy	2	0	1973
Twellman, Taylor	30	6	2002-2008
Twellman, Tim	1	0	1982

ALL-TIME PLAYER APPEARANCES

V

Player	Caps	Goals	Era
Vagenas, Peter	2	0	2000-2003
Valentine, Ed	2	1	1947-1950
Van der Beck, Perry	23	2	1979-1985
Vaninger, Dennis	3	1	1974-1975
Vannev, Greg	37	1	1996-2005
Vanole, David	13	0	1986-1989
Vargas, Nelson	4	0	1991-1994
Vasquez, Martin	7	0	1996-1998
Vazquez, Brandon	11	4	2023-2024
Veee, Juli	4	2	1976-1982
Velazco, Arturo	2	0	1988
Vermes, Peter	66	11	1988-1997
Victorine, Sasha	4	1	2000-2003
Villa, Greg	18	5	1977-1980
Villafañia, Jorge	21	0	2017-2018
Vincent, Brandon	1	0	2016
Vines, Sam	9	1	2020-2022
Voltz, Ray	3	0	1937
Vuckovic, Marko	1	0	1973

W

Player	Caps	Goals	Era
Wagner, David	8	0	1996-1998
Walker, Jonny	3	0	2004
Wallace, Anthony	1	0	2011
Wallace, Frank	7	3	1949-1950
Walsh, Billy	1	0	1999
Wark, Doug	1	0	1975
Washington, Dante	6	2	1991-1997
Wattman, Ben	2	1	1949
Weah, Tim	42	7	2018-2024
Wecke, Herman	7	0	1954-1959
Wegerle, Roy	41	7	1992-1997
Wells, Herbert	3	0	1924
Wells, Zach	1	0	2006
Welsh, Kevin	1	0	1975
West, Brian	7	0	2001-2002
Whatford, Howard	1	0	1949
White, Brian	1	0	2024
White, Jeremiah	1	0	2008
Whitehead, Robert	1	0	1957
Wild, Richard	1	0	1964
Wiley, Caleb	3	0	2023-2024
Williams, Danny	23	2	2011-2017
Williams, Richie	20	0	1998-2002
Williamson, Eryk	6	0	2021-2023
Wilson, Billy	2	0	1925-1926
Windischmann, Mike	50	0	1984-1990
Wingert, Chris	1	0	2009
Winter, Mike	6	0	1972-1973
Wit, Dennis	4	0	1975-1979
Wolanin, Adam	1	0	1950
Wolanow, Abbie	1	0	1961
Wolff, Josh	52	9	1999-2008
Wolyniec, John	2	0	2004
Wondolowski, Chris	35	11	2011-2016
Wood, Alexander	4	0	1930
Wood, Bobby	45	13	2013-2018
Woodring, Peter	3	0	1993
Wooten, Andrew	1	0	2015
Wright, Haji	15	4	2022-2024
Wynalda, Eric	106	34	1990-2000
Wynne, Marvell	5	0	2007-2011

Y

Player	Caps	Goals	Era
Yacopec, Louis	2	0	1949-1957
Yarbrough, William	3	0	2015-2016
Yedlin, DeAndre	81	0	2014-2023
Yelldell, David	1	0	2011
Yueill, Jackson	16	0	2019-2021

Z

Player	Caps	Goals	Era
Zardes, Gyasi	68	14	2015-2022
Zavagnin, Kerry	21	0	2000-2006
Zawadzki, Sean	1	0	2024
Zbilowski, Fred	1	0	1936
Zendejas, Alex	11	1	2023-2024
Zerhusen, Al	10	2	1956-1965
Ziaja, Walter	4	0	1971-1973
Zimmerman, Walker	41	3	2017-2023
Zizzo, Sal	1	0	2007
Zusi, Graham	55	5	2012-2017

U.S. Men's National Team – Player Register

– Career Stats for All U.S. Players with an Appearance Since 1990 –

Field Players

AARONSON, BRENDEN

Midfielder / Ht.: 5-11 / Wt.: 150 / Born: Oct. 22, 2000

	GP/GS	MIN	G	A	G+A	Y	R	W-L-T
2020	2/2	156	1	1	2	0	0	2-0-0
2021	13/8	751	4	3	7	0	0	8-2-3
2022	13/4	499	1	1	2	0	0	5-3-5
2023	10/3	450	2	1	3	0	0	8-2-0
2024	9/4	396	0	0	0	0	0	5-2-2
5-Year Totals	47/21	2252	6	5	14	0	0	15-5-8

AARONSON, PAXTEN

Midfielder / Forward / Ht.: 5-11 / Wt.: 160 / Born: Aug. 26, 2003

	GP/GS	MIN	G	A	G+A	Y	R	W-L-T
2023	1/1	66	0	0	0	0	0	0-0-1

ACOSTA, JORGE

Forward / Ht.: 5-7 / Wt.: 135 / Born: May 29, 1964

	GP/GS	MIN	G	A	G+A	Y	R	W-L-T
1991	2/2	109	0	0	0	0	0	1-0-1
1992	10/5	504	0	1	1	2	0	2-7-1
2-Year Totals	12/7	613	0	1	1	2	0	3-7-2

ACOSTA, KELLYN

Midfielder / Ht.: 5-10 / Wt.: 150 / Born: July 24, 1995

	GP/GS	MIN	G	A	G+A	Y	R	W-L-T
2016	4/4	283	0	0	0	0	0	3-0-1
2017	13/8	765	1	0	1	3	0	6-1-6
2018	6/4	392	1	1	2	1	0	1-4-1
2020	1/0	22	0	0	0	0	0	1-0-0
2021	21/13	1377	0	2	2	2	0	16-2-3
2022	10/5	557	0	2	2	1	0	5-2-3
2023	3/2	162	0	0	0	1	0	0-1-2
7-Year Totals	58/36	3536	2	5	7	7	0	32-10-16

ADAMS, TYLER

Midfielder / Ht.: 5-9 / Wt.: 150 / Feb. 14, 1999

	GP/GS	MIN	G	A	G+A	Y	R	W-L-T
2017	1/1	90	0	0	0	0	0	0-0-1
2018	8/7	658	1	0	1	1	0	2-4-2
2019	1/1	90	0	0	0	0	0	1-0-0
2020	2/2	133	0	0	0	0	0	1-0-1
2021	10/8	768	0	0	0	1	0	6-1-3
2022	14/14	1131	0	0	0	3	0	4-4-6
2024	6/4	276	1	0	1	1	0	3-2-1
7-Year Totals	42/37	3146	2	0	3	6	0	17-11-14

ADU, FREDDY

Midfielder / Ht.: 5-8 / Wt.: 140 / Born: June 2, 1989

	GP/GS	MIN	G	A	G+A	Y	R	W-L-T
2006	1/0	10	0	0	0	1	0	0-0-1
2007	2/1	86	0	0	0	0	0	2-0-0
2008	9/4	441	1	2	3	0	0	4-3-2
2009	3/2	181	1	0	1	1	0	2-1-0
2011	2/1	110	0	1	1	0	0	1-1-0
5-Year Totals	17/8	828	2	3	5	2	0	9-5-3

AGBOSSOUMONDE, GALE

Defender / Ht.: 6-2 / Wt.: 185 / Born: Nov. 17, 1991

	GP/GS	MIN	G	A	G+A	Y	R	W-L-D
2010	1/0	4	0	0	0	0	0	1-0-0

AGOOS, JEFF

Defender / Ht.: 5-10 / Wt.: 175 / Born: May 2, 1968

	GP/GS	MIN	G	A	G+A	Y	R	W-L-T
1988	3/3	256	1	0	1	0	0	2-1-0
1991	7/6	461	0	0	0	0	0	2-3-2
1993	20/16	1334	1	1	2	2	0	6-10-4
1994	13/12	998	0	0	0	0	0	4-4-5
1995	5/5	424	0	0	0	1	0	1-3-1
1996	13/13	1152	1	1	2	2	0	10-2-1
1997	14/13	1146	0	1	1	1	1	4-4-6
1998	12/10	924	0	2	2	0	0	6-3-3
1999	9/9	817	0	1	1	2	0	5-3-1
2000	8/8	750	0	0	0	1	0	5-0-3
2001	13/13	1170	0	1	1	0	0	6-5-2
2002	16/15	1259	1	1	2	1	0	9-5-2
2003	1/1	90	0	0	0	0	0	1-0-0
13-Year Totals	134/124	10781	4	8	12	10	1	61-43-30

AGUDELO, JUAN

Forward / Ht.: 6-0 / Wt.: 180 / Born: Nov. 23, 1992

	GP/GS	MIN	G	A	G+A	Y	R	W-L-T
2010	1/0	29	1	0	1	0	0	1-0-0
2011	14/5	681	1	2	3	0	0	4-7-3
2012	1/0	27	0	1	1	0	0	0-0-1
2013	1/0	26	0	0	0	0	0	0-0-1
2014	1/0	5	0	0	0	0	0	0-1-0
2015	2/1	70	1	0	1	0	0	2-0-0
2016	1/0	12	0	0	0	0	0	0-0-1
2017	6/3	283	0	0	0	0	0	3-0-3
2018	1/0	21	0	0	0	0	0	0-0-1
9-Year Totals	28/9	1154	3	3	6	0	0	10-8-10

AKINOLA, AYO

Forward / Ht.: 5-11 / Wt.: 185 / Born: Jan. 20, 2000

	GP/GS	MIN	G	A	G+A	Y	R	W-L-T
2020	1/1	74	1	0	1	0	0	1-0-0

ALBRIGHT, CHRIS

Defender/Forward / Ht.: 6-1 / Wt.: 185 / Born: Jan. 14, 1979

	GP/GS	MIN	G	A	G+A	Y	R	W-L-T
1999	1/0	12	1	0	1	0	0	0-0-1
2000	3/1	127	0	0	0	1	0	1-0-2
2001	3/1	133	0	0	0	0	0	2-1-0
2004	4/2	259	0	0	0	0	0	0-0-4
2005	7/6	521	0	1	1	0	0	5-1-1
2006	2/2	180	0	0	0	1	0	1-0-1
2007	2/2	131	0	0	0	1	0	2-0-0
7-Year Totals	22/14	1363	1	1	2	3	0	11-2-9

ALEXANDER, ERIC

Midfielder / Ht.: 6-1 / Wt.: 165 / Born: April 14, 1988

	GP/GS	MIN	G	A	G+A	Y	R	W-L-T
2011	1/0	7	0	0	0	0	0	0-0-1
2014	1/0	8	0	0	0	0	0	1-0-0
2-Year Totals	2/0	15	0	0	0	0	0	1-0-1

ALLNUTT, YARI

Defender / Ht.: 5-11 / Wt.: 165 / Born: Feb. 2, 1970

	GP/GS	MIN	G	A	G+A	Y	R	W-L-T
1992	2/0	64	0	0	0	0	0	1-0-1
1993	3/1	182	2	0	2	1	0	0-1-2
2-Year Totals	5/1	246	2	0	2	1	0	1-1-3

ALL-TIME PLAYER REGISTER

ALTIDORE, JOZY

Forward / Ht.: 6-1 / Wt.: 175 / Born: Nov. 6, 1989

	GP/GS	MIN	G	A	G+A	Y	R	W-L-T
2007	1/0	25	0	0	0	0	0	1-0-0
2008	5/3	323	2	2	4	2	0	3-1-1
2009	17/13	1085	6	0	6	2	0	8-7-2
2010	9/8	753	2	1	3	3	0	2-3-4
2011	13/13	865	3	0	3	3	0	5-7-1
2012	7/3	312	0	1	1	0	0	3-1-3
2013	14/13	1079	8	2	10	2	0	8-4-2
2014	10/10	804	4	0	4	2	0	5-3-2
2015	13/13	920	6	2	8	3	1	6-5-2
2016	10/8	714	6	2	8	2	0	6-3-1
2017	11/10	854	4	3	7	2	0	6-2-3
2019	5/3	264	1	1	2	1	0	3-2-0
12-Year Totals	115/97	7998	42	14	56	22	1	56-38-21

ALVARADO, VENTURA

Defender / Ht.: 5-11 / Wt.: 170 / Born: March 31, 1992

	GP/GS	MIN	G	A	G+A	Y	R	W-L-T
2015	13/8	865	0	0	0	2	0	7-4-2

AMON, JONATHAN

Midfielder / Ht.: 5-8 / Wt.: 155 / Born: April 30, 1999

	GP/GS	MIN	G	A	G+A	Y	R	W-L-T
2018	1/1	55	0	0	0	0	0	0-0-1
2019	1/0	31	0	0	0	0	0	0-1-0
2-Year Totals	2/1	86	0	0	0	0	0	0-1-1

ARAUJO, JULIAN

Defender / Ht.: 5-9 / Wt.: 155 / Born: Aug. 13, 2001

	GP/GS	MIN	G	A	G+A	Y	R	W-L-T
2020	1/1	74	0	1	1	0	0	1-0-0

ARMAS, CHRIS

Midfielder / Ht.: 5-7 / Wt.: 150 / Born: Aug. 27, 1972

	GP/GS	MIN	G	A	G+A	Y	R	W-L-T
1998	1/0	45	0	0	0	0	0	0-0-1
1999	7/6	570	0	0	0	2	0	4-2-1
2000	14/14	1155	2	1	3	3	0	7-2-5
2001	13/13	1170	0	1	1	1	0	6-6-1
2002	11/11	926	0	1	1	1	0	7-3-1
2003	4/4	360	0	0	0	0	0	1-1-2
2004	8/8	619	0	0	0	0	0	4-1-3
2005	8/5	544	0	1	1	0	0	6-0-2
8-Year Totals	66/61	5389	2	4	6	7	0	35-15-16

ARMSTRONG, DESMOND

Defender / Ht.: 6-0 / Wt.: 175 / Born: Nov. 2, 1964

	GP/GS	MIN	G	A	G+A	Y	R	W-L-T
1987	1/1	90	0	0	0	0	0	0-1-0
1988	3/2	188	0	0	0	0	0	1-1-1
1989	1/1	57	0	0	0	0	0	0-0-1
1990	18/17	1427	0	0	0	0	0	6-9-3
1991	11/10	763	0	0	0	1	0	6-3-2
1992	9/9	765	0	0	0	0	0	2-6-1
1993	27/22	2128	0	0	0	1	0	8-11-8
1994	11/11	889	0	0	0	1	0	3-2-6
8-Year Totals	81/73	6307	0	0	0	3	0	26-33-22

ARNAUD, DAVY

Midfielder / Ht.: 6-0 / Wt.: 165 / Born: June 22, 1980

	GP/GS	MIN	G	A	G+A	Y	R	W-L-T
2007	1/0	4	0	0	0	0	0	0-1-0
2008	1/0	7	0	0	0	0	0	1-0-0
2009	5/4	337	1	1	2	2	0	3-1-1
3-Year Totals	7/4	348	1	1	2	2	0	4-2-1

ARRIOLA, PAUL

Forward / Ht.: 5-6 / Wt.: 145 / Born: Feb. 5, 1995

	GP/GS	MIN	G	A	G+A	Y	R	W-L-T
2016	3/1	135	2	1	3	0	0	3-0-0
2017	12/8	619	0	1	1	1	0	7-2-3
2018	2/1	100	0	0	0	0	0	0-1-1
2019	15/12	1108	3	2	5	1	0	10-4-1
2020	2/2	148	1	0	1	0	0	2-0-0
2021	8/7	516	2	1	3	1	0	6-1-1
2022	6/2	264	2	2	4	0	1	2-1-3
2023	2/1	107	0	0	0	0	0	0-1-1
8-Year Totals	50/34	2997	10	7	17	3	1	30-10-10

ATENCIO, JOSH

Midfielder / Ht.: 6-1 / Wt.: 175 / Born: Jan. 31, 2002

	GP/GS	MIN	G	A	G+A	Y	R	W-L-T
2024	1/1	61	0	0	0	0	0	0-1-0

BABA, IMAD

Midfielder / Ht.: 5-10 / Wt.: 170 / Born: Feb. 15, 1974

	GP/GS	MIN	G	A	G+A	Y	R	W-L-T
1999	1/0	15	0	0	0	0	0	0-0-1

BAICHER, JEFF

Forward / Ht.: 5-10 / Wt.: 160 / Born: Nov. 16, 1964

	GP/GS	MIN	G	A	G+A	Y	R	W-L-T
1990	1/0	20	0	0	0	0	0	1-0-0
1991	1/0	12	0	0	0	0	0	0-1-0
2-Year Totals	2/0	32	0	0	0	0	0	1-1-0

BAIRD, COREY

Forward / Ht.: 5-10 / Wt.: 160 / Born: Jan. 30, 1996

	GP/GS	MIN	G	A	G+A	Y	R	W-L-T
2019	4/3	226	0	1	1	0	0	2-0-2

BAJRAKTAREVIC, ESMIR

Forward / Ht.: 5-9 / Wt.: 150 / Born: March 10, 2005

	GP/GS	MIN	G	A	G+A	Y	R	W-L-T
2024	1/0	29	0	0	0	0	0	0-1-0

BALBOA, MARCELO

Defender / Ht.: 6-1 / Wt.: 175 / Born: Aug. 8, 1967

	GP/GS	MIN	G	A	G+A	Y	R	W-L-T
1988	7/6	575	0	0	0	0	0	1-4-2
1989	4/4	360	0	0	0	0	0	1-2-1
1990	15/10	997	1	0	1	0	0	5-7-3
1991	15/15	1379	2	1	3	2	1	6-4-5
1992	21/21	1879	3	0	3	4	1	6-11-4
1993	10/9	707	0	0	0	2	0	2-2-6
1994	24/22	1833	4	0	4	1	1	6-9-9
1995	6/6	466	1	0	1	1	0	4-1-1
1996	8/8	720	1	1	2	0	0	5-2-1
1997	10/10	900	0	1	1	1	0	3-1-6
1998	4/3	257	1	0	1	0	0	1-2-1
1999	2/2	180	0	0	0	0	0	2-0-0
2000	1/1	90	0	0	0	0	0	0-0-1
13-Year Totals	127/117	10343	13	3	16	11	3	42-45-40

BALOGUN, FOLARIN

Forward / Ht.: 5-10 / Wt.: 150 / Born: July 3, 2001

	GP/GS	MIN	G	A	G+A	Y	R	W-L-T
2023	8/8	532	3	2	5	0	0	6-2-0
2024	9/7	536	2	2	4	1	0	3-4-2
2-Year Totals	17/15	1068	5	4	9	1	0	9-6-2

ALL-TIME PLAYER REGISTER

BANKS, JIMMY

Defender / Ht.: 5-8 / Wt.: 145 / Born: Sept. 2, 1964

	GP/GS	MIN	G	A	G+A	Y	R	W-L-T
1986	1/0	45	0	0	0	0	0	0-0-1
1987	3/3	270	0	0	0	0	0	1-2-0
1988	3/2	180	0	0	0	0	0	0-3-0
1989	8/8	675	0	0	0	0	0	4-2-2
1990	18/13	1150	0	0	0	3	0	7-8-3
1991	3/3	251	0	0	0	0	0	1-2-0
6-Year Totals	36/29	2585	0	0	0	3	0	13-17-6

BARRETT, CHAD

Forward / Ht.: 5-11 / Wt.: 180 / Born: April 30, 1985

	GP/GS	MIN	G	A	G+A	Y	R	W-L-T
2008	1/0	4	0	0	0	0	0	1-0-0

BARRETT, WADE

Defender / Ht.: 5-8 / Wt.: 150 / Born: June 23, 1976

	GP/GS	MIN	G	A	G+A	Y	R	W-L-T
2002	1/1	90	0	0	0	0	0	1-0-0
2007	1/0	16	0	0	0	0	0	0-0-1
2-Year Totals	2/1	106	0	0	0	0	0	1-0-1

BASSETT, COLE

Midfielder / Ht.: 5-11 / Wt.: 150 / Born: July 28, 2001

	GP/GS	MIN	G	A	G+A	Y	R	W-L-T
2021	1/0	12	1	0	1	0	0	1-0-0

BEASLEY, DaMARCUS

Midfielder/Defender / Ht.: 5-8 / Wt.: 145 / Born: May 24, 1982

	GP/GS	MIN	G	A	G+A	Y	R	W-L-T
2001	3/3	207	0	0	0	0	0	1-1-1
2002	12/7	776	3	1	4	1	0	8-2-2
2003	12/9	809	1	1	2	0	0	6-4-2
2004	14/13	1170	4	0	4	1	0	8-1-5
2005	13/11	1025	4	4	8	2	0	8-2-3
2006	7/5	484	0	1	1	1	0	3-3-1
2007	11/11	900	3	3	6	2	0	9-2-0
2008	10/8	758	2	2	4	0	0	6-3-1
2009	7/5	438	0	0	0	0	0	4-3-1
2010	4/1	123	0	1	1	1	0	2-2-0
2011	3/0	89	0	0	0	0	0	1-2-0
2012	1/0	45	0	0	0	0	0	1-0-0
2013	17/17	1471	0	0	0	2	0	12-3-2
2014	7/6	530	0	0	0	0	0	3-3-1
2015	2/1	149	0	0	0	0	0	0-1-1
2017	3/2	156	0	0	0	1	0	1-0-2
16-Year Totals	126/99	9130	17	13	30	11	0	73-32-22

BECKERMAN, KYLE

Midfielder / Ht.: 5-10 / Wt.: 155 / Born: April 23, 1982

	GP/GS	MIN	G	A	G+A	Y	R	W-L-T
2007	3/1	105	0	0	0	0	0	1-2-0
2009	7/5	508	1	0	1	2	0	5-1-1
2010	2/2	139	0	0	0	0	0	1-1-0
2011	6/5	470	0	0	0	0	0	2-3-1
2012	5/2	185	0	0	0	0	0	2-2-1
2013	10/9	682	0	2	2	0	0	9-0-1
2014	9/8	726	0	0	0	2	0	4-3-2
2015	9/7	590	0	0	0	2	0	6-2-1
2016	7/4	316	0	0	0	0	0	6-1-0
9-Year Totals	58/43	3720	1	2	3	6	0	36-15-7

BEDOYA, ALEJANDRO

Midfielder / Ht.: 5-10 / Wt.: 160 / Born: April 29, 1987

	GP/GS	MIN	G	A	G+A	Y	R	W-L-T
2010	6/2	254	0	0	0	0	0	1-4-1
2011	7/4	382	0	0	0	1	0	3-3-1
2013	12/9	824	1	4	5	2	0	9-1-2
2014	12/11	870	1	0	1	0	0	4-5-3
2015	7/7	441	0	1	1	0	0	2-3-2
2016	11/10	773	0	3	3	2	0	8-3-0
2017	11/3	428	0	3	3	1	0	7-0-4
7-Year Totals	66/46	3972	2	11	15	6	0	34-19-13

BELLO, GEORGE

Defender / Ht.: 5-8 / Wt.: 165 / Born: Jan. 22, 2002

	GP/GS	MIN	G	A	G+A	Y	R	W-L-T
2021	6/5	400	0	0	0	0	0	5-1-0
2022	1/0	30	0	0	0	0	0	1-0-0
2-Year Totals	7/5	385	0	0	0	0	0	6-1-0

BELTRAN, TONY

Defender / Ht.: 5-8 / Wt.: 150 / Born: Oct. 11, 1987

	GP/GS	MIN	G	A	G+A	Y	R	W-L-T
2013	2/2	135	0	0	0	0	0	1-0-1
2014	1/1	72	0	0	0	0	0	0-0-1
2-Year Totals	3/3	207	0	0	0	0	0	1-0-2

BENEDETTI, SCOTT

Forward / Ht.: 5-11 / Wt.: 175 / Born: Nov. 13, 1966

	GP/GS	MIN	G	A	G+A	Y	R	W-L-T
1996	1/1	79	0	0	0	0	0	0-1-0

BENEDICT, BRIAN

	GP/GS	MIN	G	A	G+A	Y	R	W-L-T
1991	1/0	45	0	0	0	0	0	1-0-0
1992	3/2	109	0	0	0	0	0	1-1-1
2-Year Totals	4/2	154	0	0	0	0	0	2-1-1

BERHALTER, GREGG

Defender / Ht.: 6-1 / Wt.: 175 / Born: Aug. 1, 1973

	GP/GS	MIN	G	A	G+A	Y	R	W-L-T
1994	1/0	45	0	0	0	0	0	0-1-0
1995	1/0	31	0	0	0	0	0	0-1-0
1998	2/2	135	0	0	0	1	0	2-0-0
1999	5/4	372	0	0	0	2	0	2-3-0
2000	8/7	649	0	0	0	1	0	4-2-2
2001	4/2	92	0	0	0	0	0	3-0-1
2002	8/6	517	0	0	0	3	0	3-5-0
2003	3/3	259	0	0	0	2	0	1-2-0
2004	4/4	360	0	0	0	0	0	3-1-0
2005	6/4	367	0	0	0	2	0	4-1-1
2006	2/2	135	0	0	0	0	0	1-1-0
11-Year Totals	44/34	2963	0	0	0	11	0	23-17-4

BESLER, MATT

Defender / Ht.: 6-0 / Wt.: 170 / Born: Feb. 11, 1987

	GP/GS	MIN	G	A	G+A	Y	R	W-L-T
2013	12/11	996	0	0	0	2	0	8-2-2
2014	11/11	843	0	0	0	1	0	5-3-3
2015	6/5	507	0	1	1	1	0	3-2-1
2016	10/9	768	1	0	1	3	0	6-3-1
2017	8/8	720	0	0	0	1	0	5-1-2
5-Year Totals	47/44	3834	1	1	2	8	0	27-11-9

BIRNBAUM, STEVE

Defender / Ht.: 6-2 / Wt.: 180 / Born: Jan. 23, 1991

	GP/GS	MIN	G	A	G+A	Y	R	W-L-T
2015	1/1	90	0	0	0	0	0	0-1-0
2016	8/4	481	1	1	2	0	0	7-1-0
2017	2/2	180	0	0	0	0	0	1-0-1
3-Year Totals	11/7	751	1	1	2	0	0	9-2-1

BLISS, BRIAN

Defender / Ht.: 5-8 / Wt.: 150 / Born: Sept. 28, 1965

	GP/GS	MIN	G	A	G+A	Y	R	W-L-T
1984	1/1	90	0	1	1	0	0	0-0-1
1987	2/2	162	0	0	0	0	0	1-1-0
1988	4/4	325	1	0	1	0	0	1-1-2
1989	11/10	899	1	0	1	0	0	6-3-2
1990	10/4	382	0	0	0	0	0	3-5-2
1993	1/0	30	0	0	0	0	0	0-1-0
1994	1/1	83	0	0	0	0	0	0-0-1
1995	3/1	93	0	0	0	0	0	1-1-1
8-Year Totals	33/23	2064	2	1	3	0	0	12-12-9

ALL-TIME PLAYER REGISTER

BOCANEGRA, CARLOS

Defender / Ht.: 6-0 / Wt.: 170 / Born: May 25, 1979

	GP/GS	MIN	G	A	G+A	Y	R	W-L-T
2001	1/0	45	0	0	0	0	0	0-1-0
2002	6/6	525	0	0	0	1	0	5-0-1
2003	13/13	1152	4	2	6	4	0	8-3-2
2004	10/9	830	1	3	4	0	0	5-1-4
2005	8/7	607	1	1	2	2	0	4-3-1
2006	4/3	307	0	0	0	3	1	2-1-1
2007	11/11	931	2	0	2	6	0	9-2-0
2008	9/9	810	2	1	3	0	0	6-2-1
2009	14/14	1203	1	0	1	2	0	7-5-2
2010	9/9	762	1	0	1	1	0	3-3-3
2011	15/14	1291	0	1	1	5	0	6-7-2
2012	10/10	773	2	0	2	2	0	6-1-3
12-Year Totals	110/105	9236	14	8	22	26	1	61-29-20

BOOTH, TAYLOR

Midfielder / Ht.: 5-9 / Wt.: 145 / Born: May 31, 2001

	GP/GS	MIN	G	A	G+A	Y	R	W-L-T
2023	2/0	44	0	0	0	0	0	2-0-0

BORCHERS, NAT

Defender / Ht.: 6-2 / Wt.: 175 / Born: April 13, 1981

	GP/GS	MIN	G	A	G+A	Y	R	W-L-T
2005	2/1	95	0	0	0	1	0	2-0-0
2010	1/0	23	0	0	0	0	0	1-0-0
2-Year Totals	3/1	118	0	0	0	1	0	3-0-0

BORNSTEIN, JONATHAN

Defender / Ht.: 5-9 / Wt.: 145 / Born: Nov. 7, 1984

	GP/GS	MIN	G	A	G+A	Y	R	W-L-T
2007	12/11	968	1	0	1	4	0	9-3-0
2008	1/1	90	0	0	0	0	0	1-0-0
2009	13/11	992	1	0	1	2	0	7-5-1
2010	10/8	696	0	0	0	0	0	5-5-0
2011	2/1	156	0	0	0	0	0	0-2-0
5-Year Totals	38/32	2902	2	0	2	6	0	22-15-1

BOSWELL, BOBBY

Defender / Ht.: 6-2 / Wt.: 185 / Born: March 15, 1983

	GP/GS	MIN	G	A	G+A	Y	R	W-L-T
2006	1/0	14	0	0	0	0	0	1-0-0
2007	2/2	179	0	0	0	0	0	1-1-0
2-Year Totals	3/2	193	0	0	0	0	0	2-1-0

BOYD, TERENCE

Forward / Ht.: 6-0 / Wt.: 180 / Born: Feb. 16, 1991

	GP/GS	MIN	G	A	G+A	Y	R	W-L-T
2012	7/1	164	0	1	1	0	0	4-2-1
2013	5/0	77	0	1	1	0	0	2-2-1
2016	1/0	2	0	0	0	0	0	0-0-1
3-Year Totals	13/1	243	0	2	2	0	0	6-4-3

BOYD, TYLER

Forward / Ht.: 6-0 / Wt.: 160 / Born: Dec. 30, 1994

	GP/GS	MIN	G	A	G+A	Y	R	W-L-T
2019	10/6	510	2	1	3	0	0	7-2-1

BRADLEY, MICHAEL

Midfielder / Ht.: 6-2 / Wt.: 175 / Born: July 31, 1987

	GP/GS	MIN	G	A	G+A	Y	R	W-L-T
2006	2/0	8	0	0	0	0	0	2-0-0
2007	12/10	940	1	0	1	2	1	9-2-1
2008	11/11	895	2	0	2	4	0	7-2-2
2009	15/15	1323	4	0	4	3	1	7-6-2
2010	10/10	930	1	0	1	0	0	3-3-4
2011	13/10	996	1	3	4	1	0	6-5-2
2012	9/9	810	2	2	4	2	0	5-1-3
2013	10/10	900	0	2	2	0	0	6-2-2
2014	9/9	825	1	5	6	0	0	4-2-3
2015	18/18	1669	3	6	9	4	0	9-5-4
2016	17/17	1502	0	3	3	3	0	10-6-1
2017	14/13	1198	2	1	3	0	0	7-2-5
2018	2/1	101	0	0	0	0	0	0-1-1
2019	9/8	717	0	1	1	0	0	6-2-1
14-Year Totals	151/141	12814	17	23	40	19	2	81-39-31

BRAVO, PAUL

Forward / Ht.: 6-0 / Wt.: 175 / Born: July 19, 1968

	GP/GS	MIN	G	A	G+A	Y	R	W-L-T
1994	1/0	8	0	0	0	0	0	0-0-1
1995	1/0	28	0	0	0	0	0	0-1-0
1999	2/2	136	1	1	2	1	0	2-0-0
3-Year Totals	4/2	172	1	1	2	1	0	2-1-1

BROOKS, JOHN

Defender / Ht.: 6-4 / Wt.: 170 / Born: Jan. 28, 1993

	GP/GS	MIN	G	A	G+A	Y	R	W-L-T
2013	2/2	180	0	0	0	0	0	1-1-0
2014	6/4	422	1	0	1	0	0	3-2-1
2015	10/10	874	1	0	1	3	0	5-2-3
2016	11/11	888	1	0	1	2	0	7-4-0
2017	4/4	261	0	0	0	0	0	2-0-2
2018	3/3	270	0	0	0	0	0	0-3-0
2019	2/2	180	0	0	0	0	0	2-0-0
2020	1/1	90	0	0	0	0	0	0-0-1
2021	6/6	496	0	0	0	2	0	4-1-1
9-Year Totals	45/43	3661	3	0	3	7	0	24-13-8

BROSE, DARIO

Midfielder / Ht.: 5-6 / Wt.: 150 / Born: Jan. 27, 1970

	GP/GS	MIN	G	A	G+A	Y	R	W-L-T
1994	2/0	80	0	0	0	0	0	1-0-1
1996	1/1	90	1	0	1	0	0	0-1-0
1997	1/1	45	0	0	0	0	0	0-1-0
3-Year Totals	4/2	215	1	0	1	0	0	1-2-1

BROWN, C.J.

Defender / Ht.: 6-0 / Wt.: 185 / Born: June 15, 1975

	GP/GS	MIN	G	A	G+A	Y	R	W-L-T
1998	1/0	1	0	0	0	0	0	0-0-1
1999	8/7	656	0	0	0	1	0	6-1-1
2000	5/3	327	0	0	0	0	0	3-0-2
2003	1/1	90	0	0	0	0	0	1-0-0
4-Year Totals	15/11	1074	0	0	0	1	0	10-1-4

BRUIN, WILL

Defender / Ht.: 6-2 / Wt.: 195 / Born: Oct. 24, 1989

	GP/GS	MIN	G	A	G+A	Y	R	W-L-T
2013	2/0	33	0	0	0	0	0	1-0-1

BUDDLE, EDSON

Forward / Ht.: 6-1 / Wt.: 185 / Born: May 21, 1981

	GP/GS	MIN	G	A	G+A	Y	R	W-L-T
2003	1/0	10	0	0	0	0	0	1-0-0
2010	5/3	207	2	1	3	0	0	2-2-1
2011	4/2	176	1	0	1	0	0	1-2-1
2012	1/0	1	0	0	0	0	0	1-0-0
4-Year Totals	11/5	394	3	1	4	0	0	5-4-2

ALL-TIME PLAYER REGISTER

BUNBURY, TEAL

Forward/ Ht.: 6-2 / Wt.: 185 / Born: Feb. 27, 1990

	GP/GS	MIN	G	A	G+A	Y	R	W-L-T
2010	1/0	45	0	0	0	0	0	1-0-0
2011	1/0	30	1	0	1	0	0	0-0-1
2012	2/2	164	0	1	1	0	0	2-0-0
3-Year Totals	4/2	239	1	1	2	0	0	3-0-1

BURNS, MIKE

Defender / Ht.: 5-9 / Wt.: 165 / Born: Sept. 14, 1970

	GP/GS	MIN	G	A	G+A	Y	R	W-L-T
1992	1/1	90	0	0	0	0	0	1-0-0
1994	20/16	1467	0	2	2	7	0	6-4-10
1995	14/13	1169	0	1	1	2	0	5-6-3
1996	13/9	912	0	1	1	2	0	8-3-2
1997	13/9	887	0	0	0	1	0	3-5-5
1998	14/13	1170	0	0	0	3	0	6-5-3
6-Year Totals	75/61	5695	0	4	4	15	0	29-23-23

BUSIO, GIANLUCA

Midfielder / Ht.: 5-9 / Wt.: 145 / Born: May 28, 2002

	GP/GS	MIN	G	A	G+A	Y	R	W-L-T
2021	8/5	480	0	1	1	0	0	7-0-1
2022	1/0	19	0	0	0	0	0	1-0-0
2023	4/4	359	1	2	3	0	0	2-0-2
3-Year Totals	13/9	858	1	3	4	0	0	10-0-3

CALICHMAN, DAN

Defender / Ht.: 6-0 / Wt.: 180 / Born: Feb. 21, 1968

	GP/GS	MIN	G	A	G+A	Y	R	W-L-T
1997	3/2	154	0	0	0	0	0	0-3-0

CALIFF, DAN

Defender / Ht.: 6-1 / Wt.: 175 / Born: March 17, 1980

	GP/GS	MIN	G	A	G+A	Y	R	W-L-T
2002	2/2	180	0	0	0	1	0	2-0-0
2003	9/9	810	0	0	0	3	0	5-2-2
2004	1/0	15	1	0	2	0	0	0-0-1
2005	1/1	90	0	0	0	0	0	1-0-0
2007	5/1	206	0	0	0	0	0	3-2-0
2008	3/3	270	0	0	0	0	0	1-1-1
2009	2/2	180	0	0	0	1	0	1-0-1
7-Year Totals	23/18	1751	1	0	1	5	0	13-5-5

CALIGIURI, PAUL

Defender / Ht.: 5-10 / Wt.: 175 / Born: March 9, 1964

	GP/GS	MIN	G	A	G+A	Y	R	W-L-T
1984	6/6	540	0	0	0	0	0	2-2-2
1985	8/6	585	1	0	1	0	0	2-3-3
1986	2/2	180	0	0	0	0	0	0-0-2
1989	5/4	339	1	0	1	0	0	3-2-0
1990	16/13	1133	2	2	4	1	0	5-10-1
1991	8/8	740	0	1	1	0	0	6-0-2
1992	7/6	509	1	1	2	0	0	3-2-2
1993	15/12	1074	0	0	0	1	0	2-4-9
1994	20/16	1420	0	2	2	1	0	4-7-9
1995	14/14	1250	1	0	1	0	0	5-6-3
1996	8/4	454	0	0	0	3	0	6-1-1
1997	1/1	90	0	0	0	0	0	1-0-0
12-Year Totals	110/92	8314	5	6	11	6	0	39-37-34

CAMERON, GEOFF

Midfielder / Ht.: 6-3 / Wt.: 185 / Born: July 11, 1985

	GP/GS	MIN	G	A	G+A	Y	R	W-L-T
2010	1/0	5	0	0	0	0	0	1-0-0
2012	10/9	812	0	0	0	0	1	7-1-2
2013	12/10	938	1	1	2	2	0	6-4-2
2014	8/8	705	0	0	0	2	0	4-2-2
2015	6/5	435	2	0	2	0	0	2-3-1
2016	12/12	1080	1	0	1	0	0	8-4-0
2017	6/5	401	0	0	0	1	0	2-1-3
7-Year Totals	55/49	4376	4	1	5	5	1	30-15-10

CANNON, REGGIE

Defender / Ht.: 5-11 / Wt.: 165 / Born: June 11, 1998

	GP/GS	MIN	G	A	G+A	Y	R	W-L-T
2018	2/2	161	0	0	0	1	0	0-1-1
2019	8/6	561	0	1	1	0	0	5-2-1
2020	3/2	183	0	1	1	0	0	2-0-1
2021	9/4	417	1	0	1	0	0	8-1-0
2022	6/4	419	0	1	1	2	0	3-2-1
5-Year Totals	28/20	1741	1	3	4	3	0	18-6-4

CARDOSO, JOHNNY

Midfielder / Ht.: 5-11 / Wt.: 165 / Born: Sept. 20, 2001

	GP/GS	MIN	G	A	G+A	Y	R	W-L-T
2020	2/0	47	0	0	0	0	0	1-0-1
2021	1/1	63	0	0	0	0	0	1-0-0
2022	1/0	23	0	0	0	0	0	0-1-0
2023	5/1	118	0	0	0	1	0	4-1-0
2024	9/3	329	0	0	0	0	0	4-3-2
5-Year Totals	18/5	580	0	0	0	1	0	10-5-3

CARROLL, BRIAN

Midfielder / Ht.: 5-10 / Wt.: 150 / Born: July 20, 1981

	GP/GS	MIN	G	A	G+A	Y	R	W-L-T
2005	2/2	180	0	0	0	0	0	1-0-1
2006	2/0	40	0	0	0	0	0	2-0-0
2007	2/0	17	0	0	0	1	0	2-0-0
2009	1/0	22	0	0	0	0	0	1-0-0
2010	1/1	90	0	0	0	0	0	1-0-0
5-Year Totals	8/3	349	0	0	0	1	0	7-0-1

CARTER-VICKERS, CAMERON

Defender / Ht.: 6-1 / Wt.: 200 / Born: Dec. 31, 1997

	GP/GS	MIN	G	A	G+A	Y	R	W-L-T
2017	1/0	45	0	0	0	0	0	0-0-1
2018	6/6	611	0	0	0	2	0	2-2-2
2019	1/1	66	0	0	0	0	0	0-1-0
2022	4/3	306	0	0	0	0	0	3-0-1
2023	4/2	222	0	0	0	0	0	2-2-0
2024	2/0	73	0	0	0	0	0	0-2-0
6-Year Totals	18/12	1323	0	0	0	2	0	7-7-4

CASEY, CONOR

Forward / Ht.: 6-1 / Wt.: 170 / Born: July 25, 1981

	GP/GS	MIN	G	A	G+A	Y	R	W-L-T
2004	6/6	391	0	1	1	2	0	5-0-1
2005	2/1	75	0	0	0	0	0	1-1-0
2008	1/0	15	0	0	0	0	0	1-0-0
2009	8/4	344	2	0	2	1	0	4-3-1
2010	2/1	76	0	0	0	0	0	1-1-0
5-Year Totals	19/12	901	2	1	3	3	0	12-5-2

CASTILLO, EDGAR

Midfielder / Ht.: 5-7 / Wt.: 145 / Born: Oct. 8, 1986

	GP/GS	MIN	G	A	G+A	Y	R	W-L-T
2009	1/0	30	0	0	0	0	0	0-1-0
2011	2/2	180	0	0	0	0	0	0-1-1
2012	4/2	195	0	0	0	0	0	2-1-1
2013	8/3	361	0	2	2	0	0	8-0-0
2014	1/1	62	0	0	0	0	0	0-1-0
2016	2/2	180	0	0	0	0	0	1-1-0
6-Year Totals	18/10	1008	0	2	2	0	0	11-5-2

CHANDLER, TIMMY

Defender / Ht.: 6-1 / Wt.: 180 / Born: March 29, 1990

	GP/GS	MIN	G	A	G+A	Y	R	W-L-T
2011	8/7	640	0	0	0	1	0	2-5-1
2012	1/1	90	0	0	0	0	0	0-0-1
2013	1/1	90	0	0	0	0	0	0-1-0
2014	7/5	468	0	0	0	0	0	4-1-2
2015	9/9	766	1	2	3	3	0	5-1-3
2016	3/2	208	0	0	0	2	0	1-2-0
6-Year Totals	29/25	2262	1	2	3	5	0	12-10-7

ALL-TIME PLAYER REGISTER

CHERUNDOLO, STEVE

Defender / Ht.: 5-6 / Wt.: 145 / Born: Feb. 19, 1979

	GP/GS	MIN	G	A	G+A	Y	R	W-L-T
1999	1/1	90	0	0	0	0	0	0-0-1
2001	8/8	677	0	1	1	1	0	3-2-3
2002	1/1	71	0	0	0	0	0	0-1-0
2003	5/5	425	0	0	0	3	0	3-1-1
2004	6/5	389	0	2	2	0	0	4-1-1
2005	10/10	826	0	1	1	0	0	6-2-2
2006	7/7	556	1	1	2	1	0	2-4-1
2007	5/5	394	1	1	2	0	0	3-2-0
2008	8/8	581	0	1	1	4	1	5-2-1
2009	6/5	423	0	1	1	0	0	4-2-0
2010	8/7	705	0	2	2	2	0	3-3-2
2011	13/12	1000	0	0	0	1	0	6-6-1
2012	9/9	781	0	0	0	0	0	6-1-2
13-Year Totals	87/83	6918	2	10	12	12	1	45-27-15

CHING, BRIAN

Forward / Ht.: 6-1 / Wt.: 195 / Born: May 24, 1978

	GP/GS	MIN	G	A	G+A	Y	R	W-L-T
2003	1/0	16	0	0	0	0	0	1-0-0
2004	4/2	222	2	0	2	0	0	1-0-3
2005	6/4	385	0	0	0	0	0	4-1-1
2006	9/5	421	2	0	2	0	0	5-2-2
2007	5/3	260	1	2	3	1	0	5-0-0
2008	7/6	480	4	1	5	0	0	7-0-0
2009	11/10	795	1	1	2	0	0	8-1-2
2010	2/0	90	1	1	2	0	0	1-1-0
8-Year Totals	45/30	2669	11	5	16	1	0	32-5-8

CHRONOPOULOS, TED

Defender / Ht.: 6-0 / Wt.: 168 / Born: Sept. 16, 1972

	GP/GS	MIN	G	A	G+A	Y	R	W-L-T
1999	1/0	19	0	0	0	0	0	1-0-0

CHUNG, MARK

Midfielder / Ht.: 5-7 / Wt.: 140 / Born: June 18, 1970

	GP/GS	MIN	G	A	G+A	Y	R	W-L-T
1992	7/2	285	0	0	0	0	0	2-3-2
1993	14/3	519	2	2	4	0	0	4-4-6
1994	1/0	7	0	0	0	0	0	0-0-1
1997	1/1	59	0	0	0	0	0	0-1-0
1998	1/0	21	0	0	0	0	0	0-0-1
5-Year Totals	24/6	891	2	2	4	0	0	6-8-10

CLARK, COLIN

Midfielder / Ht.: 5-11 / Wt.: 161 / Born: April 11, 1984

	GP/GS	MIN	G	A	G+A	Y	R	W-L-T
2009	1/1	70	0	0	0	0	0	0-0-1

CLARK, RICARDO

Midfielder / Ht.: 5-10 / Wt.: 150 / Born: May 10, 1983

	GP/GS	MIN	G	A	G+A	Y	R	W-L-T
2005	1/0	23	0	0	0	0	0	1-0-0
2007	9/6	577	1	1	2	0	0	6-3-0
2008	6/5	449	0	0	0	2	0	4-1-1
2009	11/10	812	1	0	1	0	1	7-4-0
2010	4/4	255	0	0	0	2	0	2-1-1
2011	1/0	7	0	0	0	0	0	0-0-1
2012	2/1	95	1	0	1	0	0	2-0-0
7-Year Totals	34/26	2218	3	1	4	4	1	22-9-3

CLAVIJO, FERNANDO

Defender / Ht.: 5-10 / Wt.: 160 / Born: Jan. 23, 1957

	GP/GS	MIN	G	A	G+A	Y	R	W-L-T
1990	1/1	74	0	0	0	0	0	0-0-1
1991	14/13	1178	0	0	0	1	1	7-3-4
1992	15/12	1160	0	1	1	1	0	4-8-3
1993	23/23	2029	0	0	0	2	1	6-8-9
1994	8/6	590	0	0	0	3	1	2-4-2
5-Year Totals	61/55	5031	0	1	1	7	3	19-23-19

CONRAD, JIMMY

Defender / Ht.: 6-2 / Wt.: 185 / Born: Feb. 12, 1977

	GP/GS	MIN	G	A	G+A	Y	R	W-L-T
2005	8/6	626	0	0	0	0	0	4-1-3
2006	9/8	759	0	0	0	0	0	5-2-2
2007	6/6	540	1	0	1	0	0	3-2-1
2008	1/1	45	0	0	0	0	0	1-0-0
2009	3/2	155	0	0	0	1	0	1-1-1
2010	1/0	17	0	0	0	0	1	0-1-0
6-Year Totals	28/23	2142	1	0	1	1	1	14-7-7

CONVEY, BOBBY

Defender/Midfielder / Ht.: 5-8 / Wt.: 150 / Born: May 27, 1983

	GP/GS	MIN	G	A	G+A	Y	R	W-L-T
2000	1/0	1	0	0	0	0	0	1-0-0
2001	1/1	64	0	0	0	0	0	0-1-0
2002	1/0	29	0	0	0	0	0	1-0-0
2003	15/11	988	1	2	3	3	0	9-4-2
2004	9/7	717	0	1	1	2	0	5-1-3
2005	7/4	396	0	1	1	2	1	4-2-1
2006	8/4	401	0	1	1	0	0	3-4-1
2007	3/1	156	0	0	0	0	0	1-2-0
2008	1/1	69	0	0	0	0	0	0-0-1
9-Year Totals	46/29	2420	1	5	6	7	1	24-14-8

COOPER, KENNY

Forward / Ht.: 6-3 / Wt.: 207 / Born: Oct. 21, 1984

	GP/GS	MIN	G	A	G+A	Y	R	W-L-T
2007	2/0	60	1	0	1	1	0	1-0-1
2008	1/1	75	1	0	1	0	0	1-0-0
2009	7/1	205	2	0	2	1	0	4-1-2
3-Year Totals	10/2	340	4	0	4	2	0	6-1-3

CORONA, JOE

Forward / Ht.: 5-10 / Wt.: 165 / Born: July 9, 1990

	GP/GS	MIN	G	A	G+A	Y	R	W-L-T
2012	3/0	26	0	0	0	0	0	3-0-0
2013	8/5	411	2	0	2	0	0	8-0-0
2014	3/1	125	0	0	0	0	0	1-0-2
2015	3/2	210	0	0	0	0	0	2-0-1
2017	3/3	199	1	0	1	1	0	2-0-1
2018	3/1	91	0	1	1	2	0	1-1-1
6-Year Totals	23/12	1062	3	1	4	3	0	17-1-5

CORRALES, RAMIRO

Defender/Midfielder / Ht.: 6-0 / Wt.: 160 / Born: March 12, 1977

	GP/GS	MIN	G	A	G+A	Y	R	W-L-T
1996	1/0	11	0	0	0	0	0	0-1-0
1997	2/1	120	0	0	0	0	0	0-1-1
2004	1/1	66	0	0	0	0	0	0-0-1
2008	2/2	180	0	0	0	1	0	1-0-1
4-Year Totals	6/4	377	0	0	0	1	0	1-2-3

COVONE, NEIL

Midfielder / Ht.: 5-6 / Wt.: 140 / Born: Aug. 31, 1969

	GP/GS	MIN	G	A	G+A	Y	R	W-L-T
1988	3/1	143	0	0	0	0	0	1-2-0
1990	3/1	115	0	0	0	0	0	3-0-0
2-Year Totals	6/2	258	0	0	0	0	0	4-2-0

COWELL, CADE

Forward / Ht.: 6-0 / Wt.: 165 / Born: Oct. 14, 2003

	GP/GS	MIN	G	A	G+A	Y	R	W-L-T
2021	1/0	12	0	0	0	0	0	1-0-0
2023	7/4	389	1	1	2	1	0	2-1-4
2024	3/0	33	0	0	0	0	0	1-1-1
2-Year Totals	8/4	401	1	1	2	1	0	4-2-5

COZIER, MAC

Forward / Ht.: 5-8 / Wt.: 165 / Born: Oct. 23, 1973

	GP/GS	MIN	G	A	G+A	Y	R	W-L-T
1996	1/0	58	0	1	1	0	0	0-1-0

ALL-TIME PLAYER REGISTER

CREMASCHI, BENJAMIN

Midfielder / Ht.: 6-0 / Wt.: 165 / Born: March 2, 2005

	GP/GS	MIN	G	A	G+A	Y	R	W-L-T
2023	1/0	19	0	0	0	0	0	1-0-0

CRONIN, SAM

Midfielder / Ht.: 5-10 / Wt.: 165 / Born: Dec. 12, 1986

	GP/GS	MIN	G	A	G+A	Y	R	W-L-T
2009	2/1	100	0	0	0	0	0	0-1-1

CRUZ, ALBERTO

Defender / Ht.: 5-9 / Wt.: 165 / Born: July 10, 1971

	GP/GS	MIN	G	A	G+A	Y	R	W-L-T
1991	1/0	45	0	0	0	0	0	1-0-0

CULLEN, LEO

Defender / Ht.: 5-8 / Wt.: 160 / Born: Feb. 28, 1976

	GP/GS	MIN	G	A	G+A	Y	R	W-L-T
1999	2/1	94	0	0	0	0	0	1-0-1
2002	1/0	45	0	0	0	0	0	1-0-0
2-Year Totals	3/1	139	0	0	0	0	0	2-0-1

CUNNINGHAM, JEFF

Forward / Ht.: 5-8 / Wt.: 155 / Born: Aug. 21, 1976

	GP/GS	MIN	G	A	G+A	Y	R	W-L-T
2001	1/0	45	0	0	0	0	0	0-1-0
2002	4/0	83	0	1	1	0	0	4-0-0
2003	3/1	79	0	1	1	0	0	2-1-0
2005	2/1	57	0	0	0	1	0	1-0-1
2009	2/1	69	1	0	3	0	0	0-2-0
2010	2/1	68	0	0	0	0	0	1-1-0
6-Year Totals	14/4	401	1	2	3	1	0	8-5-1

DAVIES, CHARLIE

Forward / Ht.: 5-10 / Wt.: 160 / Born: June 25, 1986

	GP/GS	MIN	G	A	G+A	Y	R	W-L-T
2007	3/0	58	0	0	0	0	0	1-2-0
2008	1/0	22	1	0	1	0	0	0-1-0
2009	13/9	745	3	2	5	0	0	8-4-1
3-Year Totals	17/9	825	4	2	6	0	0	9-7-1

DAVIS, BRAD

Midfielder / Ht.: 5-11 / Wt.: 165 / Born: Nov. 8, 1981

	GP/GS	MIN	G	A	G+A	Y	R	W-L-T
2005	2/1	112	0	0	0	1	0	1-0-1
2008	1/1	71	0	0	0	0	0	1-0-0
2010	2/1	75	0	1	1	0	0	1-1-0
2013	7/2	244	0	2	2	1	0	4-1-2
2014	5/4	298	0	2	2	0	0	3-1-1
5-Year Totals	17/9	800	0	5	5	2	0	10-3-4

DAYAK, TROY

Defender / Ht.: 5-11 / Wt.: 175 / Born: Jan. 21, 1971

	GP/GS	MIN	G	A	G+A	Y	R	W-L-T
1990	5/2	183	0	0	0	0	0	2-1-2
1991	4/4	345	0	0	0	0	0	1-2-1
2-Year Totals	9/6	565	0	0	0	0	0	3-3-3

DEBRITO, JOHN

Midfielder / Ht.: 6-2 / Wt.: 168 / Born: Dec. 3, 1968

	GP/GS	MIN	G	A	G+A	Y	R	W-L-T
1991	1/0	15	0	0	0	0	0	0-1-0
1992	5/3	303	0	0	0	0	0	1-2-2
2-Year Totals	6/3	318	0	0	0	0	0	1-3-2

DEERING, CHAD

Midfielder / Ht.: 6-1 / Wt.: 165 / Born: Sept. 2, 1970

	GP/GS	MIN	G	A	G+A	Y	R	W-L-T
1993	2/0	85	0	0	0	0	0	0-1-1
1994	1/0	45	0	0	0	0	0	0-1-0
1995	1/1	45	0	0	0	0	0	0-0-1
1997	1/1	45	0	0	0	0	0	1-0-0
1998	6/6	519	1	0	1	1	0	2-1-3
1999	2/2	156	0	1	1	0	0	1-1-0
2000	5/2	213	0	0	0	0	0	1-2-2
7-Year Totals	18/12	1108	1	1	2	1	0	5-6-7

DE LA FUENTE, KONRAD

Midfielder / Ht.: 5-7 / Wt.: 140 / Born: July 16, 2001

	GP/GS	MIN	G	A	G+A	Y	R	W-L-T
2020	1/1	71	0	0	0	0	0	0-0-1
2021	2/1	72	0	0	0	0	0	0-0-2
2-Year Totals	3/2	143	0	0	0	0	0	0-0-3

DELAGARZA, A.J.

Defender / Ht.: 5-9 / Wt.: 145 / Born: Nov. 4, 1987

	GP/GS	MIN	G	A	G+A	Y	R	W-L-T
2018	1/0	13	0	0	0	0	0	0-1-0

DE LA TORRE, LUCA

Midfielder / Ht.: 5-9 / Wt.: 150 / Born: May 23, 1998

	GP/GS	MIN	G	A	G+A	Y	R	W-L-T
2018	1/0	13	0	0	0	0	0	0-1-0
2021	3/0	45	0	1	1	0	0	3-0-0
2022	8/4	481	0	2	2	1	0	4-2-2
2023	8/3	338	0	2	2	1	0	6-2-0
2024	4/0	92	1	0	1	1	0	1-2-1
5-Year Totals	24/7	969	0	5	6	3	0	14-7-3

DELGADO, MARK

Midfielder / Ht.: 5-9 / Wt.: 150 / Born: May 16, 1995

	GP/GS	MIN	G	A	G+A	Y	R	W-L-T
2018	6/3	268	0	0	0	0	0	2-3-1

DEMERIT, JAY

Defender / Ht.: 5-11 / Wt.: 180 / Born: Dec. 4, 1979

	GP/GS	MIN	G	A	G+A	Y	R	W-L-T
2007	6/4	359	0	0	0	1	0	2-3-1
2008	3/1	148	0	0	0	0	0	2-0-1
2009	7/6	560	0	0	0	1	0	3-4-0
2010	7/7	639	0	0	0	1	0	3-2-2
2011	2/2	131	0	0	0	0	0	0-1-1
5-Year Totals	25/20	1837	0	0	0	3	0	10-10-5

DEMPSEY, CLINT

Forward / Ht.: 6-1 / Wt.: 170 / Born: March 9, 1983

	GP/GS	MIN	G	A	G+A	Y	R	W-L-T
2004	1/0	25	0	0	0	0	0	0-0-1
2005	13/8	789	2	1	3	1	0	9-1-3
2006	9/7	609	4	1	5	0	0	4-2-3
2007	13/13	1048	3	2	5	0	0	10-2-1
2008	10/10	765	4	1	5	1	0	6-2-2
2009	14/14	1211	4	2	16	0	0	7-6-1
2010	8/7	696	2	0	2	1	0	3-1-3
2011	14/13	1215	5	2	7	1	0	6-7-1
2012	9/8	755	6	1	7	1	0	5-2-2
2013	10/10	899	6	2	8	0	0	6-3-1
2014	9/9	805	3	0	3	0	0	3-3-3
2015	10/8	823	9	0	9	0	0	5-3-2
2016	10/10	769	4	4	8	0	0	6-4-0
2017	11/6	632	5	3	8	1	0	6-2-3
14-Year Totals	141/123	11041	57	19	76	6	0	76-38-26

ALL-TIME PLAYER REGISTER

DEST, SERGIÑO

Defender / Ht.: 5-9 / Wt.: 140 / Born: Nov. 3, 2000

	GP/GS	MIN	G	A	G+A	Y	R	W-L-T
2019	3/3	156	0	1	1	0	0	1-1-1
2020	2/2	177	0	0	0	0	0	1-0-1
2021	10/9	619	2	1	3	0	0	7-1-2
2022	8/8	610	0	1	1	1	0	2-3-3
2023	9/9	739	0	2	2	2	2	6-2-1
2024	1/1	90	0	0	0	0	0	1-0-0
5-Year Totals	32/31	2461	2	5	7	3	2	18-17-8

DIKE, DARYL

Forward / Ht.: 6-2 / Wt.: 210 / Born: June 3, 2000

	GP/GS	MIN	G	A	G+A	Y	R	W-L-T
2021	8/5	439	3	0	3	0	0	8-0-0
2023	2/1	93	0	0	0	0	0	2-0-0
2-Year Totals	10/6	532	3	0	3	0	0	10-0-0

DISKERUD, MIX

Midfielder / Ht.: 6-0 / Wt.: 150 / Born: Oct. 2, 1990

	GP/GS	MIN	G	A	G+A	Y	R	W-L-T
2010	1/0	12	0	1	1	0	0	1-0-0
2011	1/1	90	0	0	0	0	0	0-0-1
2012	1/0	4	1	0	1	0	0	0-0-1
2013	13/6	714	1	0	1	0	0	11-1-1
2014	9/6	514	3	0	3	0	0	5-2-2
2015	11/6	600	1	1	2	1	0	7-4-0
2016	2/1	122	0	0	0	0	0	1-1-0
7-Year Totals	38/20	2056	6	2	8	1	0	25-8-5

DONIGAN, DAN

Forward / Ht.: 5-10 / Wt.: 155 / Born: Aug. 3, 1966

	GP/GS	MIN	G	A	G+A	Y	R	W-L-T
1990	1/1	58	0	0	0	0	0	1-0-0

DONOVAN, LANDON

Midfielder / Ht.: 5-8 / Wt.: 160 / Born: March 4, 1982

	GP/GS	MIN	G	A	G+A	Y	R	W-L-T
2000	1/0	58	1	1	2	0	0	1-0-0
2001	8/7	634	0	1	1	0	0	2-5-1
2002	20/17	1563	6	2	8	5	0	12-6-2
2003	15/13	1224	7	5	12	1	0	9-4-2
2004	14/14	1243	5	6	10	0	0	7-1-6
2005	15/12	1169	6	6	12	1	0	10-2-3
2006	11/10	925	0	3	3	1	0	5-3-3
2007	12/11	972	9	4	13	1	0	9-2-1
2008	9/9	763	3	5	8	0	0	7-0-2
2009	15/15	1350	5	10	15	2	0	8-5-2
2010	8/8	706	3	3	6	0	0	3-2-3
2011	10/8	790	1	2	3	3	0	4-4-2
2012	6/6	476	3	1	4	0	0	3-1-2
2013	10/10	818	8	8	16	0	0	9-1-0
2014	3/2	162	0	1	1	0	0	1-0-2
15-Year Totals	157/142	12853	57	58	115	14	0	90-36-31

DOOLEY, THOMAS

Defender/Midfielder / Ht.: 6-1 / Wt.: 168 / Born: May 12, 1961

	GP/GS	MIN	G	A	G+A	Y	R	W-L-T
1992	5/5	450	0	1	1	0	0	2-2-1
1993	17/17	1437	4	2	8	1	0	8-7-2
1994	22/21	1829	0	0	0	1	0	5-7-10
1995	9/9	786	1	0	1	1	0	4-3-2
1996	9/8	589	2	0	2	2	0	6-2-1
1997	10/10	887	0	0	0	0	0	4-2-4
1998	8/7	659	0	0	0	0	0	3-3-2
1999	1/1	90	0	0	0	0	0	1-0-0
8-Year Totals	81/78	6727	7	3	10	5	0	33-26-22

DOYLE, JOHN

Defender / Ht.: 6-3 / Wt.: 185 / Born: April 16, 1966

	GP/GS	MIN	G	A	G+A	Y	R	W-L-T
1987	3/3	270	0	0	0	0	0	1-2-0
1988	4/4	360	0	0	0	0	0	0-2-2
1989	6/3	330	1	0	1	1	0	3-2-1
1990	10/9	788	0	0	0	4	0	3-6-1
1991	5/5	480	1	0	1	2	0	2-0-3
1992	12/12	1080	0	1	1	2	0	4-6-2
1993	9/9	810	1	0	1	2	0	1-5-3
1994	4/4	315	0	1	1	0	0	1-2-1
8-Year Totals	53/49	4433	3	2	5	11	0	15-25-13

DUFRENE, RONIL

Midfielder / Ht.: 5-9 / Wt.: 170 / Born: July 4, 1962

	GP/GS	MIN	G	A	G+A	Y	R	W-L-T
1991	2/1	83	0	0	0	0	0	0-2-0

DUNCAN, KYLE

Defender / Ht.: 5-10 / Wt.: 150 / Born: Aug. 8, 1997

	GP/GS	MIN	G	A	G+A	Y	R	W-L-T
2020	1/0	16	0	0	0	0	0	1-0-0

DUNIVANT, TODD

Defender / Ht.: 6-0 / Wt.: 174 / Born: Dec. 26, 1980

	GP/GS	MIN	G	A	G+A	Y	R	W-L-T
2006	2/2	179	0	2	2	0	0	2-0-0

DUNN, JASON

Forward / Ht.: 6-1 / Born: Oct. 4, 1971

	GP/GS	MIN	G	A	G+A	Y	R	W-L-T
1994	3/1	119	0	0	0	0	0	1-1-1

DWYER, DOM

Forward / Ht.: 5-9 / Wt.: 180 / Born: July 30, 1990

	GP/GS	MIN	G	A	G+A	Y	R	W-L-T
2017	4/3	253	2	0	2	0	0	2-0-2

EBOBISSE, JEREMY

Forward / Ht.: 6-0 / Wt.: 175 / Born: Feb. 14, 1997

	GP/GS	MIN	G	A	G+A	Y	R	W-L-T
2019	1/1	66	0	0	0	0	0	1-0-0

ECK, TED

Forward / Ht.: 6-1 / Wt.: 185 / Born: July 14, 1966

	GP/GS	MIN	G	A	G+A	Y	R	W-L-T
1989	2/0	90	0	0	0	0	0	1-0-1
1990	4/2	173	1	0	1	0	0	0-2-2
1991	5/0	174	0	0	0	0	0	3-1-1
1992	1/0	7	0	0	0	0	0	0-1-0
1996	1/1	60	0	0	0	0	0	0-1-0
5-Year Totals	13/3	504	1	0	1	0	0	4-5-4

EDU, MAURICE

Midfielder / Ht.: 6-0 / Wt.: 170 / Born: April 18, 1986

	GP/GS	MIN	G	A	G+A	Y	R	W-L-T
2007	2/2	180	0	1	1	1	0	2-0-0
2008	8/3	443	0	0	0	1	0	3-3-2
2009	1/0	1	0	0	0	0	0	0-0-1
2010	8/5	558	1	0	1	0	0	1-4-3
2011	12/8	592	0	0	0	2	0	5-6-1
2012	11/7	634	0	0	0	2	0	6-2-3
2013	3/1	131	0	0	0	0	0	1-1-1
2014	1/0	19	0	0	0	0	0	0-0-1
8-Year Totals	46/26	2558	1	1	2	6	0	18-16-12

EICHMANN, ERIC

Midfielder / Ht.: 5-10 / Wt.: 160 / Born: May 7, 1965

	GP/GS	MIN	G	A	G+A	Y	R	W-L-T
1986	2/2	146	0	0	0	0	0	0-0-2
1987	1/1	90	0	0	0	0	0	0-1-0
1988	8/5	532	1	0	1	0	0	1-5-2
1989	7/5	480	2	1	3	0	0	4-2-1
1990	9/3	326	1	0	1	0	0	3-3-3
1993	2/0	77	0	0	0	0	0	0-1-1
6-Year Totals	29/16	1651	4	1	5	0	0	8-12-9

ENOCHS, JOE

Midfielder / Ht.: 5-9 / Wt.: 155 / Born: Sept. 1, 1971

	GP/GS	MIN	G	A	G+A	Y	R	W-L-T
2001	1/0	27	0	0	0	0	0	0-0-1

ERVINE, DALE

Forward / Ht.: 6-1 / Wt.: 176 / Born: May 19, 1964

	GP/GS	MIN	G	A	G+A	Y	R	W-L-T
1985	2/0	40	0	0	0	0	0	0-1-1
1986	1/0	34	0	0	0	0	0	0-0-1
1993	2/1	111	0	0	0	0	0	0-1-1
3-Year Totals	5/1	185	0	0	0	0	0	0-2-3

ESKANDARIAN, ALECKO

Forward / Ht.: 5-9 / Wt.: 165 / Born: July 9, 1982

	GP/GS	MIN	G	A	G+A	Y	R	W-L-T
2003	1/0	1	0	0	0	0	0	1-0-0

EVANS, BRAD

Midfielder / Ht.: 6-1 / Wt.: 160 / Born: April 20, 1985

	GP/GS	MIN	G	A	G+A	Y	R	W-L-T
2009	3/1	127	0	0	0	1	0	2-0-1
2010	1/1	90	0	0	0	0	0	1-0-0
2012	2/0	26	0	0	0	0	0	2-0-0
2013	10/9	776	1	0	1	1	0	7-1-2
2014	1/1	74	0	0	0	0	0	1-0-0
2015	8/3	407	0	1	1	1	0	5-3-0
2016	1/1	45	0	0	0	0	0	1-0-0
2017	1/0	22	0	0	0	0	0	1-0-0
8-Year Totals	27/16	1567	1	1	2	3	0	20-4-3

FARFAN, MARCO

Defender / Ht.: 5-11 / Wt.: 150 / Born: Nov. 12, 1998

	GP/GS	MIN	G	A	G+A	Y	R	W-L-T
2020	1/0	45	0	0	0	0	0	1-0-0

FEILHABER, BENNY

Midfielder / Ht.: 5-9 / Wt.: 150 / Born: Jan. 19, 1985

	GP/GS	MIN	G	A	G+A	Y	R	W-L-T
2007	14/13	1061	2	1	3	3	0	9-4-1
2008	2/0	32	0	0	0	0	0	1-0-1
2009	14/6	678	0	0	0	1	0	7-6-1
2010	8/4	426	0	0	0	0	0	2-3-3
2012	1/1	62	0	0	0	0	0	1-0-0
2013	1/0	45	0	0	0	0	0	0-0-1
2014	1/0	30	0	0	0	0	0	1-0-0
2017	3/1	81	0	1	1	0	0	1-1-1
8-Year Totals	44/25	2415	2	2	4	4	0	22-14-8

FERREIRA, JESÚS

Forward / Ht.: 5-8 / Wt.: 140 / Born: Dec. 24, 2000

	GP/GS	MIN	G	A	G+A	Y	R	W-L-T
2020	1/1	63	0	0	0	0	0	1-0-0
2021	4/2	163	2	3	5	1	0	3-0-1
2022	11/7	567	5	1	6	0	0	5-3-3
2023	7/7	629	8	0	8	0	0	2-0-5
4-Year Totals	23/17	1422	15	4	19	1	0	11-3-9

FINDLEY, ROBBIE

Forward / Ht.: 5-9 / Wt.: 165 / Born: Aug. 4, 1985

	GP/GS	MIN	G	A	G+A	Y	R	W-L-T
2007	1/0	1	0	0	0	0	0	1-0-0
2010	10/8	596	0	0	0	2	0	4-4-2
2-Year Totals	11/8	597	0	0	0	2	0	5-4-2

FINLAY, ETHAN

Midfielder / Ht.: 5-9 / Wt.: 160 / Born: Aug. 6, 1990

	GP/GS	MIN	G	A	G+A	Y	R	W-L-T
2016	3/1	82	0	1	1	0	0	3-0-0

FLORES, JORGE

Midfielder / Ht.: 5-8 / Wt.: 155 / Born: Feb. 13, 1977

	GP/GS	MIN	G	A	G+A	Y	R	W-L-T
1996	1/0	45	0	0	0	0	0	0-1-0

FOSSY, MARLON

Defender / Ht.: 5-10 / Wt.: 170 / Born: Sept. 9, 1998

	GP/GS	MIN	G	A	G+A	Y	R	W-L-T
2024	1/1	90	0	0	0	0	0	0-0-1

FRANCHINO, JOE

Midfielder / Ht.: 5-7 / Wt.: 140 / Born: Aug. 8, 1976

	GP/GS	MIN	G	A	G+A	Y	R	W-L-T
2000	1/0	13	0	0	0	0	0	1-0-0

FRANKLIN, SEAN

Defender / Ht.: 5-10 / Wt.: 155 / Born: March 21, 1985

	GP/GS	MIN	G	A	G+A	Y	R	W-L-T
2010	1/1	90	0	0	0	0	0	0-0-1

FRASER, ROBIN

Defender / Ht.: 6-1 / Wt.: 175 / Born: Dec. 17, 1966

	GP/GS	MIN	G	A	G+A	Y	R	W-L-T
1988	5/3	328	0	0	0	0	0	0-3-2
1990	5/5	405	0	0	0	0	0	2-1-2
1991	2/1	162	0	0	0	0	0	1-1-0
1997	1/1	90	0	0	0	0	0	0-1-0
1999	8/7	631	0	0	0	2	0	4-3-1
2000	5/5	480	0	0	0	0	0	1-1-3
2001	1/1	90	0	0	0	0	0	0-0-1
7-Year Totals	27/23	2186	0	0	0	2	0	8-10-9

GALL, ROMAIN

Midfielder / Ht.: 5-9 / Wt.: 140 / Born: Jan. 31, 1995

	GP/GS	MIN	G	A	G+A	Y	R	W-L-T
2018	1/0	7	0	0	0	0	0	0-1-0

GARCIA, NICK

Defender / Ht.: 5-10 / Wt.: 160 / Born: April 9, 1979

	GP/GS	MIN	G	A	G+A	Y	R	W-L-T
2003	5/1	145	0	0	0	0	0	4-1-0
2004	1/1	90	0	0	0	0	0	0-0-1
2-Year Totals	6/2	235	0	0	0	0	0	4-1-1

GARZA, GREG

Defender / Ht.: 5-8 / Wt.: 155 / Born: Aug. 16, 1991

	GP/GS	MIN	G	A	G+A	Y	R	W-L-T
2014	5/3	302	0	0	0	0	0	1-2-2
2015	4/3	247	0	0	1	1	0	3-1-0
2017	1/1	69	0	0	0	0	0	0-0-1
3-Year Total	10/7	618	0	0	1	1	0	4-3-3

GASPER, CHASE

Defender / Ht.: 6-0 / Wt.: 180 / Born: Jan. 25, 1996

	GP/GS	MIN	G	A	G+A	Y	R	W-L-T
2020	1/0	13	0	0	0	0	0	1-0-0

ALL-TIME PLAYER REGISTER

GATT, JOSHUA

Forward / Ht.: 5-10 / Wt.: 165 / Born: Aug. 29, 1991

	GP/GS	MIN	G	A	G+A	Y	R	W-L-T
2012	1/1	63	0	0	0	0	0	0-0-1
2013	1/0	45	0	0	0	0	0	0-0-1
2-Year Totals	2/1	108	0	0	0	0	0	0-0-2

GAVEN, EDDIE

Midfielder / Ht.: 6-0 / Wt.: 165 / Born: Oct. 25, 1986

	GP/GS	MIN	G	A	G+A	Y	R	W-L-T
2004	1/0	8	0	0	0	0	0	0-0-1
2005	2/1	59	0	0	0	0	0	1-0-1
2007	2/0	73	0	0	0	0	0	0-2-0
2009	1/0	13	0	0	0	0	0	1-0-0
2010	2/1	135	0	0	0	0	0	2-0-0
5-Year Totals	8/2	288	0	0	0	0	0	4-2-2

GIBBS, CORY

Defender / Ht.: 6-3 / Wt.: 178 / Born: Jan. 14, 1980

	GP/GS	MIN	G	A	G+A	Y	R	W-L-T
2003	7/6	562	0	0	0	0	1	4-2-1
2004	7/6	558	0	0	0	2	0	4-1-2
2005	3/3	270	0	0	0	0	0	2-0-1
2006	2/2	167	0	0	0	0	0	0-2-0
4-Year Totals	19/17	1557	0	0	0	2	1	10-5-4

GIL, LUIS

Midfielder / Ht.: 5-9 / Wt.: 155 / Born: Nov. 14, 1993

	GP/GS	MIN	G	A	G+A	Y	R	W-L-T
2014	1/0	15	0	0	0	0	0	1-0-0
2015	1/0	9	0	0	0	0	0	1-0-0
2-Year Total	2/0	24	0	0	0	0	0	2-0-0

GIOACCHINI, NICHOLAS

Forward / Ht.: 6-0 / Wt.: 165 / Born: July 25, 2000

	GP/GS	MIN	G	A	G+A	Y	R	W-L-T
2020	2/1	88	2	0	2	1	0	1-0-1
2021	6/0	250	1	2	3	0	0	6-0-0
2-Year Totals	8/1	338	3	2	5	1	0	7-0-1

GJONBALAJ, SADRI

Forward / Ht.: 5-10 / Wt.: 170 / Born: Jan. 5, 1966

	GP/GS	MIN	G	A	G+A	Y	R	W-L-T
1986	1/0	45	0	0	0	0	0	0-0-1
1987	1/1	90	0	0	0	0	0	0-1-0
1991	1/1	45	1	0	1	0	0	1-0-0
1993	2/1	73	0	0	0	0	0	0-1-1
4-Year Totals	5/3	253	1	0	1	0	0	1-2-2

GOMEZ, HERCULEZ

Forward / Ht.: 5-10 / Wt.: 165 / Born: April 6, 1982

	GP/GS	MIN	G	A	G+A	Y	R	W-L-T
2007	2/1	66	0	0	0	0	0	0-2-0
2010	6/1	160	2	0	2	0	0	2-3-1
2012	11/10	792	3	0	3	0	0	6-2-3
2013	5/4	295	1	0	1	0	0	4-0-1
4-Year Totals	24/16	1313	6	0	6	0	0	12-7-5

GOMEZ, JONATHAN

Defender / Ht.: 5-10 / Wt.: 160 / Born: Sept. 1, 2003

	GP/GS	MIN	G	A	G+A	Y	R	W-L-T
2021	1/0	6	0	0	0	0	0	1-0-0

GONZALEZ, OMAR

Defender / Ht.: 6-5 / Wt.: 210 / Born: Oct. 11, 1988

	GP/GS	MIN	G	A	G+A	Y	R	W-L-T
2010	1/1	90	0	0	0	0	0	0-1-0
2011	1/1	45	0	0	0	0	0	0-0-1
2013	14/13	1171	0	0	0	0	0	6-4-3
2014	8/4	474	0	0	0	1	0	3-2-3
2015	6/6	451	1	0	1	0	0	5-0-1
2016	5/5	426	0	0	0	0	0	1-3-1
2017	13/11	1037	2	0	2	2	0	7-1-5
2019	4/3	271	0	0	0	0	0	2-1-1
8-Year Totals	52/44	3965	3	0	3	3	0	24-12-15

GOOCH, LYNDEN

Midfielder / Ht.: 5-8 / Wt.: 160 / Born: Dec. 24, 1995

	GP/GS	MIN	G	A	G+A	Y	R	W-L-T
2016	2/0	51	0	0	0	0	0	0-1-1
2017	1/0	31	0	0	0	0	0	0-0-1
2018	1/0	17	0	0	0	0	0	1-0-0
3-Year Totals	4/0	99	0	0	0	0	0	1-1-2

GOODSON, CLARENCE

Defender / Ht.: 6-4 / Wt.: 180 / Born: May 17, 1982

	GP/GS	MIN	G	A	G+A	Y	R	W-L-T
2008	2/1	135	0	0	0	0	0	2-0-0
2009	6/3	364	1	0	1	0	0	3-3-0
2010	9/6	540	1	1	2	0	0	4-4-1
2011	10/9	843	1	0	1	1	0	5-5-0
2012	7/6	567	0	0	0	3	0	3-1-3
2013	10/10	879	2	0	2	1	0	9-1-0
2014	2/0	61	0	0	0	0	0	1-0-1
7-Year Totals	46/35	3389	5	1	6	5	0	27-14-5

GORDON, ALAN

Forward / Ht.: 6-3 / Wt.: 190 / Born: Oct. 16, 1981

	GP/GS	MIN	G	A	G+A	Y	R	W-L-T
2012	1/0	17	0	1	1	0	0	1-0-0
2015	1/0	17	0	0	0	0	0	0-1-0
2-Year Totals	2/0	34	0	1	1	0	0	1-1-0

GOSSELIN, MIKE

Defender / Ht.: 6-1

	GP/GS	MIN	G	A	G+A	Y	R	W-L-T
1992	1/0	12	0	0	0	0	0	1-0-0

GOULET, BRENT

Forward / Ht.: 5-10 / Wt.: 165 / Born: June 19, 1964

	GP/GS	MIN	G	A	G+A	Y	R	W-L-T
1986	2/2	135	0	0	0	0	0	0-0-2
1988	1/1	54	0	0	0	0	0	0-1-0
1989	3/3	234	0	0	0	0	0	1-1-1
1990	2/2	141	0	0	0	0	0	0-1-1
4-Year Totals	8/8	564	0	0	0	0	0	1-3-4

GREEN, JULIAN

Midfielder / Ht.: 5-7 / Wt.: 145 / Born: June 6, 1995

	GP/GS	MIN	G	A	G+A	Pts	Y	R	W-L-T
2014	5/1	166	1	0	1	0	0	0	2-2-1
2016	3/1	195	2	0	2	0	0	0	2-0-1
2018	7/4	381	1	0	1	0	0	0	2-3-2
3-Year Total	15/6	742	4	0	4	0	0	0	6-5-4

GRESSSEL, JULIAN

Midfielder / Ht.: 6-1 / Wt.: 185 / Born: Dec. 16, 1993

	GP/GS	MIN	G	A	G+A	Y	R	W-L-T
2023	6/2	220	0	2	2	0	0	2-1-3

GROS, JOSH

Midfielder / Ht.: 6-0 / Wt.: 165 / Born: June 25, 1982

	GP/GS	MIN	G	A	G+A	Y	R	W-L-T
2007	1/0	22	0	0	0	0	0	1-0-0

ALL-TIME PLAYER REGISTER

GUTIERREZ, DIEGO

Defender/Midfielder / Ht.: 5-7 / Wt.: 155 / Born: Nov. 3, 1972

	GP/GS	MIN	G	A	G+A Y	R	W-L-T
2001	1/1	45	0	0	0	0	0-1-0

GUTIERREZ, HENRY

Midfielder / Ht.: 5-7 / Wt.: 150 / Born: Aug. 28, 1968

	GP/GS	MIN	G	A	G+A Y	R	W-L-T
1999	1/1	78	0	0	0	0	0-0-1

GYAU, JOE

Forward / Ht.: 5-8 / Wt.: 155 / Born: Sept. 16, 1992

	GP/GS	MIN	G	A	G+A Y	R	W-L-T
2014	2/2	112	0	0	0	0	1-0-1
2019	1/0	23	0	0	0	0	0-1-0
2-Year Totals	3/2	135	0	0	0	0	1-1-1

GYAU, PHILIP

Forward / Ht.: 6-1 / Wt.: 170 / Born: Feb. 7, 1965

	GP/GS	MIN	G	A	G+A Y	R	W-L-T
1989	3/2	119	0	0	0	0	2-1-0
1990	2/0	90	0	0	0	0	1-1-0
1991	1/0	13	0	0	0	0	0-1-0
3-Year Totals	6/2	222	0	0	0	0	3-3-0

HARBOR, JEAN

Forward / Ht.: 6-1 / Wt.: 195 / Born: Sept. 19, 1965

	GP/GS	MIN	G	A	G+A Y	R	W-L-T
1992	2/1	118	0	0	0	0	0-1-1
1993	12/8	776	0	1	1	0	1-5-6
1996	1/1	32	0	0	0	0	0-1-0
3-Year Totals	15/10	926	0	1	1	0	1-7-7

HARKES, JOHN

Midfielder / Ht.: 5-11 / Wt.: 165 / Born: March 8, 1967

	GP/GS	MIN	G	A	G+A Y	R	W-L-T
1987	3/3	270	0	0	0	0	1-2-0
1988	2/2	180	0	0	0	0	1-1-0
1989	12/12	1060	1	1	2	0	6-3-3
1990	16/16	1437	1	3	4	1	5-10-1
1992	5/5	438	2	0	2	1	2-2-1
1993	7/7	624	0	1	1	0	4-3-0
1994	3/3	270	0	0	0	2	1-1-1
1995	8/8	720	2	1	3	3	4-2-2
1996	13/13	1084	0	5	5	1	9-3-1
1997	10/10	870	0	4	4	4	3-1-6
1998	7/7	630	0	0	0	2	4-3-0
1999	3/3	244	0	0	0	1	1-2-0
2000	1/0	45	0	0	0	0	1-0-0
13-Year Totals	90/89	7872	6	15	21	15	42-33-15

HEAPS, JAY

Defender / Ht.: 5-9 / Wt.: 155 / Born: Aug. 2, 1976

	GP/GS	MIN	G	A	G+A Y	R	W-L-T
2009	4/4	388	0	0	0	0	2-1-1

HEDGES, MATT

Defender / Ht.: 6-4 / Wt.: 190 / Born: April 1, 1990

	GP/GS	MIN	G	A	G+A Y	R	W-L-T
2015	1/0	18	0	0	0	0	1-0-0
2017	4/3	304	0	0	0	0	3-0-1
2-Year Totals	5/3	322	0	0	0	0	4-0-1

HEJDUK, FRANKIE

Defender / Ht.: 5-8 / Wt.: 155 / Born: Aug. 5, 1974

	GP/GS	MIN	G	A	G+A Y	R	W-L-T
1996	2/1	105	1	0	1	0	1-0-1
1997	3/1	97	0	0	0	0	0-3-0
1998	9/8	715	1	0	1	2	4-4-1
1999	9/6	601	2	0	2	3	5-4-0
2000	6/3	310	1	0	1	2	1-2-3
2001	1/1	61	0	0	0	0	0-1-0
2002	14/11	1065	0	1	1	3	8-4-2
2003	9/8	739	0	0	0	2	6-2-1
2004	8/7	636	0	0	0	2	4-1-3
2005	7/5	571	0	0	0	4	5-0-2
2006	4/4	301	0	0	0	0	2-0-2
2007	3/3	270	1	0	1	3	3-0-0
2008	6/2	296	0	0	0	1	2-3-1
2009	4/4	360	1	1	2	0	2-1-1
14-Year Totals	85/64	6127	7	2	16	22	43-25-17

HENDERSON, CHRIS

Midfielder / Ht.: 5-10 / Wt.: 155 / Born: Dec. 11, 1970

	GP/GS	MIN	G	A	G+A Y	R	W-L-T
1990	6/3	309	1	0	1	0	3-3-0
1991	16/16	1308	0	4	4	0	8-3-5
1992	9/7	564	0	0	0	0	4-4-1
1993	26/26	1969	1	5	6	2	9-7-10
1994	13/10	821	0	1	1	1	4-2-7
1995	2/1	114	0	0	0	0	0-1-1
1997	3/1	125	1	1	2	1	1-1-1
1998	2/0	44	0	0	0	0	1-1-0
2000	1/1	32	0	0	0	0	1-0-0
2001	1/0	13	0	0	0	0	0-1-0
10-Year Totals	79/65	5298	3	11	14	4	31-23-25

HEREIRA, AARON

Defender / Ht.: 5-11 / Wt.: 155 / Born: Dec. 11, 1970

	GP/GS	MIN	G	A	G+A Y	R	W-L-T
2021	1/1	64	0	0	0	0	1-0-0

HILL, KAMANI

Forward / Ht.: 6-0 / Wt.: 175 / Born: Dec. 28, 1985

	GP/GS	MIN	G	A	G+A Y	R	W-L-T
2007	2/0	42	0	0	0	0	1-1-0

HOLDEN, STUART

Midfielder / Ht.: 5-10 / Wt.: 160 / Born: Aug. 1, 1985

	GP/GS	MIN	G	A	G+A Y	R	W-L-T
2009	11/8	760	2	3	5	0	6-3-2
2010	6/4	286	0	1	1	0	1-2-3
2013	8/4	361	1	1	2	1	7-1-0
3-Year Totals	25/16	1407	3	5	8	1	14-6-5

HOLMES, DUANE

Midfielder / Ht.: 5-6 / Wt.: 145 / Born: Nov. 6, 1994

	GP/GS	MIN	G	A	G+A Y	R	W-L-T
2019	2/0	52	0	0	0	1	0-2-0

HOLOCHER, PAUL

Midfielder / Ht.: 5-10 / Wt.: 160 / Born: May 24, 1969

	GP/GS	MIN	G	A	Pts	Y	R	W-L-T
1996	1/0	30	0	0	0	0	0	0-1-0

HOPPE, MATTHEW

Forward / Ht.: 6-3 / Wt.: 180 / Born: March 13, 2001

	GP/GS	MIN	G	A	G+A Y	R	W-L-T
2021	6/4	374	1	1	2	0	6-0-0
2023	2/1	117	0	0	0	0	0-1-1
2-Year Totals	8/5	491	1	1	2	0	6-1-1

HUSEINOVIC, MIRSAĐ

Midfielder / Ht.: 5-11 / Wt.: 180

	GP/GS	MIN	G	A	G+A Y	R	W-L-T
1992	1/0	1	0	0	0	0	0-0-1

ALL-TIME PLAYER REGISTER

HYNDMAN, EMERSON

Midfielder / Ht.: 5-9 / Wt.: 135 / Born: April 9, 1996									
	GP/GS	MIN	G	A	G+A	Y	R	W-L-T	
2014	1/0	23	0	0	0	0	0	1-0-0	
2016	1/0	45	0	0	0	0	0	1-0-0	
2-Year Total	2/0	68	0	0	0	0	0	2-0-0	

IANNI, TAYT

Defender / Ht.: 5-8 / Wt.: 160 / Born: Dec. 6, 1971									
	GP/GS	MIN	G	A	G+A	Y	R	W-L-T	
1996	1/1	90	0	0	0	0	0	0-1-0	

IBARRA, MIGUEL

Midfielder / Ht.: 5-7 / Wt.: 135 / Born: March 15, 1990									
	GP/GS	MIN	G	A	G+A	Y	R	W-L-T	
2014	1/0	1	0	0	0	0	0	0-0-1	
2015	2/1	124	0	0	0	0	0	2-0-0	
2-Year Totals	3/1	125	0	0	0	0	0	2-0-1	

IBSEN, ZAK

Defender / Ht.: 5-11 / Wt.: 175 / Born: June 2, 1972									
	GP/GS	MIN	G	A	G+A	Y	R	W-L-T	
1992	9/2	341	0	0	0	0	0	1-7-1	
1994	3/0	113	0	0	0	0	0	1-1-1	
1995	2/1	128	0	0	0	1	0	0-1-1	
1996	1/1	90	0	0	0	0	0	0-1-0	
4-Year Totals	15/4	672	0	0	0	1	0	2-10-3	

IHEMELU, UGO

Defender / Ht.: 6-0 / Wt.: 178 / Born: April 3, 1983									
	GP/GS	MIN	G	A	G+A	Y	R	W-L-T	
2006	1/0	7	0	0	0	0	0	1-0-0	
2009	1/0	8	0	0	0	0	0	1-0-0	
2-Year Totals	2/0	15	0	0	0	0	0	2-0-0	

IMLER, ERIK

Defender / Ht.: 5-9 / Wt.: 160 / Born: June 1, 1971									
	GP/GS	MIN	G	A	G+A	Y	R	W-L-T	
1993	1/1	43	0	0	0	0	0	0-0-1	

JACKSON, Azriel

Forward / Ht.: 5-9 / Wt.: 160 / Born: Oct. 25, 2001									
	GP/GS	MIN	G	A	G+A	Y	R	W-L-T	
2024	1/0	1	0	0	0	0	0	0-1-0	

JAGUANDE, CARLOS

Midfielder / Ht.: 5-9 / Born: Dec. 23, 1969									
	GP/GS	MIN	G	A	G+A	Y	R	W-L-T	
1992	2/0	55	0	0	0	0	0	0-1-1	

JAQUA, NATE

Forward / Ht.: 6-3 / Wt.: 180 / Born: Oct. 28, 1981									
	GP/GS	MIN	G	A	G+A	Y	R	W-L-T	
2006	1/0	23	0	0	0	0	0	1-0-0	
2007	1/1	45	0	0	0	0	0	1-0-0	
2008	1/0	1	0	0	0	0	0	0-1-0	
3-Year Totals	3/1	69	0	0	0	0	0	2-1-0	

JOHANSSON, ARON

Forward / Ht.: 6-0 / Wt.: 165 / Born: Nov. 10, 1990									
	GP/GS	MIN	G	A	G+A	Y	R	W-L-T	
2013	6/2	212	1	0	1	0	0	3-2-1	
2014	3/0	122	1	0	1	0	0	2-1-0	
2015	10/7	621	2	1	3	0	0	5-3-2	
3-Year Totals	19/9	955	4	1	5	0	0	10-6-3	

JOHNSON, EDDIE

Forward / Ht.: 6-0 / Wt.: 180 / Born: March 31, 1984									
	GP/GS	MIN	G	A	G+A	Y	R	W-L-T	
2004	3/1	132	5	0	15	0	0	2-0-1	
2005	6/5	461	3	1	4	0	0	4-1-1	
2006	11/4	642	1	1	2	0	0	5-4-2	
2007	11/8	654	2	0	2	0	0	6-4-1	
2008	6/4	375	1	0	1	0	0	3-2-1	
2009	2/0	74	0	0	0	0	0	0-2-0	
2010	3/1	104	0	0	0	0	0	0-2-1	
2012	2/2	179	2	1	3	0	0	2-0-0	
2013	17/9	920	5	1	6	2	0	10-4-3	
2014	2/0	56	0	0	0	0	0	1-0-1	
10-Year Totals	63/34	3597	19	4	23	2	0	33-19-11	

JOHNSON, FABIAN

Midfielder / Ht.: 6-0 / Wt.: 155 / Born: Dec. 11, 1987									
	GP/GS	MIN	G	A	G+A	Y	R	W-L-T	
2011	2/1	80	0	0	0	0	0	1-1-0	
2012	8/8	680	0	2	2	1	0	4-2-2	
2013	8/8	584	0	3	3	0	0	6-2-0	
2014	11/11	878	1	1	2	1	0	5-5-1	
2015	13/12	970	1	2	3	1	0	7-3-3	
2016	12/11	999	0	2	2	1	0	8-4-0	
2017	3/3	227	0	1	1	0	0	1-1-1	
7-Year Totals	57/54	4418	2	11	13	4	0	32-18-7	

JONAS, MARK

Midfielder / Ht.: 5-8 / Born: Oct. 17, 1974									
	GP/GS	MIN	G	A	G+A	Y	R	W-L-T	
1991	1/0	45	0	0	0	0	0	1-0-0	

JONES, COBI

Midfielder / Ht.: 5-7 / Wt.: 145 / Born: June 16, 1970									
	GP/GS	MIN	G	A	G+A	Y	R	W-L-T	
1992	3/1	133	1	2	3	0	0	2-0-1	
1993	30/16	1824	2	5	7	0	0	8-12-10	
1994	23/19	1695	2	0	2	0	0	6-8-9	
1995	12/6	759	1	4	5	1	0	4-5-3	
1996	14/12	1073	2	0	2	0	0	10-3-1	
1997	14/10	907	0	1	1	3	0	4-5-5	
1998	15/14	1216	0	0	0	0	0	5-6-4	
1999	8/7	643	0	0	0	0	0	4-3-1	
2000	16/12	1073	6	9	15	0	0	8-2-6	
2001	10/5	573	0	0	0	0	1	3-6-1	
2002	14/7	768	0	1	1	0	0	9-4-1	
2003	1/0	11	0	0	0	0	0	0-0-1	
2004	4/0	78	1	0	1	0	0	2-0-2	
13-Year Totals	164/109	10752	15	22	37	4	1	65-54-45	

JONES, DEJUAN

Midfielder / Ht.: 5-8 / Born: Oct. 17, 1974									
	GP/GS	MIN	G	A	G+A	Y	R	W-L-T	
2023	7/5	536	0	3	3	0	0	3-1-3	
2024	1/1	90	0	0	0	0	0	0-1-0	
2-Year Totals	8/6	626	0	3	3	0	0	3-2-3	

JONES, JERMAINE

Midfielder / Ht.: 5-11 / Wt.: 165 / Born: June 24, 1997									
	GP/GS	MIN	G	A	G+A	Y	R	W-L-T	
2010	2/2	180	0	1	1	1	0	0-0-2	
2011	12/9	704	1	0	1	3	0	5-5-2	
2012	12/11	1004	1	3	4	7	0	7-2-3	
2013	12/12	931	0	1	1	2	0	7-4-1	
2014	10/10	875	1	1	2	2	0	4-4-2	
2015	8/8	669	0	1	1	3	0	3-4-1	
2016	11/11	867	1	1	2	3	1	7-4-0	
2017	2/2	120	0	0	0	0	0	0-0-2	
8-Year Totals	69/65	5350	4	8	12	21	1	33-23-13	

ALL-TIME PLAYER REGISTER

JOSEPH, MILES

Midfielder / Ht.: 5-9 / Wt.: 165 / Born: May 2, 1974

	GP/GS	MIN	G	A	G+A	Y	R	W-L-T
1996	2/0	12	0	0	0	1	0	1-0-1
1997	1/1	45	0	0	0	0	0	0-1-0
2-Year Totals	3/1	57	0	0	0	1	0	1-1-1

KAMUNGO, Bernard

Forward / Ht.: 5-9 / Wt.: 150 / Born: Jan. 1, 2002

	GP/GS	MIN	G	A	G+A	Y	R	W-L-T
2024	1/1	61	0	0	0	0	0	0-1-0

KERR, JOHN Jr.

Forward / Ht.: 5-9 / Wt.: 160 / Born: March 6, 1965

	GP/GS	MIN	G	A	G+A	Y	R	W-L-T
1984	2/0	30	0	0	0	0	0	0-0-2
1985	7/4	405	1	0	1	0	0	1-3-3
1988	1/1	90	0	0	0	0	0	0-1-0
1994	1/1	90	0	0	0	0	0	0-1-0
1995	5/3	320	1	1	2	0	0	1-3-1
5-Year Totals	16/9	935	2	1	3	0	0	2-8-6

KESSLER, HENRY

Defender / Ht.: 6-4 / Wt.: 185 / Born: June 25, 1998

	GP/GS	MIN	G	A	Pts	Y	R	W-L-T
2021	2/1	91	0	0	0	0	0	2-0-0

KIESEWETTER, JEROME

Forward / Ht.: 6-0 / Wt.: 175 / Born: Feb. 9, 1993

	GP/GS	MIN	G	A	G+A	Y	R	W-L-T
2016	2/0	44	0	0	0	0	0	2-0-0

KINNEAR, DOMINIC

Midfielder / Ht.: 5-11 / Wt.: 150 / Born: July 26, 1967

	GP/GS	MIN	G	A	G+A	Y	R	W-L-T
1990	3/3	254	0	0	0	0	0	0-1-2
1991	11/4	547	1	0	1	0	0	3-4-4
1992	11/7	676	1	2	3	1	0	3-6-2
1993	21/13	1148	7	1	8	2	0	7-6-8
1994	9/5	482	0	0	0	0	0	4-2-3
5-Year Totals	55/32	3107	9	3	12	3	0	17-19-19

KIROVSKI, JOVAN

Forward / Ht.: 6-1 / Wt.: 170 / Born: March 18, 1976

	GP/GS	MIN	G	A	G+A	Y	R	W-L-T
1994	4/3	208	2	0	2	0	0	1-2-1
1995	7/2	286	0	0	0	0	0	1-4-2
1996	7/2	237	1	0	1	0	0	5-1-1
1997	6/4	374	1	0	1	1	0	1-3-2
1998	1/1	63	0	0	0	0	0	0-1-0
1999	11/10	888	2	1	3	0	0	6-4-1
2000	9/7	545	1	0	1	0	0	5-0-4
2001	7/6	498	0	0	0	1	0	1-3-3
2002	2/1	70	0	0	0	0	0	0-2-0
2003	5/5	368	2	0	2	1	0	3-1-1
2004	3/0	82	0	0	0	0	0	2-0-1
11-Year Totals	62/41	3619	9	1	10	3	0	25-21-16

KITCHEN, PERRY

Midfielder / Ht.: 6-0 / Wt.: 160 / Born: Feb. 29, 1992

	GP/GS	MIN	G	A	G+A	Y	R	W-L-T
2015	2/0	45	0	0	0	0	0	2-0-0
2016	3/2	110	0	0	0	0	0	2-0-1
2-Year Totals	5/2	155	0	0	0	0	0	4-0-1

KLEIN, CHRIS

Midfielder / Ht.: 6-1 / Wt.: 180 / Born: Jan. 4, 1976

	GP/GS	MIN	G	A	G+A	Y	R	W-L-T
2000	2/2	180	0	0	0	0	0	2-0-0
2001	4/0	57	0	0	0	0	0	1-3-0
2002	1/1	90	0	1	1	0	0	1-0-0
2003	7/6	362	3	0	3	0	0	4-2-1
2004	2/1	102	0	0	0	0	0	1-0-1
2006	6/2	301	2	2	4	1	0	4-1-1
6-Year Totals	22/12	1092	5	3	8	1	0	13-6-3

KLJESTAN, SACHA

Midfielder / Ht.: 6-1 / Wt.: 170 / Born: Sept. 9, 1985

	GP/GS	MIN	G	A	G+A	Y	R	W-L-T
2007	4/3	261	0	1	1	1	0	2-2-0
2008	8/5	483	0	2	2	1	0	6-1-1
2009	9/4	383	3	0	3	1	1	3-5-1
2010	4/2	241	1	0	1	0	0	1-3-0
2011	9/3	324	0	0	0	1	0	4-5-0
2012	4/0	78	0	0	0	1	0	3-0-1
2013	7/3	317	0	0	0	1	0	3-3-1
2014	1/1	63	0	0	0	0	0	0-1-0
2016	5/3	271	2	2	4	0	0	3-1-1
2017	1/1	77	0	0	0	1	0	0-0-1
10-Year Totals	52/25	2498	6	5	11	7	1	25-21-6

KLOPAS, FRANK

Forward / Ht.: 5-9 / Wt.: 155 / Born: Sept. 1, 1966

	GP/GS	MIN	G	A	G+A	Y	R	W-L-T
1988	6/5	470	2	0	2	0	0	1-4-1
1989	5/2	198	0	0	0	0	0	1-1-3
1990	1/0	37	0	0	0	0	0	0-1-0
1991	1/1	90	1	0	1	0	0	0-0-1
1993	1/1	90	0	0	0	0	0	0-1-0
1994	15/12	856	8	0	8	5	0	5-6-4
1995	10/7	468	1	0	1	3	0	3-5-2
7-Year Totals	39/28	2209	12	0	12	8	0	10-18-11

KMOSKO, MATT

Defender / Ht.: 6-1 / Wt.: 173 / Born: Jan. 8, 1972

	GP/GS	MIN	G	A	G+A	Y	R	W-L-T
1992	3/2	198	0	0	0	0	0	1-1-1

KOOIMAN, CLE

Defender / Ht.: 6-0 / Wt.: 190 / Born: July 4, 1963

	GP/GS	MIN	G	A	Pts	Y	R	W-L-T
1993	10/10	913	1	0	2	2	0	4-3-3
1994	2/2	180	0	0	0	1	0	1-0-1
2-Year Totals	12/12	1093	1	0	2	3	0	5-3-4

KOTSCHAU, RITCHIE

Defender / Ht.: 5-10 / Wt.: 175 / Born: Nov. 22, 1975

	GP/GS	MIN	G	A	G+A	Y	R	W-L-T
2005	1/1	90	0	0	0	1	0	1-0-0

KREIS, JASON

Forward / Ht.: 5-10 / Wt.: 155 / Born: Dec. 29, 1972

	GP/GS	MIN	G	A	G+A	Y	R	W-L-T
1996	2/2	135	0	0	0	0	0	1-0-1
1997	5/2	235	0	0	0	0	0	0-4-1
1999	2/1	76	1	0	1	0	0	0-1-1
2000	5/2	180	0	0	0	1	0	1-2-2
4-Year Totals	14/7	626	1	0	1	1	0	2-7-5

KRUMPE, PAUL

Defender / Ht.: 5-11 / Wt.: 155 / Born: March 4, 1963

	GP/GS	MIN	G	A	G+A	Y	R	W-L-T
1986	2/2	180	0	0	0	0	0	0-0-2
1988	4/4	360	1	1	2	2	0	1-2-1
1989	2/2	152	0	1	1	0	0	2-0-0
1990	13/8	806	0	1	0	2	0	6-5-2
1991	3/3	255	0	0	0	0	0	1-1-1
5-Year Totals	24/19	1753	1	2	3	4	0	10-8-6

ALL-TIME PLAYER REGISTER

LAGOS, MANNY

Midfielder / Ht.: 6-0 / Wt.: 165 / Born: June 1, 1971

	GP/GS	MIN	G	A	G+A	Y	R	W-L-T
2001	1/1	90	0	0	0	0	0	0-1-0
2002	1/1	64	0	0	0	0	0	1-0-0
2003	1/0	7	0	0	0	0	0	1-0-0
3-Year Totals	3/2	161	0	0	0	0	0	2-1-0

LALAS, ALEXI

Defender / Ht.: 6-3 / Wt.: 195 / Born: June 1, 1970

	GP/GS	MIN	G	A	G+A	Y	R	W-L-T
1991	2/2	180	0	2	2	0	0	1-0-1
1993	25/19	1857	4	3	7	3	0	10-9-6
1994	22/22	1929	1	1	2	4	1	5-7-10
1995	12/11	1028	2	0	2	2	0	5-4-3
1996	14/14	1260	0	4	4	7	0	10-3-1
1997	14/13	1196	2	0	2	3	1	3-5-6
1998	7/6	540	0	1	1	2	0	2-3-2
7-Year Totals	96/87	7990	9	11	20	21	2	36-31-29

LAPPER, MIKE

Defender / Ht.: 6-0 / Wt.: 172 / Born: Sept. 28, 1970

	GP/GS	MIN	G	A	G+A	Y	R	W-L-T
1992	4/4	360	0	0	0	0	0	2-1-1
1993	25/25	2205	0	1	1	1	0	6-12-7
1994	10/8	693	1	1	2	1	1	3-3-4
1995	4/4	315	0	0	0	1	0	0-4-0
4-Year Totals	43/41	3573	1	2	3	3	1	11-20-12

LARENTOWICZ, JEFF

Midfielder / Ht.: 6-1 / Wt.: 175 / Born: Aug. 5, 1983

	GP/GS	MIN	G	A	G+A	Y	R	W-L-T
2011	2/1	104	0	0	0	0	0	0-1-1
2012	2/1	85	0	0	0	0	0	2-0-0
2-Year Totals	4/2	189	0	0	0	0	0	2-1-1

LASSITER, ROY

Forward / Ht.: 5-10 / Wt.: 160 / Born: March 9, 1969

	GP/GS	MIN	G	A	G+A	Y	R	W-L-T
1992	1/0	29	0	0	0	0	0	0-1-0
1995	2/0	90	1	1	2	0	0	1-1-0
1996	7/1	231	1	0	1	2	0	5-2-0
1997	11/5	569	2	0	2	0	0	2-6-3
1998	4/2	199	0	0	0	1	0	1-2-1
1999	4/1	84	0	0	0	0	0	3-0-1
2000	1/0	34	0	0	0	0	0	1-0-0
7-Year Totals	30/9	1236	4	1	5	3	0	13-12-5

LEDEZMA, RICHY

Midfielder / Ht.: 5-6 / Wt.: 140 / Born: Sept. 6, 2000

	GP/GS	MIN	G	A	G+A	Y	R	W-L-T
2020	1/0	22	0	2	2	0	0	1-0-0

LENNON, BROOKS

Defender / Ht.: 5-10 / Wt.: 166 / Born: Sept. 22, 1997

	GP/GS	MIN	G	A	G+A	Y	R	W-L-T
2021	1/1	63	0	0	0	0	0	1-0-0

LEONETTI, JOEY

Forward / Ht.: 5-9 / Wt.: 160 / Born: May 25, 1970

	GP/GS	MIN	G	A	G+A	Y	R	W-L-T
1992	1/0	29	0	0	0	0	0	1-0-0
1996	1/0	45	0	0	0	0	0	0-1-0
2-Year Totals	2/0	74	0	0	0	0	0	1-1-0

LEWIS, EDDIE

Midfielder / Ht.: 5-10 / Wt.: 160 / Born: May 17, 1974

	GP/GS	MIN	G	A	G+A	Y	R	W-L-T
1996	1/1	90	0	0	0	0	0	0-1-0
1998	1/1	73	0	0	0	0	0	0-0-1
1999	12/10	861	1	4	5	1	0	7-3-2
2000	13/11	971	1	3	4	2	1	7-2-4
2001	2/1	99	0	0	0	0	0	1-0-1
2002	14/8	824	1	3	4	3	0	7-5-2
2003	11/8	736	2	5	7	1	0	7-3-1
2004	7/2	245	1	2	3	1	0	4-1-2
2005	6/6	526	2	0	2	1	0	4-2-0
2006	5/4	351	0	0	0	1	0	3-2-0
2007	1/1	84	0	0	0	0	0	1-0-0
2008	9/3	335	2	0	2	0	0	5-2-2
12-Year Totals	82/56	5195	10	17	27	10	1	46-21-15

LEWIS, JONATHAN

Forward / Ht.: 5-7 / Wt.: 150 / Born: June 4, 1997

	GP/GS	MIN	G	A	G+A	Y	R	W-L-T
2019	5/1	128	0	2	2	0	0	4-0-1
2020	1/0	17	0	0	0	0	0	1-0-0
2021	2/2	180	2	0	2	0	0	2-0-0
3-Year Totals	8/3	325	2	2	4	0	0	7-0-1

LICHAJ, ERIC

Defender / Ht.: 5-11 / Wt.: 160 / Born: Nov. 17, 1988

	GP/GS	MIN	G	A	G+A	Y	R	W-L-T
2010	2/1	135	0	0	0	1	0	1-0-1
2011	6/5	480	0	0	0	0	0	3-3-0
2013	2/0	27	0	0	0	0	0	0-1-1
2016	1/0	27	0	0	0	0	0	1-0-0
2017	3/3	239	1	1	2	0	0	2-0-1
2018	2/2	130	0	0	0	0	0	2-0-0
6-Year Totals	16/11	1038	1	1	2	1	0	9-4-3

LIGEON, MAURICE

Midfielder / Born: Sept. 1, 1977

	GP/GS	MIN	G	A	G+A	Y	R	W-L-T
1994	1/0	18	0	0	0	0	0	0-1-0

LIMA, NICK

Defender / Ht.: 5-9 / Wt.: 175 / Born: Nov. 17, 1994

	GP/GS	MIN	G	A	G+A	Y	R	W-L-T
2019	9/6	596	0	3	3	0	0	5-3-1

LLAMOSA, CARLOS

Defender / Ht.: 5-11 / Wt.: 166 / Born: June 30, 1969

	GP/GS	MIN	G	A	G+A	Y	R	W-L-T
1998	1/1	89	0	0	0	0	1	0-0-1
1999	4/4	338	0	0	0	0	0	3-1-0
2000	9/8	714	0	1	1	1	0	6-0-3
2001	10/9	821	0	0	0	2	0	4-5-1
2002	5/1	191	0	1	1	0	0	5-0-0
5-Year Totals	29/23	2153	0	2	2	3	1	18-6-5

LLANEZ, ULYSSES

Forward / Ht.: 5-9 / Wt.: 150 / Born: April 2, 2001

	GP/GS	MIN	G	A	G+A	Y	R	W-L-T
2020	3/2	154	1	0	1	0	0	2-0-1

LLLETGET, SEBASTIAN

Midfielder / Ht.: 5-10 / Wt.: 165 / Born: Sept. 3, 1992

	GP/GS	MIN	G	A	G+A	Y	R	W-L-T
2017	3/2	153	1	0	1	0	0	2-0-1
2018	2/0	21	0	0	0	0	0	0-2-0
2019	8/2	333	1	1	2	0	0	5-1-2
2020	4/3	259	2	1	3	0	0	3-0-1
2021	16/12	1114	4	1	5	0	0	12-2-2
5-Year Totals	33/19	1880	8	3	11	0	0	22-5-6

LONG, AARON

Defender / Ht.: 6-2 / Wt.: 170 / Born: Oct. 12, 1992

	GP/GS	MIN	G	A	G+A	Y	R	W-L-T
2018	2/2	180	0	0	0	0	0	0-1-1
2019	14/14	1190	3	1	4	1	0	9-4-1
2020	2/2	146	0	0	0	0	0	2-0-0
2021	3/3	198	0	1	1	0	0	3-0-0
2022	8/6	409	0	0	0	2	0	3-1-4
2023	6/4	335	0	0	0	0	0	0-1-5
6-Year Totals	35/31	2458	3	2	5	3	0	17-7-11

LOVITZ, DANIEL

Defender / Ht.: 5-10 / Wt.: 165 / Born: Aug. 27, 1991

	GP/GS	MIN	G	A	G+A	Y	R	W-L-T
2019	13/6	648	0	0	0	1	0	6-5-2

LOYD, ZACH

Defender / Ht.: 5-10 / Wt.: 170 / Born: July 18, 1987

	GP/GS	MIN	G	A	Pts	Y	R	W-L-T
2011	1/1	73	0	0	0	1	0	0-0-1
2012	2/1	59	0	0	0	1	0	2-0-0
2-Year Totals	3/2	132	0	0	0	2	0	2-0-1

LOZZANO, LAWRENCE

Defender / Ht.: 6-1 / Wt.: 185 / Born: July 25, 1970

	GP/GS	MIN	G	A	G+A	Y	R	W-L-T
1994	4/3	275	0	0	0	0	0	1-2-1
1995	2/1	50	0	0	0	0	0	0-1-1
1996	1/1	90	0	0	0	1	0	0-1-0
3-Year Totals	7/5	415	0	0	0	1	0	1-4-2

LUNA, DIEGO

Defender / Ht.: 6-0 / Wt.: 185 / Born: May 14, 2002

Forward / Ht.: 5-8 / Wt.: 180 / Born: Sept. 7, 2003

	GP/GS	MIN	G	A	G+A	Y	R	W-L-T
2024	1/1	77	0	0	0	0	0	0-1-0

LUND, KRISTOFFER

Defender / Ht.: 6-0 / Wt.: 185 / Born: May 14, 2002

	GP/GS	MIN	G	A	Pts	Y	R	W-L-T
2023	3/2	189	0	0	0	0	0	3-0-0
2024	4/2	224	0	0	0	0	0	1-2-1
2-Year Totals	7/4	413	0	0	0	0	0	4-2-1

MAISONNEUVE, BRIAN

Midfielder / Ht.: 5-11 / Wt.: 170 / Born: June 28, 1973

	GP/GS	MIN	G	A	G+A	Y	R	W-L-T
1997	3/1	141	0	0	0	0	0	1-1-1
1998	7/5	449	0	1	1	0	0	2-3-2
2002	3/1	95	0	0	0	0	0	3-0-0
3-Year Totals	13/7	685	0	1	1	0	0	6-4-3

MALONEY, LENNARD

Midfielder / Ht.: 6-2 / Wt.: 195 / Born: Oct. 8, 1999

	GP/GS	MIN	G	A	G+A	Y	R	W-L-T
2023	2/0	26	0	0	0	0	0	1-1-0

MAPP, JUSTIN

Midfielder / Ht.: 5-10 / Wt.: 140 / Born: Oct. 18, 1984

	GP/GS	MIN	G	A	G+A	Y	R	W-L-T
2005	1/1	58	0	0	0	0	0	1-0-0
2007	7/4	405	0	2	2	1	0	3-3-1
2-Year Totals	8/5	463	0	2	2	1	0	4-3-1

MARSCH, JESSE

Defender / Ht.: 5-11 / Wt.: 170 / Born: Nov. 8, 1973

	GP/GS	MIN	G	A	G+A	Y	R	W-L-T
2001	1/0	8	0	0	0	0	0	0-0-1
2007	1/0	10	0	0	0	0	0	1-0-0
2-Year Totals	2/0	18	0	0	0	0	0	1-0-1

MARSHALL, CHAD

Defender / Ht.: 6-4 / Wt.: 190 / Born: Aug. 22, 1984

	GP/GS	MIN	G	A	G+A	Y	R	W-L-T
2005	4/4	360	1	0	1	1	0	3-0-1
2009	6/6	570	0	0	0	0	0	5-1-0
2010	1/1	61	0	0	0	0	0	0-1-0
2017	1/1	90	0	0	0	0	0	0-0-1
4-Year Totals	12/12	1081	1	0	1	1	0	8-2-2

MARTIN, TIM

Defender / Ht.: 5-11 / Wt.: 165 / Born: April 12, 1967

	GP/GS	MIN	G	A	G+A	Y	R	W-L-T
1993	1/0	45	0	0	0	0	0	1-0-0
1996	1/1	90	0	0	0	0	0	0-1-0
2-Year Totals	2/1	135	0	0	0	0	0	1-1-0

MARTINO, KYLE

Midfielder / Ht.: 5-10 / Wt.: 144 / Born: Feb. 19, 1981

	GP/GS	MIN	G	A	G+A	Y	R	W-L-T
2002	1/0	14	0	0	0	0	0	1-0-0
2003	2/1	78	0	0	0	0	0	1-0-1
2005	4/1	117	1	0	1	0	0	3-1-0
2006	1/0	10	0	0	0	0	0	1-0-0
4-Year Totals	8/2	219	1	0	1	0	0	6-1-1

MASON, MICHAEL

Midfielder / Ht.: 5-8 / Wt.: 165 / Born: June 28, 1971

	GP/GS	MIN	G	A	G+A	Y	R	W-L-T
1997	5/1	138	0	1	1	0	0	2-0-3

MASTERS, MIKE

Forward / Ht.: 6-3 / Wt.: 205 / Born: April 26, 1967

	GP/GS	MIN	G	A	G+A	Y	R	W-L-T
1992	1/0	31	0	0	0	0	0	0-0-1

MASTROENI, PABLO

Defender / Ht.: 5-10 / Wt.: 170 / Born: Aug. 29, 1976

	GP/GS	MIN	G	A	G+A	Y	R	W-L-T
2001	2/1	113	0	0	0	0	0	0-1-1
2002	12/11	1033	0	0	0	2	0	10-1-1
2003	11/9	719	0	0	0	2	0	7-3-1
2004	7/5	460	0	1	1	1	0	5-0-2
2005	11/10	831	0	0	0	4	0	8-2-1
2006	7/5	446	0	0	0	1	2	2-3-2
2007	7/7	535	0	0	0	3	0	6-1-0
2008	5/4	269	0	1	1	4	1	3-1-1
2009	3/3	198	0	0	0	0	0	2-1-0
9-Year Totals	65/55	4604	0	2	2	16	2	43-13-9

MATHIS, CLINT

Midfielder/Forward / Ht.: 5-10 / Wt.: 170 / Born: Nov. 25, 1976

	GP/GS	MIN	G	A	G+A	Y	R	W-L-T
1998	1/1	69	0	0	0	1	0	0-0-1
1999	2/0	32	0	0	0	0	0	1-1-0
2000	2/2	166	1	2	3	0	0	2-0-0
2001	6/5	440	2	3	5	3	0	4-2-0
2002	15/10	901	7	3	10	3	1	8-5-2
2003	12/7	740	1	0	1	0	0	6-4-2
2004	6/3	261	0	0	0	0	0	3-1-2
2005	2/2	131	1	1	2	1	0	2-0-0
8-Year Totals	46/30	2740	12	9	21	8	1	26-13-7

ALL-TIME PLAYER REGISTER

McBRIDE, BRIAN

Forward / Ht.: 6-1 / Wt.: 170 / Born: June 19, 1972

	GP/GS	MIN	G	A	G+A Y	R	W-L-T
1993	1/0	27	0	0	0	0	0-1-0
1996	7/2	281	2	1	3	0	4-1-2
1997	7/6	543	2	0	2	0	1-4-2
1998	9/4	448	2	0	2	0	3-4-2
1999	11/10	856	3	2	5	1	6-3-2
2000	10/9	765	4	1	6	1	5-1-4
2001	5/4	238	1	0	1	1	2-2-1
2002	15/15	1184	6	3	9	0	9-4-2
2003	7/6	411	3	2	5	0	5-1-1
2004	11/9	752	3	0	3	0	6-1-4
2005	7/6	530	3	1	4	0	5-2-0
2006	5/5	430	1	0	1	0	1-3-1
12-Year Totals	95/76	6465	30	10	40	3	47-27-21

McCARTY, CHAD

Defender / Ht.: 5-11 / Wt.: 175 / Born: Oct. 5, 1977

	GP/GS	MIN	G	A	G+A Y	R	W-L-T
1999	1/0	22	0	0	0	0	0-0-1

McCARTY, DAX

Midfielder / Ht.: 5-9 / Wt.: 150 / Born: April 30, 1987

	GP/GS	MIN	G	A	G+A Y	R	W-L-T
2009	2/0	28	0	0	0	0	0-2-0
2010	2/0	24	0	0	0	0	1-1-0
2011	1/1	90	0	0	0	0	0-0-1
2017	8/4	376	0	0	0	0	7-0-1
4-Year Totals	13/5	518	0	0	0	0	8-3-2

McGLYNN, JACK

Midfielder / Ht.: 6-0 / Wt.: 160 / Born: July 7, 2003

	GP/GS	MIN	G	A	G+A Y	R	W-L-T
2024	1/0	29	0	0	0	0	0-1-0

McGUIRE, DUNCAN

Midfielder / Ht.: 6-1 / Wt.: 190 / Born: Feb. 5, 2001

	GP/GS	MIN	G	A	G+A Y	R	W-L-T
2024	1/0	28	0	0	0	0	0-1-0

McKENNIE, WESTON

Midfielder / Ht.: 6-1 / Wt.: 185 / Aug. 28, 1998

	GP/GS	MIN	G	A	G+A Y	R	W-L-T
2017	1/1	84	1	0	1	0	0-0-1
2018	6/6	460	0	0	0	2	2-3-1
2019	12/12	948	5	3	8	3	8-4-0
2020	2/2	180	0	0	0	1	1-0-1
2021	7/7	660	2	0	2	2	5-1-1
2022	13/11	834	1	0	1	1	5-3-5
2023	8/7	598	2	2	4	0	7-1-0
2024	9/9	770	0	2	2	3	5-3-1
8-Year Totals	58/55	4534	11	9	20	12	33-15-10

McKENZIE, MARK

Defender / Ht.: 6-0 / Wt.: 185 / Born: Feb. 25, 1999

	GP/GS	MIN	G	A	G+A Y	R	W-L-T
2020	2/1	117	0	0	0	0	1-0-1
2021	6/6	525	0	1	1	3	4-2-0
2022	2/0	76	0	0	0	0	0-1-1
2023	3/1	135	0	0	0	0	3-0-0
2024	4/4	360	0	0	0	0	3-0-1
4-Year Totals	16/12	1213	0	1	1	3	11-3-3

McKEON, MATT

Defender / Ht.: 6-2 / Wt.: 190 / Born: Sept. 24, 1974

	GP/GS	MIN	G	A	G+A Y	R	W-L-T
1999	2/2	153	0	0	0	2	2-0-0

MAZGA, MATT

Defender / Ht.: 6-4 / Wt.: 190 / July 19, 1995

	GP/GS	MIN	G	A	G+A Y	R	W-L-T
2015	1/0	26	0	0	0	0	1-0-0
2016	1/0	45	0	0	0	0	1-0-0
2017	2/2	180	1	0	1	0	1-0-1
2018	7/7	597	0	1	1	1	2-4-1
2019	7/7	607	0	0	0	0	3-3-1
2020	2/2	170	0	1	1	1	1-0-1
2021	2/1	91	0	0	0	0	2-0-0
2023	6/2	339	0	0	0	0	2-0-4
7-Year Totals	28/21	2055	1	2	3	2	13-7-1

MICHALLIK, JANUSZ

Defender / Ht.: 5-11 / Wt.: 170 / Born: April 22, 1966

	GP/GS	MIN	G	A	G+A Y	R	W-L-T
1991	7/6	477	0	1	1	0	3-2-2
1992	16/11	966	0	2	2	0	5-8-3
1993	9/3	370	1	2	3	1	4-3-2
1994	12/7	607	0	1	1	1	3-5-4
4-Year Totals	44/27	2420	1	6	7	2	15-18-11

MIHAILOVIC, DJORDJE

Midfielder / Ht.: 5-10 / Wt.: 150 / Born: Nov. 19, 1998

	GP/GS	MIN	G	A	G+A Y	R	W-L-T
2019	5/4	321	1	0	1	0	4-1-0
2020	1/0	16	0	0	0	0	1-0-0
2023	5/4	377	2	2	4	0	2-0-3
3-Year Totals	11/8	714	3	2	5	0	7-1-3

MOOR, DREW

Defender / Ht.: 6-0 / Wt.: 170 / Born: Jan. 15, 1984

	GP/GS	MIN	G	A	G+A Y	R	W-L-T
2007	2/2	180	0	0	0	1	0-2-0
2008	3/3	270	0	1	1	1	2-0-1
2-Year Totals	5/5	450	0	1	1	2	2-2-1

MOORE, JOE-MAX

Midfielder / Ht.: 5-9 / Wt.: 150 / Born: Feb. 23, 1971

	GP/GS	MIN	G	A	G+A Y	R	W-L-T
1992	1/1	90	0	1	1	1	1-0-0
1993	23/12	1254	8	4	12	0	6-7-10
1994	11/7	484	1	1	2	1	4-3-4
1995	7/6	585	2	1	3	0	3-3-1
1996	11/9	762	4	0	4	1	8-2-1
1997	5/5	450	1	1	2	0	1-3-1
1998	13/11	985	1	2	3	2	5-4-4
1999	8/4	391	3	0	3	1	5-2-1
2000	4/4	351	2	2	4	0	3-0-1
2001	9/6	588	2	0	2	1	3-3-3
2002	8/2	324	0	2	2	0	3-5-0
11-Year Totals	100/67	6264	24	14	38	7	42-32-2

MOORE, SHAQ

Defender / Ht.: 5-11 / Wt.: 155 / Born: Nov. 2, 1996

	GP/GS	MIN	G	A	G+A Y	R	W-L-T
2018	5/3	243	0	0	0	2	1-3-1
2021	8/6	474	1	0	1	1	7-1-0
2022	4/1	139	0	0	0	0	2-1-1
2024	2/1	66	0	0	0	0	0-1-1
3-Year Totals	19/11	922	1	0	1	3	10-6-3

MORALES, ALFREDO

Defender / Ht.: 6-0 / Wt.: 163 / Born: May 12, 1990

	GP/GS	MIN	G	A	G+A Y	R	W-L-T
2013	1/0	16	0	0	0	0	0-0-1
2014	5/1	158	0	0	0	1	1-2-2
2015	6/3	280	0	0	0	0	3-1-2
2016	1/1	90	0	0	0	0	1-0-0
2019	3/1	131	0	0	0	1	2-1-0
5-Year Totals	16/6	675	0	0	0	2	7-4-4

ALL-TIME PLAYER REGISTER

MORRIS, AIDAN

Forward / Ht.: 5-9 / Wt.: 160 / Born: Nov. 16, 2001

	GP/GS	MIN	G	A	G+A	Y	R	W-L-T
2023	4/2	240	0	0	0	0	1	1-1-2
2024	5/4	377	0	1	1	1	1	1-3-1
2-Year Totals	9/6	617	0	1	1	2	0	2-4-3

MORRIS, JORDAN

Forward / Ht.: 5-11 / Wt.: 185 / Born: Oct. 26, 1994

	GP/GS	MIN	G	A	G+A	Y	R	W-L-T
2014	1/0	14	0	0	0	0	0	0-1-0
2015	6/1	147	1	1	2	0	0	4-1-1
2016	5/1	181	0	0	0	0	0	5-0-0
2017	12/5	559	4	1	5	0	0	7-1-4
2018	1/1	90	0	0	0	0	0	0-0-1
2019	14/9	747	5	6	11	0	0	8-4-2
2021	1/1	78	0	0	0	0	0	1-0-0
2022	11/2	251	1	0	1	0	0	4-4-3
2023	4/2	220	0	1	1	0	0	0-0-4
9-Year Totals	55/22	2242	11	9	20	0	0	29-11-15

MORROW, JUSTIN

Defender / Ht.: 5-9 / Wt.: 165 / Born: Oct. 4, 1987

	GP/GS	MIN	G	A	G+A	Y	R	W-L-T
2013	1/1	90	0	0	0	0	0	0-0-1
2017	2/2	180	0	0	0	0	1	2-0-0
2018	1/1	90	0	0	0	0	1	0-0-1
3-Year Totals	4/4	360	0	0	0	0	2	3-0-2

MUELLER, CHRIS

Forward / Ht.: 5-9 / Wt.: 160 / Born: Aug. 29, 1996

	GP/GS	MIN	G	A	G+A	Y	R	W-L-T
2020	1/1	90	2	1	3	0	0	1-0-0
2021	1/0	26	0	0	0	0	0	1-0-0
2-Year Totals	2/1	116	2	1	3	0	0	2-0-0

MULLAN, BRIAN

Midfielder / Ht.: 5-8 / Wt.: 150 / Born: April 23, 1978

	GP/GS	MIN	G	A	G+A	Y	R	W-L-T
2004	1/0	18	0	0	0	0	0	0-0-1
2005	1/1	90	0	0	0	0	0	1-0-0
2007	2/0	33	0	0	0	0	0	1-0-1
3-Year Totals	4/1	141	0	0	0	0	0	2-0-2

MULROONEY, RICHARD

Midfielder / Ht.: 5-9 / Wt.: 160 / Born: Nov. 3, 1976

	GP/GS	MIN	G	A	G+A	Y	R	W-L-T
2001	1/0	22	0	0	0	0	0	0-1-0
2002	3/3	270	0	0	0	0	0	3-0-0
2003	8/4	504	0	0	0	0	0	7-1-0
2004	2/1	87	0	0	0	0	0	0-0-2
4-Year Totals	14/8	883	0	0	0	0	0	10-2-2

MURRAY, BRUCE

Forward / Ht.: 6-1 / Wt.: 170 / Born: Jan. 25, 1966

	GP/GS	MIN	G	A	G+A	Y	R	W-L-T
1985	1/1	79	0	0	0	0	0	0-1-0
1986	1/1	90	1	0	1	0	0	0-0-1
1987	3/3	270	0	0	0	0	0	1-2-0
1988	8/5	506	0	2	2	0	0	1-4-3
1989	12/12	911	2	2	4	1	0	6-3-3
1990	20/16	1391	8	4	12	4	0	8-9-3
1991	16/15	1303	6	2	8	0	1	7-4-5
1992	12/12	817	2	1	3	2	0	4-5-3
1993	12/10	651	2	0	2	0	0	1-5-6
9-Year Totals	85/75	6017	21	11	32	7	1	28-33-24

MUSAH, YUNUS

Midfielder / Ht.: 5-10 / Wt.: 165 / Born: Nov. 29, 2002

	GP/GS	MIN	G	A	G+A	Y	R	W-L-T
2020	2/2	155	0	0	0	0	0	1-0-1
2021	9/8	571	0	2	2	0	0	6-2-1
2022	12/12	1000	0	0	0	0	0	4-3-5
2023	10/9	809	0	0	0	0	2	8-2-0
2024	12/9	707	1	1	2	0	0	6-4-2
5-Year Totals	45/40	3242	1	3	4	2	0	25-11-9

NAGBE, DARLINGTON

Midfielder / Ht.: 5-9 / Wt.: 165 / Born: July 19, 1990

	GP/GS	MIN	G	A	G+A	Y	R	W-L-T
2015	2/0	48	0	0	0	0	0	1-0-1
2016	8/0	222	1	1	2	1	0	4-4-0
2017	14/11	1051	0	0	0	0	1	7-2-5
2018	1/1	89	0	0	0	0	0	1-0-0
4-Year Totals	25/12	1410	1	1	2	2	0	13-6-6

NAMOFF, BRYAN

Defender / Ht.: 5-10 / Wt.: 168 / Born: May 28, 1979

	GP/GS	MIN	G	A	G+A	Y	R	W-L-T
2007	1/0	27	0	0	0	0	0	1-0-0

NEAL, JALEN

Defender / Ht.: 6-1 / Wt.: 165 / Born: Aug. 24, 2003

	GP/GS	MIN	G	A	G+A	Y	R	W-L-T
2023	6/4	408	0	0	0	0	1	2-1-3

NGUYEN, LEE

Midfielder / Ht.: 5-8 / Wt.: 149 / Born: Oct. 7, 1986

	GP/GS	MIN	G	A	G+A	Y	R	W-L-T
2007	3/0	38	0	0	0	0	0	1-2-0
2014	1/0	12	0	0	0	0	0	0-1-0
2015	3/0	74	0	0	0	0	1	1-2-0
2016	2/2	151	0	0	0	0	0	2-0-0
4-Year Totals	9/2	275	0	0	0	0	0	4-5-0

NOONAN, PAT

Forward / Ht.: 6-0 / Wt.: 170 / Born: Aug. 2, 1980

	GP/GS	MIN	G	A	G+A	Y	R	W-L-T
2004	1/0	15	0	0	0	0	0	0-0-1
2005	9/5	448	1	0	1	1	0	7-1-1
2006	3/3	231	0	1	1	0	0	2-0-1
2008	1/1	63	0	1	1	0	0	1-0-0
4-Year Totals	14/9	757	1	2	3	1	0	10-1-3

NOVAKOVICH, ANDRIJA

Forward / Ht.: 6-4 / Wt.: 180 / Born: Sept. 21, 1996

	GP/GS	MIN	G	A	G+A	Y	R	W-L-T
2018	3/0	52	0	0	0	0	0	2-1-0

O'BRIEN, JOHN

Midfielder / Ht.: 5-8 / Wt.: 145 / Born: Aug. 29, 1977

	GP/GS	MIN	G	A	G+A	Y	R	W-L-T
1998	1/0	10	0	0	0	0	0	1-0-0
2000	5/4	349	1	1	2	0	0	3-0-2
2001	5/3	293	0	0	0	0	0	2-0-3
2002	9/9	720	1	2	3	0	0	3-5-1
2003	1/1	90	0	1	1	0	0	1-0-0
2005	7/6	484	1	0	1	0	0	5-0-2
2006	4/2	179	0	0	0	0	0	1-2-1
7-Year Totals	32/25	2125	3	4	7	0	0	16-7-9

OLOSUNDE, MATT

Defender / Ht.: 6-1 / Wt.: 160 / Born: March 7, 1998

	GP/GS	MIN	G	A	G+A	Y	R	W-L-T
2018	1/0	16	0	0	0	0	0	1-0-0

ALL-TIME PLAYER REGISTER

OLSEN, BEN

Midfielder / Ht.: 5-8 / Wt.: 140 / Born: May 3, 1977

	GP/GS	MIN	G	A	G+A-Y	R	W-L-T
1998	1/0	17	0	0	0	0	0-0-1
1999	7/5	438	2	1	3	1	5-1-1
2000	10/3	424	1	0	1	2	5-0-5
2001	1/1	85	0	0	0	0	1-0-0
2002	1/1	76	1	0	1	0	1-0-0
2003	2/1	90	0	0	0	1	1-1-0
2005	5/2	250	0	0	0	1	2-0-3
2006	8/4	393	2	0	2	2	4-2-2
2007	2/2	133	0	0	0	0	0-2-0
9-Year Totals	37/19	1906	6	1	7	6	19-6-12

ONYEWU, OGUCHI

Defender / Ht.: 6-4 / Wt.: 210 / Born: May 13, 1982

	GP/GS	MIN	G	A	G+A-Y	R	W-L-T
2004	2/1	79	0	0	0	2	1-0-1
2005	9/9	840	1	1	2	2	6-2-1
2006	6/6	524	0	0	0	1	2-3-1
2007	11/11	931	1	0	1	5	9-2-0
2008	10/10	844	3	1	4	2	6-2-2
2009	13/13	1170	0	0	0	2	7-5-1
2010	7/5	444	1	0	1	0	2-1-4
2011	4/3	270	0	0	0	0	1-2-1
2012	4/1	178	0	0	0	0	2-1-1
2013	2/2	180	0	0	0	0	2-0-0
2014	1/1	90	0	0	0	0	0-1-0
11-Year Totals	69/62	5550	6	2	8	14	38-19-12

OPARA, IKE

Defender / Ht.: 6-2 / Wt.: 170 / Born: Feb. 21, 1989

	GP/GS	MIN	G	A	G+A-Y	R	W-L-T
2018	1/1	90	0	0	0	0	0-0-1

OROZCO, MICHAEL

Defender / Ht.: 5-11 / Wt.: 160 / Born: Feb. 7, 1986

	GP/GS	MIN	G	A	G+A-Y	R	W-L-T
2008	1/1	90	0	0	0	0	0-1-0
2011	3/3	225	0	1	1	0	1-1-1
2012	1/0	13	1	0	2	0	1-0-0
2013	6/5	465	2	0	4	0	5-1-0
2014	2/2	107	0	0	0	1	1-0-1
2015	7/6	485	0	0	0	2	2-3-2
2016	9/6	515	1	0	2	2	5-3-1
7-Year Totals	29/23	1900	4	1	9	5	15-9-5

OTASOWIE, OWEN

Midfielder/Defender / Ht.: 6-2 / Wt.: 195 / Born: Jan. 6, 2001

	GP/GS	MIN	G	A	G+A-Y	R	W-L-T
2020	1/0	3	0	0	0	0	0-0-1

PALMER-BROWN, ERIK

Defender / Ht.: 6-1 / Wt.: 175 / Born: April 24, 1997

	GP/GS	MIN	G	A	G+A-Y	R	W-L-T
2018	2/1	123	0	0	0	0	1-0-1
2022	2/0	55	0	0	0	0	0-0-2
2-Year Totals	4/1	178	0	0	0	0	1-0-3

PARADES, KEVIN

Forward / Ht.: 5-9 / Wt.: 140 / Born: May 7, 2003

	GP/GS	MIN	G	A	G+A-Y	R	W-L-T
2023	3/1	92	0	0	0	0	2-1-0

PARKE, JEFF

Defender / Ht.: 6-1 / Wt.: 185 / Born: March 23, 1982

	GP/GS	MIN	G	A	G+A-Y	R	W-L-T
2012	1/0	35	0	0	0	0	1-0-0

PARKER, TIM

Defender / Ht.: 6-2 / Wt.: 195 / Born: Feb. 23, 1993

	GP/GS	MIN	G	A	G+A-Y	R	W-L-T
2018	2/1	119	0	0	0	0	0-1-1

PARKHURST, MICHAEL

Defender / Ht.: 5-11 / Wt.: 155 / Born: Jan. 24, 1984

	GP/GS	MIN	G	A	G+A-Y	R	W-L-T
2007	2/2	180	0	0	0	0	2-0-0
2008	2/1	135	0	0	0	0	2-0-0
2009	4/3	281	0	0	0	2	3-0-1
2010	1/0	45	0	0	0	0	0-0-1
2012	6/4	387	0	0	0	0	3-2-1
2013	8/6	595	0	1	1	1	8-0-0
2014	2/2	180	0	0	0	0	1-0-1
7-Year Totals	25/18	1803	0	1	1	3	19-2-4

PARKS, KEATON

Midfielder / Ht.: 6-4 / Wt.: 175 / Born: Aug. 6, 1997

	GP/GS	MIN	G	A	G+A-Y	R	W-L-T
2018	1/0	28	0	0	0	0	1-0-0

PAUSE, LOGAN

Midfielder / Ht.: 5-10 / Wt.: 155 / Born: Aug. 22, 1981

	GP/GS	MIN	G	A	G+A-Y	R	W-L-T
2009	5/5	428	0	1	1	2	4-1-0
2010	1/1	90	0	0	0	0	1-0-0
2-Year Totals	6/6	518	0	1	1	2	5-1-0

PEARCE, HEATH

Defender / Ht.: 5-10 / Wt.: 175 / Born: Aug. 13, 1984

	GP/GS	MIN	G	A	G+A-Y	R	W-L-T
2005	1/0	13	0	0	0	0	0-0-1
2006	4/2	194	0	0	0	1	2-1-1
2007	5/3	341	0	1	1	0	3-2-0
2008	11/11	949	0	2	2	1	7-3-1
2009	7/7	631	0	1	1	1	5-1-1
2010	5/2	274	0	1	1	1	1-3-1
2012	2/1	121	0	0	0	0	2-0-0
7-Year Totals	35/24	2523	0	5	5	4	20-10-5

PEFOK, JORDAN

Forward / Ht.: 6-3 / Wt.: 195 / Born: April 26, 1996

	GP/GS	MIN	G	A	G+A-Y	R	W-L-T
2021	8/2	331	1	0	1	1	5-1-2
2022	1/0	30	0	0	0	0	0-0-1
2-Year Totals	9/2	361	1	0	1	1	5-1-3

PEPI, RICARDO

Forward / Ht.: 6-1 / Wt.: 165 / Born: April 26, 1996

	GP/GS	MIN	G	A	G+A-Y	R	W-L-T
2021	7/6	424	3	3	6	0	5-1-1
2022	5/4	277	0	0	0	0	1-2-2
2023	10/2	364	7	0	7	0	8-2-0
2024	11/4	497	3	0	3	0	5-4-2
3-Year Totals	22/12	1065	13	3	16	0	14-5-3

PEREA, ANDRÉS

Midfielder / Ht.: 6-0 / Wt.: 160 / Born: Nov. 14, 2000

	GP/GS	MIN	G	A	G+A-Y	R	W-L-T
2021	1/0	45	0	0	0	0	1-0-0

PEREZ, HUGO

Midfielder / Ht.: 5-8 / Wt.: 155 / Born: Nov. 8, 1963

	GP/GS	MIN	G	A	G+A-Y	R	W-L-T
1984	5/3	263	0	0	0	0	3-0-2
1985	6/5	450	1	1	2	0	2-3-1
1988	1/0	45	1	0	1	0	1-0-0
1989	2/2	149	1	0	1	1	2-0-0
1990	2/2	135	0	0	0	0	0-1-1
1991	11/9	918	1	2	3	1	6-2-3
1992	17/17	1379	3	1	4	1	4-10-3
1993	12/12	773	3	2	5	1	5-5-2
1994	17/16	1206	3	4	7	1	3-6-8
9-Year Totals	73/66	5228	13	10	23	5	26-27-20

ALL-TIME PLAYER REGISTER

PETKE, MIKE

Defender / Ht.: 6-2 / Wt.: 185 / Born: Jan. 30, 1976

	GP/GS	MIN	G	A	G+A	Y	R	W-L-T
2001	1/1	90	0	0	0	0	0	0-0-1
2003	1/0	12	0	0	0	0	0	1-0-0
2-Year Totals	2/1	102	0	0	0	0	0	1-0-1

PICAULT, FABRICE

Forward / Ht.: 5-8 / Wt.: 170 / Born: Feb. 23, 1991

	GP/GS	MIN	G	A	G+A	Y	R	W-L-T
2016	1/0	19	0	0	0	0	0	1-0-0
2018	1/0	32	0	0	0	0	0	0-1-0
2-Year Totals	2/0	51	0	0	0	0	0	1-1-0

PINES, DONOVAN

Defender / Ht.: 5-5 / Wt.: 195 / Born: March 7, 1998

	GP/GS	MIN	G	A	G+A	Y	R	W-L-T
2021	2/0	86	0	0	0	0	0	2-0-0

PITTMAN, STEVE

Defender / Ht.: 5-10 / Wt.: 185 / Born: July 18, 1967

	GP/GS	MIN	G	A	G+A	Y	R	W-L-T
1990	1/1	65	0	2	2	0	0	1-0-0
1995	1/1	90	0	0	0	0	0	0-1-0
1997	1/1	60	0	0	0	0	0	0-1-0
3-Year Totals	3/3	215	0	2	2	0	0	1-2-0

POMYKAL, PAXTON

Midfielder / Ht.: 5-7 / Wt.: 145 / Born: Dec. 17, 1999

	GP/GS	MIN	G	A	Pts	Y	R	W-L-T
2019	1/0	5	0	0	0	0	0	0-0-1

POLSTER, MATT

Defender / Ht.: 6-0 / Wt.: 170 / Born: June 8, 1993

	GP/GS	MIN	G	A	G+A	Y	R	W-L-T
2018	1/1	90	0	0	0	0	0	0-0-1

PONTIUS, CHRIS

Midfielder / Ht.: 6-0 / Wt.: 170 / Born: May 12, 1987

	GP/GS	MIN	G	A	G+A	Y	R	W-L-T
2017	5/2	209	0	0	0	0	0	4-0-1

POPE, EDDIE

Defender / Ht.: 6-1 / Wt.: 180 / Born: Dec. 24, 1973

	GP/GS	MIN	G	A	G+A	Y	R	W-L-T
1996	5/5	430	0	0	0	0	0	3-1-1
1997	9/9	773	2	0	2	0	0	4-1-4
1998	12/12	1035	1	0	1	1	0	6-3-3
1999	3/3	199	0	0	0	0	0	0-1-2
2000	6/6	526	1	0	1	0	0	4-0-2
2001	9/9	810	0	0	0	0	0	4-4-1
2002	11/11	980	1	0	1	3	0	5-5-1
2003	2/2	175	0	0	0	0	0	1-0-1
2004	9/9	791	1	0	1	2	0	4-0-5
2005	7/7	489	0	0	0	2	0	5-2-0
2006	9/9	760	2	0	2	4	1	4-2-3
11-Year Totals	82/82	6968	8	0	8	12	1	40-19-23

PRAMPIN, ALAN

Forward / Ht.: 5-7 / Wt.: 165 / Born: Nov. 30, 1971

	GP/GS	MIN	G	A	G+A	Y	R	W-L-T
1993	2/0	8	0	0	0	0	0	0-1-1

PULISIC, CHRISTIAN

Forward / Ht.: 5-8 / Wt.: 140 / Born: Sept. 18, 1998

	GP/GS	MIN	G	A	G+A	Y	R	W-L-T
2016	11/4	466	3	2	5	0	0	6-5-0
2017	9/9	773	6	4	10	0	0	3-2-4
2018	3/3	262	0	0	0	0	0	1-2-0
2019	11/10	762	5	3	8	0	0	7-3-1
2021	8/6	541	3	0	3	1	0	6-0-2
2022	14/13	1055	5	3	8	2	0	5-3-6
2023	8/8	588	6	3	9	1	0	7-1-0
2024	12/11	963	4	3	7	0	0	6-4-2
8-Year Totals	76/64	5410	32	18	50	4	0	41-20-15

QUARANTA, SANTINO

Midfielder / Ht.: 6-1 / Wt.: 185 / Born: Oct. 14, 1984

	GP/GS	MIN	G	A	G+A	Y	R	W-L-T
2005	9/3	407	0	1	1	0	0	5-1-3
2006	2/0	39	0	0	0	1	0	2-0-0
2009	4/2	194	1	0	1	0	0	2-1-1
3-Year Totals	15/5	640	1	1	2	1	0	9-2-4

QUESADA, DAVID

Forward / Ht.: 6-1 / Wt.: 170 / Born: March 30, 1971

	GP/GS	MIN	G	A	G+A	Y	R	W-L-T
1995	1/0	2	0	0	0	0	0	0-1-0

QUINN, BRIAN

Midfielder / Ht.: 5-9 / Wt.: 155 / Born: May 24, 1960

	GP/GS	MIN	G	A	G+A	Y	R	W-L-T
1991	11/11	1016	1	1	2	0	0	6-1-4
1992	19/19	1651	0	0	0	2	1	4-11-4
1993	10/9	648	0	1	1	1	0	2-2-6
1994	8/3	361	0	0	0	0	0	1-3-4
4-Year Totals	48/42	3676	1	2	3	3	1	13-17-18

RADOSAVLJEVIĆ, PREKI

Midfielder / Ht.: 5-9 / Wt.: 165 / Born: June 24, 1963

	GP/GS	MIN	G	A	G+A	Y	R	W-L-T
1996	4/2	201	1	1	2	0	0	2-1-1
1997	8/4	418	1	0	1	0	0	3-4-1
1998	14/1	425	2	2	4	1	0	6-5-3
2001	2/0	42	0	0	0	0	0	0-2-0
4-Year Totals	28/7	1086	4	3	7	1	0	11-12-5

RALSTON, STEVE

Midfielder / Ht.: 5-9 / Wt.: 160 / Born: June 14, 1974

	GP/GS	MIN	G	A	G+A	Y	R	W-L-T
1997	4/3	181	0	0	0	0	0	0-4-0
1999	1/0	14	0	0	0	0	0	0-1-0
2000	2/1	53	0	0	0	0	0	1-0-1
2003	7/3	360	2	3	5	0	0	6-1-0
2004	3/3	214	0	0	0	1	0	0-0-3
2005	15/12	1069	2	3	5	0	0	11-2-2
2006	1/1	55	0	0	0	0	0	0-0-1
2007	3/1	128	0	0	0	0	0	3-0-0
8-Year Totals	36/24	2074	4	6	10	1	0	21-8-7

RAMIREZ, CHRISTIAN

Forward / Ht.: 6-2 / Wt.: 190 / Born: April 4, 1991

	GP/GS	MIN	G	A	G+A	Y	R	W-L-T
2019	2/0	18	1	0	2	0	0	2-0-0

ALL-TIME PLAYER REGISTER

RAMOS, TAB

Midfielder / Ht.: 5-7 / Wt.: 140 / Born: Sept. 21, 1966

	GP/GS	MIN	G	A	G+A	Y	R	W-L-T
1988	2/2	180	0	0	0	0	0	1-1-0
1989	9/9	780	2	3	5	2	0	6-1-2
1990	17/17	1462	0	4	4	1	0	6-10-1
1992	6/6	525	1	1	2	0	0	2-3-1
1993	9/9	803	0	3	3	3	0	5-3-1
1994	7/6	513	0	1	1	1	0	2-2-3
1995	8/2	353	1	2	3	0	0	4-3-1
1996	12/12	1006	1	1	2	4	0	9-2-1
1997	3/3	270	1	0	1	0	0	1-1-1
1998	5/3	209	1	0	1	0	0	1-2-2
2000	3/1	139	1	0	1	0	0	2-0-1
11-Year Totals	81/70	6240	8	15	23	11	0	39-28-14

RAZOV, ANTE

Forward / Ht.: 6-1 / Wt.: 175 / Born: March 2, 1974

	GP/GS	MIN	G	A	G+A	Y	R	W-L-T
1995	1/0	38	0	0	0	0	0	0-0-1
1999	3/1	139	0	1	1	0	1	2-0-1
2000	9/5	492	4	1	5	0	0	5-1-3
2001	6/3	289	1	0	1	1	0	3-2-1
2002	3/3	210	1	1	2	1	0	3-0-0
2004	2/1	86	0	0	0	0	0	0-0-2
2007	1/1	66	0	0	0	0	0	1-0-0
7-Year Totals	25/14	1320	6	3	9	2	1	14-3-8

REAM, TIM

Defender / Ht.: 6-1 / Wt.: 165 / Born: Oct. 5, 1987

	GP/GS	MIN	G	A	G+A	Y	R	W-L-T
2010	1/1	67	0	0	0	0	0	1-0-0
2011	6/5	468	0	0	0	0	0	1-4-1
2014	4/0	102	0	0	0	0	0	1-1-2
2015	9/7	641	0	1	1	0	0	4-2-3
2016	1/1	63	1	0	1	0	0	1-0-0
2017	5/3	317	0	0	0	0	0	1-1-3
2019	14/14	1210	0	2	2	0	0	8-4-2
2020	1/1	90	0	0	0	0	0	1-0-0
2021	5/4	381	0	1	1	0	0	3-1-1
2022	4/4	360	0	0	0	1	0	1-1-2
2023	5/5	450	0	0	0	0	0	3-2-0
2024	11/11	955	0	0	0	0	0	5-5-1
12-Year Totals	66/56	5104	1	4	5	1	0	30-21-15

REGIS, DAVID

Defender / Ht.: 5-11 / Wt.: 160 / Born: Dec. 2, 1968

	GP/GS	MIN	G	A	G+A	Y	R	W-L-T
1998	5/5	450	0	0	0	1	0	1-3-1
1999	2/2	180	0	0	0	0	0	0-2-0
2000	8/8	720	0	0	0	2	0	4-2-2
2001	8/8	708	0	0	0	1	0	5-2-1
2002	4/4	351	0	0	0	0	0	1-3-0
5-Year Totals	27/27	2409	0	0	0	4	0	11-12-4

REYNA, CLAUDIO

Midfielder / Ht.: 5-10 / Wt.: 160 / Born: July 20, 1973

	GP/GS	MIN	G	A	G+A	Y	R	W-L-T
1994	19/9	1064	2	1	3	2	0	5-5-9
1995	9/8	631	1	3	4	2	0	3-4-2
1996	14/12	1113	1	3	4	1	0	9-3-2
1997	11/10	864	1	1	2	3	0	3-4-4
1998	9/8	704	1	2	3	2	0	3-6-0
1999	4/4	360	1	0	1	0	0	2-1-1
2000	12/11	1000	1	3	4	0	0	6-2-4
2001	6/6	492	0	1	1	2	0	4-0-2
2002	8/8	649	0	0	0	1	0	2-5-1
2003	5/4	250	0	1	1	1	0	4-1-0
2004	8/8	692	0	3	3	1	0	5-1-2
2005	3/3	270	0	1	1	1	0	2-1-0
2006	4/4	236	0	0	0	1	0	0-3-1
13-Year Totals	112/95	8325	8	19	27	17	0	48-36-28

REYNA, GIO

Forward/Midfielder / Ht.: 6-1 / Wt.: 175 / Born: Nov. 13, 2002

	GP/GS	MIN	G	A	G+A	Y	R	W-L-T
2020	2/2	147	1	0	1	0	0	1-0-1
2021	7/6	469	3	1	4	0	0	5-1-1
2022	7/2	231	0	0	0	0	0	1-3-3
2023	8/8	478	3	2	5	0	0	6-2-0
2024	7/6	482	1	2	3	0	0	3-3-1
5-Year Totals	24/18	1325	7	3	10	0	0	13-6-5

REYNOLDS, BRYAN

Defender / Ht.: 6-3 / Wt.: 165 / Born: June 28, 2001

	GP/GS	MIN	G	A	G+A	Y	R	W-L-T
2021	2/0	72	0	0	0	0	0	2-0-0
2023	5/5	419	1	0	1	0	0	3-0-2
2-Year Totals	7/5	491	1	0	1	0	0	5-0-2

RICHARDS, CHRIS

Defender / Ht.: 6-2 / Wt.: 190 / Born: March 28, 2000

	GP/GS	MIN	G	A	G+A	Y	R	W-L-T
2020	1/0	10	0	0	0	0	0	1-0-0
2021	5/2	253	0	0	0	0	0	4-0-1
2022	2/2	180	0	0	0	0	0	1-1-0
2023	6/6	453	1	0	1	2	0	5-1-0
2024	9/9	840	0	0	0	2	0	3-4-2
5-Year Totals	23/19	1736	1	0	1	4	0	14-6-3

ROBINSON, ANTONEE

Defender / Ht.: 6-0 / Wt.: 155 / Born: Aug. 8, 1997

	GP/GS	MIN	G	A	G+A	Y	R	W-L-T
2018	6/4	372	0	2	2	1	0	2-2-2
2019	1/1	80	0	0	0	0	0	0-1-0
2020	1/1	90	0	0	0	0	0	0-0-1
2021	11/8	794	1	1	2	0	0	8-0-3
2022	14/13	1122	1	2	3	0	0	6-3-5
2023	6/6	531	2	1	3	1	0	5-1-0
2024	11/11	952	0	2	2	2	0	6-4-1
7-Year Total	50/44	3941	4	6	10	4	0	27-11-12

ROBINSON, EDDIE

Defender / Ht.: 6-1 / Wt.: 195 / Born: June 19, 1978

	GP/GS	MIN	G	A	G+A	Y	R	W-L-T
2008	1/1	45	1	0	1	0	0	1-0-0

ROBINSON, MILES

Defender / Ht.: 6-2 / Wt.: 185 / Born: March 14, 1997

	GP/GS	MIN	G	A	G+A	Y	R	W-L-T
2019	2/0	57	0	0	0	0	0	0-1-1
2021	13/13	1199	3	0	3	2	1	11-0-2
2022	5/5	425	0	0	0	1	0	2-1-2
2023	7/7	615	0	0	0	2	0	5-0-2
2024	3/3	300	0	0	0	0	0	1-2-0
5-Year Totals	30/28	2596	3	0	3	5	1	19-5-6

ROGERS, ROBBIE

Midfielder / Ht.: 5-10 / Wt.: 165 / Born: May 12, 1987

	GP/GS	MIN	G	A	G+A	Y	R	W-L-T
2009	9/7	656	1	3	4	0	0	5-3-1
2010	4/3	253	0	0	0	0	0	2-2-0
2011	5/3	175	1	0	1	0	0	1-3-1
3-Year Totals	18/13	1084	2	3	5	0	0	8-8-2

ROGERS, SAM

Defender / Ht.: 6-3 / Wt.: 190 / Born: May 17, 1999

	GP/GS	MIN	G	A	G+A	Y	R	W-L-T
2023	1/0	18	0	0	0	0	0	0-0-1

ALL-TIME PLAYER REGISTER

ROLDAN, CRISTIAN

Midfielder / Ht.: 5-8 / Wt.: 165 / Born: June 3, 1995

	GP/GS	MIN	G	A	G+A	Y	R	W-L-T
2017	1/1	90	0	0	0	0	0	1-0-0
2018	4/1	82	0	0	0	0	0	2-1-1
2019	14/10	951	0	0	0	0	0	8-4-2
2021	11/2	399	0	2	2	0	0	8-1-2
2022	2/0	36	0	0	0	0	0	2-0-0
2023	5/1	171	0	1	1	0	0	2-0-3
6-Year Totals	37/15	1729	0	3	3	0	0	23-6-8

ROLFE, CHRIS

Forward / Ht.: 5-8 / Wt.: 145 / Born: Jan. 17, 1983

	GP/GS	MIN	G	A	G+A	Y	R	W-L-T
2005	1/0	32	0	0	0	0	0	0-0-1
2006	3/1	100	0	1	1	1	0	2-0-1
2007	2/2	138	0	0	0	0	0	2-0-0
2008	3/0	53	0	0	0	0	0	2-1-0
2009	1/0	29	0	0	0	0	0	1-0-0
5-Year Totals	10/3	352	0	1	1	1	0	7-1-2

ROWE, Kelyn

Midfielder / Ht.: 5-8 / Wt.: 160 / Born: Dec. 2, 1991

	GP/GS	MIN	G	A	G+A	Y	R	W-L-T
2017	3/3	193	1	1	2	0	0	2-0-1
2018	1/0	45	0	0	0	0	0	0-0-1
2-Year Totals	4/3	238	1	1	2	0	0	2-0-2

RUBIN, RUBIO

Midfielder / Ht.: 5-10 / Wt.: 160 / Born: March 1, 1996

	GP/GS	MIN	G	A	G+A	Y	R	W-L-T
2014	2/1	80	0	0	0	0	0	0-2-0
2015	1/0	23	0	0	0	0	0	0-1-0
2018	4/2	180	0	0	0	0	0	2-1-1
3-Year Totals	7/3	283	0	0	0	0	0	2-4-1

SABBI, EMMANUEL

Forward / Ht.: 5-10 / Wt.: 170 / Born: Dec. 24, 1997

	GP/GS	MIN	G	A	G+A	Y	R	W-L-T
2023	1/0	24	0	0	0	0	1	0-0-1

SAIEF, KENNY

Midfielder / Ht.: 5-9 / Wt.: 160 / Born: Dec. 17, 1993

	GP/GS	MIN	G	A	G+A	Y	R	W-L-T
2017	1/0	19	0	0	0	0	0	1-0-0
2018	3/2	139	0	0	0	0	0	1-2-0
2-Year Totals	4/2	158	0	0	0	0	0	2-2-0

SALCEDO, JORGE

Midfielder / Ht.: 6-1 / Wt.: 175 / Born: Sept. 27, 1972

	GP/GS	MIN	G	A	G+A	Y	R	W-L-T
1994	2/0	90	0	0	0	0	0	1-1-0
1995	1/0	1	0	0	0	0	0	0-1-0
2-Year Totals	3/0	91	0	0	0	0	0	1-2-0

SANDS, JAMES

Defender / Midfielder / Ht.: 6-1 / Wt.: 160 / Born: July 6, 2000

	GP/GS	MIN	G	A	G+A	Y	R	W-L-T
2021	7/6	567	0	0	0	0	0	7-0-0
2023	6/6	566	0	0	0	0	0	2-0-4
2-Year Totals	13/12	1133	0	0	0	0	0	9-0-4

SANNEH, TONY

Defender / Ht.: 6-2 / Wt.: 190 / Born: June 1, 1971

	GP/GS	MIN	G	A	G+A	Y	R	W-L-T
1997	3/2	225	0	2	2	2	0	0-2-1
1999	2/2	180	1	0	3	1	0	2-0-0
2000	10/9	753	0	0	0	1	0	4-2-4
2001	11/10	890	0	1	1	2	0	5-4-2
2002	11/9	816	1	2	1	0	0	4-6-1
2004	4/3	241	1	0	1	0	0	2-0-2
2005	2/2	180	0	0	0	1	0	1-0-1
7-Year Totals	43/37	3285	3	4	7	8	0	18-14-11

SANTEL, MARK

Defender / Ht.: 5-10 / Wt.: 165 / Born: June 5, 1968

	GP/GS	MIN	G	A	G+A	Y	R	W-L-T
1988	1/1	90	0	0	0	0	0	0-1-0
1991	2/0	49	0	0	0	0	0	0-2-0
1993	4/1	134	1	0	2	0	0	3-1-0
1997	1/1	90	0	0	0	1	0	0-1-0
4-Year Totals	8/3	363	1	0	2	1	0	3-5-0

SAPONG, C.J.

Forward / Ht.: 6-1 / Wt.: 185 / Born: Dec. 27, 1988

	GP/GS	MIN	G	A	G+A	Y	R	W-L-T
2012	2/0	30	0	0	0	0	0	2-0-0
2017	1/1	77	0	1	1	0	0	0-0-1
2018	1/1	45	0	0	0	0	0	0-0-1
3-Year Totals	4/2	1524	0	1	1	0	0	2-0-2

SARGENT, JOSH

Forward / Ht.: 6-1 / Wt.: 175 / Born: Feb. 20, 2000

	GP/GS	MIN	G	A	G+A	Y	R	W-L-T
2018	6/3	266	2	0	4	0	0	1-3-2
2019	6/5	458	3	0	6	1	0	2-3-1
2021	7/6	416	0	1	1	0	0	4-1-2
2022	4/2	203	0	0	0	0	0	1-1-2
2024	4/2	154	0	0	0	0	0	1-3-0
5-Year Totals	27/18	1497	5	1	6	0	0	9-11-7

SAVAGE, BRUCE

Defender / Ht.: 5-9 / Wt.: 150 / Born: Dec. 21, 1960

	GP/GS	MIN	G	A	G+A	Y	R	W-L-T
1983	1/1	90	0	0	0	0	0	1-0-0
1984	1/1	90	0	0	0	0	0	0-0-1
1991	6/3	355	0	0	0	0	0	2-2-2
1992	8/6	574	0	0	0	0	0	2-6-0
4-Year Totals	16/11	1109	0	0	0	0	0	5-8-3

SCALLY, JOE

Defender / Ht.: 6-0 / Wt.: 175 / Born: Dec. 31, 2002

	GP/GS	MIN	G	A	G+A	Y	R	W-L-T
2022	3/1	166	0	0	0	0	0	1-0-2
2023	5/3	308	0	0	0	0	1	3-2-0
2024	11/11	929	0	0	0	1	0	5-5-1
3-Year Totals	19/15	1403	0	0	0	2	0	9-7-3

SERVANIA, BRANDON

Midfielder / Ht.: 5-10 / Wt.: 160 / Born: March 12, 1999

	GP/GS	MIN	G	A	G+A	Y	R	W-L-T
2020	1/0	24	0	0	0	0	0	1-0-0

SHEA, BREK

Forward / Ht.: 6-3 / Wt.: 180 / Born: Feb. 28, 1990

	GP/GS	MIN	G	A	G+A	Y	R	W-L-T
2010	1/1	45	0	0	0	0	0	0-0-1
2011	8/6	505	0	1	1	2	0	2-4-2
2012	6/3	306	0	0	0	0	0	5-1-0
2013	10/2	279	2	0	2	1	0	7-1-2
2014	2/0	54	0	0	0	0	0	1-1-0
2015	7/5	489	2	0	2	1	0	3-3-1
6-Year Totals	34/17	1678	4	1	5	4	0	18-10-6

SIMEK, FRANK

Defender / Ht.: 5-11 / Wt.: 163 / Born: Oct. 13, 1984

	GP/GS	MIN	G	A	G+A	Y	R	W-L-T
2007	5/2	223	0	0	0	1	0	4-0-1

SIMMS, CLYDE

Midfielder / Ht.: 5-10 / Wt.: 165 / Born: Aug. 21, 1982

	GP/GS	MIN	G	A	G+A	Y	R	W-L-T
2005	1/0	1	0	0	0	0	0	0-1-0

SLIVINSKI, MIKE

Midfielder / Ht.: 5-7 / Wt.: 165 / Born: Oct. 31, 1974

	GP/GS	MIN	G	A	G+A	Y	R	W-L-T
1991	1/1	45	0	0	0	0	0	1-0-0

ALL-TIME PLAYER REGISTER

SMITH, KEVIN

Midfielder / Ht.: 5-5 / Wt.: 155 / Born: Dec. 5, 1962

	GP/GS	MIN	G	A	G+A	Y	R	W-L-T
1993	1/0	45	0	0	0	0	0	1-0-0

SNYDER, TROY

Defender / Ht.: 5-11 / Wt.: 150 / Born: Nov. 24, 1965

	GP/GS	MIN	G	A	G+A	Y	R	W-L-T
1985	1/0	11	0	0	0	0	0	0-1-0
1991	4/0	61	0	0	0	0	0	2-1-1
2-Year Totals	5/0	72	0	0	0	0	0	2-2-1

SOÑORA, ALAN

Midfielder / Ht.: 5-7 / Wt.: 145 / Born: Aug. 3, 1998

	GP/GS	MIN	G	A	G+A	Y	R	W-L-T
2023	5/2	239	0	0	0	0	1	1-1-3

SORBER, MIKE

Midfielder / Ht.: 5-10 / Wt.: 165 / Born: May 14, 1971

	GP/GS	MIN	G	A	G+A	Y	R	W-L-T
1992	12/7	733	1	0	1	0	0	3-7-2
1993	15/11	1056	0	1	1	0	0	4-5-6
1994	18/14	1269	1	1	2	2	0	6-6-6
1995	9/7	536	0	0	0	0	0	4-3-2
1996	3/1	103	0	0	0	1	0	2-0-1
1997	9/6	532	0	0	0	0	0	4-0-5
1998	1/1	45	0	0	0	0	0	0-0-1
7-Year Totals	67/47	4274	2	2	4	3	0	23-21-23

SOTO, SEBASTIAN

Forward / Ht.: 6-0 / Wt.: 165 / Born: July 28, 2000

	GP/GS	MIN	G	A	G+A	Y	R	W-L-T
2020	2/0	45	2	0	4	0	0	2-0-0

SPECTOR, JONATHAN

Defender / Ht.: 6-0 / Wt.: 180 / Born: March 1, 1986

	GP/GS	MIN	G	A	G+A	Y	R	W-L-T
2004	1/0	13	0	0	0	0	0	0-0-1
2005	2/2	180	0	0	0	0	0	1-0-1
2007	8/5	472	0	0	0	0	0	6-1-1
2008	1/0	18	0	0	0	0	0	1-0-0
2009	11/11	970	0	2	2	1	0	6-5-0
2010	5/4	315	0	0	0	0	0	2-2-1
2011	5/2	204	0	0	0	0	0	1-3-1
2012	1/0	13	0	0	0	0	0	1-0-0
2015	2/0	44	0	0	0	0	0	0-2-0
9-Year Totals	36/24	2229	0	2	2	1	0	18-13-5

STANKO, CALEB

Midfielder / Ht.: 5-11 / Wt.: 175 / Born: July 23, 1993

	GP/GS	MIN	G	A	G+A	Y	R	W-L-T
2016	1/0	18	0	0	0	0	0	1-0-0

STEWART, EARNIE

Forward/Midfielder / Ht.: 5-9 / Wt.: 145 / Born: March 28, 1969

	GP/GS	MIN	G	A	G+A	Y	R	W-L-T
1990	1/1	90	0	0	0	0	0	0-1-0
1992	7/2	299	0	0	0	1	0	2-4-1
1993	6/3	373	2	1	3	0	0	2-3-1
1994	7/5	494	1	0	1	0	0	1-3-3
1995	9/9	762	1	2	3	4	0	3-4-2
1996	5/5	450	0	1	1	0	0	4-1-0
1997	7/6	572	1	0	1	4	0	3-0-4
1998	9/8	731	1	0	1	1	0	3-5-1
1999	5/4	375	0	1	1	0	0	3-2-0
2000	8/7	605	4	4	8	4	0	5-1-2
2001	10/10	900	5	0	5	1	0	5-3-2
2002	10/8	542	0	0	0	0	0	4-6-0
2003	13/7	792	2	0	2	1	0	8-3-2
2004	4/1	123	0	1	1	0	0	3-0-1
14-Year Totals	101/76	7108	17	10	27	16	0	46-36-19

STOLLMAYER, JOHN

Defender / Ht.: 5-9 / Wt.: 170 / Born: Oct. 25, 1962

	GP/GS	MIN	G	A	G+A	Y	R	W-L-T
1986	2/2	151	0	0	0	0	0	0-0-2
1988	2/2	180	0	0	0	0	0	0-1-1
1989	12/10	933	0	1	1	1	0	6-3-3
1990	15/12	1043	0	1	1	0	0	6-8-1
4-Year Totals	31/26	2307	0	2	2	1	0	12-12-7

STROUSE, ANDY

Forward / Ht.: 5-11 / Wt.: 180 / Born: June 22, 1970

	GP/GS	MIN	G	A	G+A	Y	R	W-L-T
1992	3/2	188	0	0	0	0	0	1-1-1

SWEAT, BEN

Defender / Ht.: 6-2 / Wt.: 175 / Born: Sept. 4, 1991

	GP/GS	MIN	G	A	G+A	Y	R	W-L-T
2018	2/1	105	0	0	0	0	0	0-1-1

SUAREZ, RYAN

Defender / Ht.: 6-2 / Wt.: 185 / Born: July 28, 1977

	GP/GS	MIN	G	A	G+A	Y	R	W-L-T
2003	1/1	78	0	0	0	1	0	1-0-0

SULLIVAN, CHRIS

Forward / Ht.: 6-0 / Wt.: 165 / Born: April 18, 1965

	GP/GS	MIN	G	A	G+A	Y	R	W-L-T
1987	3/1	153	0	0	0	0	0	1-2-0
1988	6/2	289	0	0	0	0	0	2-3-1
1990	8/3	318	2	0	2	0	0	4-4-0
1992	2/1	84	0	0	0	1	0	0-2-0
4-Year Totals	19/7	844	2	0	2	1	0	7-11-1

SZETELA, DANNY

Midfielder / Ht.: 5-11 / Wt.: 172 / Born: June 7, 1987

	GP/GS	MIN	G	A	G+A	Y	R	W-L-T
2007	1/0	6	0	0	0	0	0	1-0-0
2008	2/1	72	0	0	0	0	0	1-1-0
2-Year Totals	3/1	78	0	0	0	0	0	2-1-0

TCHANI, TONY

Midfielder / Ht.: 6-4 / Wt.: 185 / Born: April 13, 1989

	GP/GS	MIN	G	A	G+A	Y	R	W-L-T
2016	1/0	19	0	0	0	0	0	1-0-0

TESSMANN, TANNER

Midfielder / Ht.: 6-2 / Wt.: 190 / Born: Sept. 24, 2001

	GP/GS	MIN	G	A	G+A	Y	R	W-L-T
2021	1/0	12	0	0	0	0	0	1-0-0
2024	4/2	227	0	0	0	0	0	3-1-0
2-Year Totals	5/2	239	0	0	0	0	0	4-1-0

THORRINGTON, JOHN

Midfielder / Ht.: 5-8 / Wt.: 150 / Born: Oct. 17, 1979

	GP/GS	MIN	G	A	G+A	Y	R	W-L-T
2001	1/0	19	0	0	0	0	0	0-0-1
2008	2/1	101	0	0	0	0	0	2-0-0
2009	1/1	61	0	0	0	0	0	1-0-0
3-Year Totals	4/2	181	0	0	0	0	0	3-0-1

TILLMAN, MALIK

Midfielder / Ht.: 6-2 / Wt.: 160 / Born: May 28, 2002

	GP/GS	MIN	G	A	G+A	Y	R	W-L-T
2022	4/0	108	0	0	0	0	0	2-1-1
2023	4/2	171	0	0	0	0	0	3-1-0
2024	9/3	335	0	0	0	0	0	4-4-1
3-Year Totals	17/5	614	0	0	0	0	0	9-6-2

TILLMAN, TIMMY

Midfielder / Ht.: 6-0 / Wt.: 160 / Born: Jan. 4, 1999

	GP/GS	MIN	G	A	G+A	Y	R	W-L-T
2024	1/1	89	0	0	0	0	0	0-1-0

TOLKIN, JOHN

Defender / Ht.: 5-7 / Wt.: 140 / Born: July 31, 2002

	GP/GS	MIN	G	A	G+A Y	R	W-L-T
2023	3/2	179	0	0	0	0	0-0-3
2024	1/0	29	0	0	0	0	0-1-0
2-Year Totals	4/2	208	0	0	0	0	0-1-3

TORRES, JOSE

Midfielder / Ht.: 5-7 / Wt.: 135 / Born: Oct. 29, 1987

	GP/GS	MIN	G	A	G+A Y	R	W-L-T
2008	2/1	106	0	0	0	0	1-1-0
2009	5/1	104	0	0	0	0	2-1-2
2010	4/3	180	0	0	0	1	1-2-1
2011	3/3	250	0	0	0	0	0-2-1
2012	6/6	355	0	0	0	1	4-1-1
2013	6/5	361	0	1	1	0	6-0-0
6-Year Totals	26/19	1356	0	1	1	2	14-7-5

TRAPP, WIL

Midfielder / Ht.: 5-8 / Wt.: 150 / Born: Jan. 15, 1993

Minutemen / W-L-T	GP/GS	MIN	G	A	G+A	Y	R	W-L-T
2015	1/0	30	0	0	0	0	0	0-1-0
2016	1/0	13	0	0	0	0	0	1-0-0
2018	9/8	714	0	0	0	0	0	2-4-3
2019	9/6	554	0	0	0	0	1	5-3-1
4-Year Totals	20/14	1311	0	0	0	0	1	8-8-4

TRITTSCHUH, STEVE

Defender / Ht.: 6-0 / Wt.: 170 / Born: April 24, 1965

	GP/GS	MIN	G	A	G+A	Y	R	W-L-T
1987	1/1	90	0	0	0	0	0	0-1-0
1988	8/7	622	0	0	0	0	0	1-5-2
1989	12/11	1003	1	1	2	0	0	6-3-3
1990	11/10	915	1	1	2	2	0	4-7-0
1991	4/2	222	0	0	0	1	0	2-0-2
1995	1/1	90	0	0	0	1	0	1-0-0
6-Year Totals	37/32	2942	2	2	4	4	0	14-16-7

TRUSTY, AUSTON

Defender / Ht.: 6-3 / Wt.: 185 / Born: Aug. 12, 1998

	GP/GS	MIN	G	A	G+A Y	R	W-L-T
2023	2/1	101	0	1	1	0	2-0-0
2024	2/0	10	0	0	0	0	1-1-0
2-Year Totals	4/1	111	0	1	1	0	3-1-0

TWELLMAN, TAYLOR

Forward / Ht.: 5-11 / Wt.: 170 / Born: Feb. 29, 1980

Year	GP/GS	MIN	G	A	G+A	Y	R	W-L-T
2002	1/1	84	0	0	0	0	0	1-0-0
2003	5/1	172	0	0	0	1	0	2-3-0
2004	2/0	26	0	1	1	0	0	1-0-1
2005	5/3	269	1	0	1	0	1	3-1-1
2006	6/5	372	4	3	7	0	0	3-1-2
2007	10/5	481	1	2	3	0	0	8-2-0
2008	1/1	45	0	0	0	0	0	1-0-0
7-Year Totals	30/16	1449	6	6	12	1	1	19-7-4

VAGENAS, PETER

Midfielder / Ht.: 5-8 / Wt.: 150 / Born: Feb. 6, 1978

	GP/GS	MIN	G	A	G+A Y	R	W-L-T
2000	1/0	4	0	0	0	0	1-0-0
2003	1/0	22	0	0	0	0	1-0-0
2-Year Totals	2/0	26	0	0	0	0	2-0-0

VANNEY, GREG

Defender / Ht.: 5-11 / Wt.: 169 / Born: June 11, 1974

	GP/GS	MIN	G	A	G+A Y	R	W-L-T	
1996	1/0	20	0	0	0	0	0-0-1	
1997	1/1	90	0	0	0	0	0-1-0	
1998	1/1	90	0	0	0	1	0-0-1	
1999	1/1	90	0	0	0	0	0-0-1	
2000	6/5	464	0	0	0	1	3-1-2	
2001	5/4	361	0	0	0	0	1-3-1	
2002	3/2	139	0	0	0	0	2-1-0	
2003	8/7	634	0	3	3	1	7-1-0	
2004	6/5	407	1	0	1	0	4-0-2	
2005	5/5	480	0	0	0	1	2-1-2	
10-Year Totals	37/31	2775	1	3	4	4	0	19-8-10

VARGAS, NELSON

Midfielder / Ht.: 5-7 / Wt.: 150 / Born: Aug. 6, 1974

	GP/GS	MIN	G	A	G+A Y	R	W-L-T
1991	1/0	45	0	0	0	0	1-0-0
1994	3/0	93	0	0	0	0	1-1-1
2-Year Totals	4/0	138	0	0	0	0	2-1-1

VASQUEZ, MARTIN

Midfielder / Ht.: 6-0 / Wt.: 180 / Born: Dec. 24, 1963

	GP/GS	MIN	G	A	G+A	Y	R	W-L-T
1996	1/1	90	0	0	0	1	0	0-0-1
1997	6/5	345	0	0	0	0	0	1-3-2
2-Year Totals	7/6	435	0	0	0	1	0	1-3-3

VAZQUEZ, BRANDON

Forward / Ht.: 6-2 / Wt.: 190 / Born: Oct. 14, 1998

	GP/GS	MIN	G	A	G+A Y	R	W-L-T
2023	8/3	337	4	0	4	0	2-1-5
2024	3/0	58	0	0	0	0	2-1-0
2-Year Totals	11/3	395	4	0	4	0	4-2-5

VERMES, PETER

Forward/Defender / Ht.: 6-0 / Wt.: 175 / Born: Nov. 21, 1966

	GP/GS	MIN	G	A	G+A Y	R	W-L-T
1988	7/7	556	0	1	1	0	2-3-2
1989	7/5	532	0	0	0	0	4-1-2
1990	14/14	1215	6	0	6	0	4-8-2
1991	12/12	1057	3	0	3	0	6-3-3
1992	9/9	511	1	1	2	0	3-4-2
1993	12/9	626	1	3	4	1	2-3-7
1994	3/1	103	0	0	0	0	1-0-2
1997	2/1	106	0	0	0	0	1-0-1
8-Year Totals	66/58	4706	11	5	16	1	0 23-23-20

VICTORINE, SASHA

Midfielder / Ht.: 6-2 / Wt.: 165 / Born: Feb. 3, 1978

	GP/GS	MIN	G	A	G+A Y	R	W-L-T
2000	1/0	1	0	0	0	0	1-0-0
2002	1/1	90	1	0	1	0	1-0-0
2003	2/2	133	0	0	0	0	1-1-0
3-Year Totals	4/3	224	1	0	1	0	3-1-0

VILLAFANA, JORGE

Midfielder / Ht.: 5-9 / Wt.: 150 / Born: Sept. 16, 1989

	GP/GS	MIN	G	A	G+A Y	R	W-L-T
2017	15/13	1173	0	1	1	1	8-2-5
2018	6/3	292	0	0	0	0	2-3-1
2-Year Totals	21/16	1465	0	1	1	0	10-5-6

VINCENT, BRANDON

Defender / Ht.: 5-11 / Wt.: 175 / Born: May 1, 1994

	GP/GS	MIN	G	A	G+A	Y	R	W-L-T
2016	1/0	45	0	0	0	0	0	1-0-0

ALL-TIME PLAYER REGISTER

VINES, SAM

Defender / Ht.: 5-10 / Wt. 150 / Born: May 31, 1999

	GP/GS	MIN	G	A	G+A Y	R	W-L-T
2020	2/2	122	0	0	0	0	2-0-0
2021	6/5	479	1	1	2	0	6-0-0
2022	1/1	90	0	0	0	0	0-1-0
3-Year Totals	9/8	391	1	1	2	0	8-1-0

WAGNER, DAVID

Forward / Ht.: 5-10 / Wt.: 175 / Born: Oct. 19, 1971

	GP/GS	MIN	G	A	G+A Y	R	W-L-T
1996	1/1	45	0	0	0	0	1-0-0
1997	5/4	256	0	1	1	0	2-1-2
1998	2/2	109	0	0	0	0	1-0-1
3-Year Totals	8/7	410	0	1	1	0	4-1-3

WALLACE, ANTHONY

Defender / Ht.: 5-11 / Wt.: 160 / Born: Jan. 26, 1989

	GP/GS	MIN	G	A	G+A Y	R	W-L-T
2011	1/0	187	0	0	0	0	0-0-1

WALSH, BILLY

Midfielder / Ht.: 6-2 / Wt.: 185 / Born: Oct. 7, 1975

	GP/GS	MIN	G	A	G+A Y	R	W-L-T
1999	1/0	1	0	0	0	0	0-0-1

WASHINGTON, DANTE

Forward / Ht.: 5-11 / Wt.: 190 / Born: Nov. 21, 1970

	GP/GS	MIN	G	A	G+A Y	R	W-L-T
1991	2/2	135	2	0	2	0	1-0-1
1993	3/1	133	0	0	0	0	1-2-0
1997	1/0	26	0	0	0	0	0-0-1
3-Year Totals	6/3	294	2	0	2	0	2-2-2

WEAH, TIM

Forward / Ht.: 6-1 / Wt.: 145 / Born: Feb. 22, 2000

	GP/GS	MIN	G	A	G+A Y	R	W-L-T
2018	8/6	512	1	1	2	2	3-4-1
2020	2/0	39	0	0	0	0	1-0-1
2021	8/5	524	1	1	2	0	5-2-1
2022	11/11	786	2	0	2	2	4-3-6
2023	6/6	471	1	2	3	0	5-1-0
2024	7/7	495	2	1	3	0	4-2-1
6-Year Totals	42/35	2775	7	5	12	4	22-11-9

WEGERLE, ROY

Forward / Ht.: 5-11 / Wt.: 170 / Born: March 19, 1964

	GP/GS	MIN	G	A	G+A Y	R	W-L-T
1992	4/3	315	1	0	1	0	2-1-1
1993	10/9	843	0	4	4	0	5-4-1
1994	7/0	177	1	1	1	0	2-2-3
1995	5/5	259	1	1	2	0	3-2-0
1997	3/3	242	2	1	3	1	2-0-1
1998	12/9	555	2	0	2	1	6-4-2
6-Year Totals	41/29	2391	7	6	13	2	20-13-8

WEST, BRIAN

Forward / Ht.: 5-9 / Wt.: 155 / Born: June 10, 1978

	GP/GS	MIN	G	A	G+A Y	RW-L-T	2000
1/0	2	0	0	0	0	00-1-0	
2001	1/0	17	0	0	0	0	0-1-0
2002	5/0	85	0	1	1	0	4-0-1
3-Year Totals	7/0	104	0	1	1	0	4-2-1

WHITE, JEREMIAH

Forward / Ht.: 6-0 / Wt.: 185 / Born: Feb. 3, 1996

	GP/GS	MIN	G	A	G+A Y	R	W-L-T
2024	1/1	62	0	0	0	1	0-1-0

WHITE, JEREMIAH

Midfielder / Ht.: 5-8 / Wt.: 155 / Born: April 3, 1982

	GP/GS	MIN	G	A	G+A Y	R	W-L-T
2008	1/0	9	0	0	0	0	1-0-0

WILEY, CALEB

Defender / Ht.: 6-2 / Wt.: 180 / Born: Dec. 22, 2004

	GP/GS	MIN	G	A	G+A Y	R	W-L-T
2023	1/0	1	0	0	0	0	0-0-1
2024	2/0	37	0	0	0	0	0-1-1
2-Year Totals	3/0	38	0	0	0	0	0-1-2

WILLIAMS, DANNY

Midfielder / Ht.: 5-10 / Wt.: 175 / Born: March 8, 1989

	GP/GS	MIN	G	A	G+A Y	R	W-L-T
2011	4/3	209	0	0	0	0	2-2-0
2012	7/6	491	0	0	0	0	5-1-1
2013	1/1	58	0	0	0	0	0-1-0
2014	1/0	10	0	0	0	0	0-1-0
2015	6/3	324	2	0	2	3	3-2-1
2016	3/1	137	0	0	0	0	2-0-1
2017	1/1	90	0	0	0	0	0-0-1
7-Year Totals	23/15	1319	2	0	2	3	12-7-4

WILLIAMS, RICHIE

Midfielder / Ht.: 5-5 / Wt.: 145 / Born: June 3, 1970

	GP/GS	MIN	G	A	G+A Y	R	W-L-T
1998	1/1	45	0	0	0	0	0-0-1
1999	7/6	565	0	0	1	2	5-1-1
2000	5/2	302	0	0	0	0	4-0-1
2001	4/2	135	0	0	0	0	0-3-1
2002	3/0	74	0	0	0	0	3-0-0
5-Year Totals	20/11	1121	0	0	1	2	12-4-4

WILLIAMSON, ERYK

Midfielder / Ht.: 5-9 / Wt.: 170 / Born: June 11, 1997

	GP/GS	MIN	G	A	G+A Y	R	W-L-T
2021	4/2	261	0	1	1	0	4-0-0
2023	2/1	123	0	0	0	0	0-1-1
2-Year Totals	5/3	384	0	1	1	0	4-1-1

WINDISCHMANN, MIKE

Defender / Ht.: 5-9 / Wt.: 172 / Born: Dec. 6, 1965

	GP/GS	MIN	G	A	G+A Y	R	W-L-T
1984	2/2	180	0	0	0	0	0-0-2
1985	5/5	450	0	0	0	0	1-2-2
1986	2/1	135	0	0	0	0	0-0-2
1987	3/3	270	0	0	0	0	1-2-0
1988	5/5	370	0	0	0	0	1-2-2
1989	12/12	1080	0	0	0	0	6-3-3
1990	21/19	1800	0	0	1	1	8-10-3
7-Year Totals	50/47	4285	0	0	1	0	17-19-14

WINGERT, CHRIS

Defender / Ht.: 5-10 / Wt.: 155 / Born: June 16, 1982

	GP/GS	MIN	G	A	G+A Y	R	W-L-T
2009	1/0	11	0	0	0	0	1-0-0

WOLFF, JOSH

Forward / Ht.: 5-8 / Wt.: 160 / Born: Feb. 25, 1977

	GP/GS	MIN	G	A	G+A Y	R	W-L-T
1999	1/0	44	0	0	0	0	0-0-1
2000	2/1	110	1	0	1	1	1-0-1
2001	7/4	398	2	1	3	1	3-3-1
2002	10/5	497	3	2	5	2	5-3-2
2004	8/6	445	1	2	3	0	5-1-2
2005	10/7	544	2	0	2	0	6-1-3
2006	10/8	455	0	0	0	0	5-3-2
2007	1/1	70	0	0	0	0	0-1-0
2008	3/1	115	0	0	0	1	1-2-0
9-Year Totals	52/33	2678	9	5	14	5	26-14-12

WOLYNIEC, JOHN

Forward / Ht.: 6-1 / Wt.: 172 / Born: Jan. 24, 1977

	GP/GS	MIN	G	A	G+A Y	R	W-L-T
2004	2/1	85	0	0	0	0	0-0-2

ALL-TIME PLAYER REGISTER

WONDOLOWSKI, CHRIS

Forward / Ht.: 6-0 / Wt.: 165 / Born: Jan. 28, 1983

	GP/GS	MIN	G	A	G+A Y	R	W-L-T
2011	5/2	206	0	0	0	0	2-2-1
2012	3/1	93	0	0	0	0	2-0-1
2013	9/4	363	6	1	7	0	6-1-2
2014	8/4	299	3	1	4	0	3-2-3
2015	6/2	218	1	0	1	1	3-1-2
2016	4/1	120	1	1	2	1	3-1-0
6-Year Totals	35/14	1299	11	3	14	2	19-7-9

WOOD, BOBBY

Forward / Ht.: / Wt.: / Born:

	GP/GS	MIN	G	A	G+A Y	R	W-L-T
2013	1/0	3	0	0	0	0	1-0-0
2014	4/0	162	0	0	0	0	0-2-2
2015	9/3	351	4	1	5	2	4-4-1
2016	15/14	1151	4	2	6	2	10-5-0
2017	7/5	463	2	0	2	0	2-2-3
2018	9/6	520	3	0	3	1	2-5-2
6-Year Totals	45/28	2650	13	3	16	5	19-18-8

WOODRING, PETER

Midfielder / Ht.: 5-11 / Wt.: 170 / Born: Feb. 5, 1968

	GP/GS	MIN	G	A	G+A Y	R	W-L-T
1993	3/2	161	0	0	0	0	0-3-0

WOOTEN, ANDREW

Forward / Ht.: 6-1 / Wt.: 187 / Born: Sept. 30, 1989

	GP/GS	MIN	G	A	G+A Y	R	W-L-T
2015	1/0	18	0	0	0	0	0-1-0

WRIGHT, HAJI

Forward / Ht.: 6-3 / Wt.: 175 / Born: March 27, 1998

	GP/GS	MIN	G	A	G+A Y	R	W-L-T
2022	7/2	254	2	0	2	0	2-1-4
2024	8/2	305	2	1	3	0	3-4-1
2-Year Totals	15/4	559	4	1	5	0	5-5-5

WYNALDA, ERIC

Forward / Ht.: 6-1 / Wt.: 172 / Born: June 9, 1969

	GP/GS	MIN	G	A	G+A Y	R	W-L-T
1990	18/12	998	5	2	7	1	7-9-2
1991	15/15	1104	2	3	5	1	7-4-4
1992	7/7	559	5	1	6	0	3-3-1
1993	9/9	736	2	0	2	0	5-3-1
1994	8/3	432	1	1	2	0	2-3-3
1995	8/8	613	3	1	4	3	3-3-2
1996	13/13	1035	9	2	11	4	9-3-1
1997	11/11	953	4	2	6	2	3-2-6
1998	12/7	723	1	3	4	0	5-5-2
1999	1/1	59	1	0	1	0	0-1-0
2000	4/4	317	1	2	3	1	3-0-1
11-Year Totals	106/90	7529	34	17	51	12	47-36-23

WYNNE, MARVELL

Defender / Ht.: 5-9 / Wt.: 171 / Born: May 8, 1986

	GP/GS	MIN	G	A	Pts	Y	R	W-L-T
2007	1/1	90	0	0	0	0	0	0-1-0
2009	2/2	180	0	0	0	0	0	1-1-0
2010	1/1	90	0	0	0	0	0	0-1-0
2011	1/0	45	0	0	0	0	0	0-0-1
4-Year Totals	5/4	405	0	0	0	0	0	1-3-1

YEDLIN, DeANDRE

Defender / Ht.: 5-8 / Wt.: 150 / Born: July 9, 1993

	GP/GS	MIN	G	A	G+A Y	R	W-L-T	
2014	10/2	402	0	1	1	1	0	3-3-4
2015	19/10	1179	0	5	5	5	0	9-6-4
2016	14/12	1054	0	0	0	3	1	8-5-1
2017	6/6	539	0	1	1	1	0	2-1-3
2018	8/5	457	0	0	0	2	0	2-4-2
2019	5/3	249	0	0	0	0	0	3-1-1
2021	9/4	548	0	1	1	2	0	4-2-3
2022	6/4	293	0	0	0	1	0	0-2-4
2023	4/2	250	0	0	0	0	0	1-0-3
9-Year Totals	81/48	4971	0	8	8	14	1	32-22-21

YUEILL, JACKSON

Midfielder / Ht.: 5-10 / Wt.: 160 / Born: March 19, 1997

	GP/GS	MIN	G	A	G+A Y	R	W-L-T
2019	6/5	420	0	0	0	0	3-2-1
2020	2/2	180	0	1	1	0	2-0-0
2021	8/4	352	0	0	0	0	7-1-0
3-Year Totals	16/11	952	0	1	1	0	12-3-1

ZARDES, GYASI

Forward / Ht.: 6-2 / Wt.: 165 / Born: Sept. 2, 1991

	GP/GS	MIN	G	A	G+A Y	R	W-L-T	
2015	19/16	1410	3	4	7	0	0	10-6-3
2016	12/11	885	3	3	6	0	0	8-4-0
2017	6/2	231	0	1	1	0	0	5-0-1
2018	3/2	145	0	0	0	0	0	1-1-1
2019	15/10	886	6	1	7	0	0	9-4-2
2020	1/0	27	0	0	0	0	0	1-0-0
2021	10/4	481	2	1	3	1	0	9-1-0
2022	2/1	87	0	0	0	0	0	1-1-0
8-Year Totals	68/46	4152	14	10	24	1	0	44-17-7

ZAVAGNIN, KERRY

Midfielder / Ht.: 5-10 / Wt.: 170 / Born: July 2, 1974

	GP/GS	MIN	G	A	G+A Y	R	W-L-T	
2000	1/1	90	0	0	0	1	0	1-0-0
2001	1/0	20	0	0	0	0	0	1-0-0
2004	8/5	451	0	1	1	0	0	6-0-2
2005	5/4	320	0	0	0	0	0	3-1-1
2006	6/5	422	0	0	0	1	0	4-1-1
5-Year Totals	21/15	1303	0	1	1	2	0	15-2-4

ZAWADZKI, SEAN

Defender / Ht.: 5-7 / Wt.: 145 / Born: April 21, 2000

	GP/GS	MIN	G	A	G+A	Y	R	W-L-T
2024	1/1	90	0	0	0	0	0	0-1-0

ZENDEJAS, ALEX

Forward / Ht.: 5-7 / Wt.: 145 / Born: Feb. 7, 1998

	GP/GS	MIN	G	A	Pts	Y	R	W-L-T
2023	7/6	456	1	1	2	0	0	4-1-2
2024	4/0	55	0	0	0	1	0	3-1-0
2-Year Totals	11/6	511	1	1	2	1	0	7-2-2

ZIMMERMAN, WALKER

Defender / Ht.: 6-3 / Wt.: 185 / May 19, 1993

	GP/GS	MIN	G	A	G+A Y	R	W-L-T	
2017	1/1	90	0	0	0	0	1-0-0	
2018	3/3	270	1	0	1	0	0	1-1-1
2019	7/6	553	1	0	1	2	0	5-2-0
2020	2/1	97	0	0	0	0	0	2-0-0
2021	10/8	683	0	0	0	1	0	8-1-1
2022	14/12	1088	1	1	2	0	0	6-3-5
2023	4/4	295	0	0	0	1	0	1-1-2
7-Year Totals	40/34	2986	3	1	4	3	0	24-7-9

ZIZZO, SAL

Forward / Ht.: 5-11 / Wt.: 165 / Born: April 3, 1987

	GP/GS	MIN	G	A	G+A	Y	R	W-L-T
2007	1/0	14	0	0	0	0	0	0-1-0

ALL-TIME PLAYER REGISTER

ZUSI, GRAHAM

Midfielder / Ht.: 5-10 / Wt.: 160 / Born: Aug. 18, 1986

	GP/GS	MIN	G	A	G+A	Y	R	W-L-T
2012	6/5	398	1	1	2	2	0	6-0-0
2013	12/9	732	2	2	4	2	0	7-3-2
2014	10/8	607	0	3	3	0	0	5-2-3
2015	4/3	198	0	0	0	0	0	3-0-1
2016	10/4	430	2	0	2	0	0	7-3-0
2017	13/10	878	0	1	1	0	0	6-1-6
6-Year Totals	55/39	3239	5	7	12	4	0	34-9-12

GOALKEEPERS

BINGHAM, DAVID

Goalkeeper / Ht.: 6-2 / Wt.: 185 / Oct. 19, 1989

	GP/GS	MIN	GF	GA	SO	GAA	W-L-T	Y	R
2016	2/1	135	1	1	1	0.67	1-0-1	0	0
2017	1/0	45	1	0	0	0.00	1-0-0	0	0
2-Year Totals	3/1	180	2	1	1	0.50	2-0-1	0	0

BONO, ALEX

Goalkeeper / Ht.: 6-3 / Wt.: 195 / April 25, 1994

	GP/GS	MIN	GF	GA	SO	GAA	W-L-T	Y	R
2018	1/1	90	3	0	1	0.00	1-0-0	0	0

BUSCH, JON

Goalkeeper / Ht.: 5-10 / Wt.: 165 / Born: Aug. 18, 1976

	GP/GS	MIN	GF	GA	SO	GAA	W-L-T	Y	R
2005	1/1	90	3	0	1	0.00	1-0-0	0	0

CANNON, JOE

Goalkeeper / Ht.: 6-2 / Wt.: 190 / Born: Jan. 1, 1975

	GP/GS	MIN	GF	GA	SO	GAA	W-L-T	Y	R
2003	1/0	45	1	0	0	0.00	1-0-0	0	0
2005	1/1	45	1	0	0	0.00	1-0-0	0	0
2-Year Totals	2/1	90	2	0	0	0.00	2-0-0	0	0

DODD, MARK

Goalkeeper / Ht.: 6-2 / Wt.: 180 / Born: Sept. 14, 1965

	GP/GS	MIN	GF	GA	SO	GAA	W-L-T	Y	R
1988	3/3	270	3	3	2	1.00	2-1-0	0	0
1990	3/3	270	3	0	3	0.00	1-0-2	0	0
1991	1/1	90	1	0	1	0.00	1-0-0	0	0
1992	4/3	296	1	5	1	1.52	0-3-1	0	0
1996	1/1	90	1	4	0	4.00	0-1-0	0	0
1997	3/2	225	2	4	0	1.60	0-1-1	0	0
6-Year Totals	15/13	1241	11	16	7	1.16	4-6-4	0	0

FEUER, IAN

Goalkeeper / Ht.: 6-6 / Wt.: 210 / Born: May 20, 1971

	GP/GS	MIN	GF	GA	SO	GAA	W-L-T	Y	R
1992	1/0	19	0	1	0	4.74	0-0-0	0	0

FRIEDEL, BRAD

Goalkeeper / Ht.: 6-4 / Wt.: 202 / Born: May 18, 1971

	GP/GS	MIN	GF	GA	SO	GAA	W-L-T	Y	R
1992	1/1	90	2	0	1	0.00	1-0-0	0	0
1993	16/15	1395	18	18	5	1.16	3-6-7	1	0
1994	10/10	858	10	12	2	1.26	1-3-5	1	0
1995	9/9	765	5	11	2	1.29	1-5-2	1	0
1996	7/7	630	12	11	0	1.57	3-2-2	1	0
1997	10/10	783	8	8	3	0.92	3-4-3	0	0
1998	4/4	360	6	2	2	0.50	3-1-0	0	0
1999	3/2	225	4	0	2	0.00	2-0-0	0	0
2000	6/6	570	15	4	3	0.63	3-0-3	0	0
2001	6/6	540	8	7	2	1.17	3-2-1	1	0
2002	9/9	720	10	11	1	1.38	3-4-1	1	0
2004	1/1	90	1	0	1	0.00	1-0-0	0	0
12-Year Totals	82/80	7026	99	84	24	1.08	27-27-24	6	0

GUZAN, BRAD

Goalkeeper / Ht.: 6-4 / Wt.: 210 / Born: Sept. 9, 1984

	GP/GS	MIN	GF	GA	SO	GAA	W-L-T	Y	R
2006	1/1	80	4	0	0	0.00	1-0-0	0	0
2007	3/1	180	1	1	0	0.50	1-1-0	0	0
2008	7/5	540	14	4	4	0.67	4-2-0	0	0
2009	4/4	360	6	6	1	1.50	1-2-1	0	0
2010	4/3	315	3	4	2	1.14	1-1-1	0	0
2012	1/0	19	0	0	0	0.00	0-0-0	0	0
2013	4/3	315	5	5	2	1.43	2-1-1	0	0
2014	4/3	270	4	4	0	1.33	1-1-1	0	0
2015	13/13	1230	33	18	3	1.32	8-3-2	0	0
2016	12/11	995	25	13	6	1.18	8-4-0	1	0
2017	5/5	450	8	6	0	1.20	2-0-3	0	0
2018	2/2	180	1	4	0	2.00	0-1-1	0	0
2019	4/4	360	16	2	2	0.50	3-0-1	0	0
13-Year Totals	64/55	5294	120	67	20	1.14	32-16-11	1	0

HAHNEMANN, MARCUS

Goalkeeper / Ht.: 6-3 / Wt.: 215 / Born: June 15, 1972

	GP/GS	MIN	GF	GA	SO	GAA	W-L-T	Y	R
1994	3/3	249	4	2	0	0.72	1-1-1	0	0
2003	1/1	45	1	1	0	2.00	0-0-0	0	0
2005	2/2	180	4	1	1	0.50	1-0-1	0	0
2007	1/1	45	0	0	0	0.00	0-0-0	0	0
2010	1/0	45	1	0	0	0.00	0-0-0	0	0
2011	1/1	45	0	1	0	2.00	0-1-0	0	0
6-Year Totals	9/8	569	10	5	1	0.74	2-2-2	0	0

HAMID, BILL

Goalkeeper / Ht.: 6-3 / Wt.: 225 / Born: Nov. 25, 1990

	GP/GS	MIN	GF	GA	SO	GAA	W-L-T	Y	R
2012	1/1	90	1	0	1	0.00	1-0-0	0	0
2014	1/1	90	1	4	0	4.00	0-1-0	0	0
2017	2/1	135	3	0	1	0.00	1-0-0	0	0
2018	2/2	135	1	2	0	1.33	0-1-1	0	0
2020	2/1	104	6	0	1	0.00	1-0-0	0	0
5-Year Totals	8/6	544	12	6	3	.97	3-2-1	0	0

HARTMAN, KEVIN

Goalkeeper / Ht.: 6-1 / Wt.: 174 / Born: May 25, 1974

	GP/GS	MIN	GF	GA	SO	GAA	W-L-T	Y	R
1999	1/0	45	1	1	0	2.00	0-0-1	0	0
2004	1/0	45	1	1	0	2.00	0-0-1	0	0
2005	1/0	45	0	0	0	0.00	0-0-0	0	0
2006	2/2	180	8	2	1	1.00	2-0-0	0	0
4-Year Totals	5/2	315	10	4	1	1.14	2-0-2	0	0

HORVATH, ETHAN

Goalkeeper / Ht.: 6-4 / Wt.: 185 / Born: June 9, 1995

	GP/GS	MIN	GF	GA	SO	GAA	W-L-T	Y	R
2016	1/1	90	2	0	1	0.00	1-0-0	0	0
2017	1/1	45	1	1	0	2.00	0-0-1	0	0
2018	1/1	90	0	1	0	1.00	0-1-0	0	0
2019	1/1	90	1	1	0	1.00	0-0-1	0	0
2021	3/2	231	7	3	1	1.17	2-1-0	0	0
2022	1/1	90	1	1	0	1.00	0-0-1	0	0
2023	1/1	90	4	0	1	0.00	1-0-0	0	0
2024	1/0	45	0	1	0	2.00	0-1-0	0	0
8-Year Totals	10/8	771	16	8	3	0.93	4-3-3	0	0

ALL-TIME PLAYER REGISTER

HOWARD, TIM

Goalkeeper / Ht.: 6-3 / Wt.: 210 / Born: March 6, 1979

	GP/GS	MIN	GF	GA	SO	GAA	W-L-T	Y	R
2002	2/2	135	2	0	1	0.00	2-0-0	1	0
2003	7/7	585	6	5	2	0.77	2-3-2	0	0
2004	3/3	270	7	1	2	0.33	2-0-1	0	0
2005	2/2	180	2	3	1	1.50	1-1-0	0	0
2006	2/1	135	3	0	1	0.00	2-0-0	0	0
2007	10/10	810	19	9	3	1.00	8-2-0	1	0
2008	9/9	720	16	4	5	0.50	5-1-2	1	0
2009	13/13	1170	22	20	4	1.54	7-5-1	1	0
2010	9/9	750	12	13	1	1.56	3-3-3	0	0
2011	15/15	1350	15	18	5	1.20	6-7-2	0	0
2012	12/12	1061	21	13	4	1.10	7-2-3	0	0
2013	12/12	1035	20	14	5	1.22	7-3-1	1	0
2014	8/8	705	10	9	1	1.15	4-3-1	0	0
2015	2/2	180	0	1	1	0.50	0-1-0	0	0
2016	5/4	355	5	4	1	1.01	1-2-0	0	0
2017	10/10	900	21	7	5	0.70	6-2-2	1	0
16-Year Totals	121/119	10341	181	121	42	1.05	63-35-19	6	0

JOHNSON, SEAN

Goalkeeper / Ht.: 6-4 / Wt.: 220 / Born: May 31, 1989

	GP/GS	MIN	GF	GA	SO	GAA	W-L-T	Y	R
2011	1/0	45	1	1	0	2.00	0-0-1	0	0
2012	1/0	45	0	0	0	0.00	0-0-0	0	0
2013	2/2	180	1	0	2	0.00	1-0-1	0	0
2015	1/0	45	0	0	0	0.00	0-0-0	0	0
2019	3/2	196	4	0	2	0.00	2-0-0	0	0
2020	1/1	76	1	0	0	0.00	1-0-0	0	0
2022	1/1	90	0	0	1	0.00	0-0-1	0	0
2023	3/3	270	7	1	2	0.33	1-0-2	0	0
8-Year Totals	13/9	947	14	2	7	0.19	6-0-5	0	0

KELLER, KASEY

Goalkeeper / Ht.: 6-2 / Wt.: 180 / Born: Nov. 29, 1969

	GP/GS	MIN	GF	GA	SO	GAA	W-L-T	Y	R
1990	6/5	450	12	5	0	1.00	4-0-1	0	0
1992	1/1	90	0	1	0	1.00	0-1-0	0	0
1995	4/4	360	10	5	2	1.25	3-1-0	1	0
1996	7/7	630	13	3	5	0.43	6-1-0	1	0
1997	6/6	540	9	6	3	1.00	2-1-3	0	0
1998	10/10	900	7	9	5	0.90	3-5-2	0	0
1999	5/5	412	4	5	1	1.09	2-3-0	0	0
2000	7/7	630	10	5	4	0.71	3-2-2	0	0
2001	4/4	360	3	1	3	0.25	2-1-1	0	0
2002	10/8	803	17	7	5	0.78	6-2-1	1	0
2003	7/7	640	17	4	5	0.56	6-1-0	0	0
2004	8/8	720	17	6	3	0.75	4-1-3	0	0
2005	14/14	1290	23	8	8	0.56	9-2-3	0	0
2006	7/7	585	4	11	1	1.69	1-4-1	1	0
2007	6/5	495	8	8	2	1.45	2-2-1	0	0
15-Year Totals	102/98	8905	154	84	47	0.85	53-27-18	4	0

MEOLA, TONY

Goalkeeper / Ht.: 6-1 / Wt.: 205 / Born: Feb. 21, 1969

	GP/GS	MIN	GF	GA	SO	GAA	W-L-T	Y	R
1988	1/1	90	0	1	0	1.00	0-1-0	0	0
1989	7/6	585	7	1	5	0.15	4-0-2	0	0
1990	15/14	1260	14	26	1	1.93	3-11-0	0	0
1991	16/16	1470	21	13	6	0.81	7-4-5	0	0
1992	16/16	1395	18	20	4	1.29	5-7-3	0	0
1993	18/18	1588	25	24	7	1.36	7-7-3	0	0
1994	14/14	1260	15	13	4	0.93	5-4-5	0	0
1999	3/3	197	3	1	2	0.46	1-0-1	0	0
2000	4/4	360	9	2	2	0.50	3-0-1	0	0
2001	3/3	270	3	4	0	1.33	1-2-0	0	0
2002	2/1	127	4	0	1	0.00	1-0-0	0	0
2006	1/1	90	1	1	0	1.00	0-0-1	0	0
12-Year Totals	100/97	8692	120	106	32	1.10	37-36-21	0	0

PERKINS, TROY

Goalkeeper / Ht.: 6-2 / Wt.: 190 / Born: July 20, 1981

	GP/GS	MIN	GF	GA	SO	GAA	W-L-T	Y	R
2009	6/6	570	13	8	3	1.26	5-1-0	0	0
2010	1/1	90	1	3	0	3.00	0-1-0	0	0
2-Year Totals	7/7	660	14	11	3	1.50	5-2-0	0	0

PRESTHUS, TOM

Goalkeeper / Ht.: 6-4 / Wt.: 205 / Born: April 5, 1975

	GP/GS	MIN	GF	GA	SO	GAA	W-L-T	Y	R
1999	1/0	45	2	1	0	2.00	1-0-0	0	0

REIS, MATT

Goalkeeper / Ht.: 6-1 / Wt.: 196 / Born: March 28, 1975

	GP/GS	MIN	GF	GA	SO	GAA	W-L-T	Y	R
2006	1/1	90	0	0	1	0.00	0-0-1	0	0
2007	1/1	90	3	1	0	1.00	1-0-0	0	0
2-Year Totals	2/2	180	3	1	1	0.50	1-0-1	0	0

RIMANDO, NICK

Goalkeeper / Ht.: 5-11 / Wt.: 180 / Born: June 17, 1979

	GP/GS	MIN	GF	GA	SO	GAA	W-L-T	Y	R
2002	1/0	45	1	0	0	0.00	0-0-0	0	0
2003	2/1	135	3	0	1	0.00	1-0-0	0	0
2010	1/1	90	2	1	0	1.00	1-0-0	0	0
2011	1/1	45	0	0	0	0.00	0-0-0	0	0
2012	1/1	45	1	0	0	0.00	1-0-0	0	0
2013	6/6	540	25	4	2	0.67	6-0-0	0	0
2014	4/3	315	5	3	1	0.86	1-0-2	0	0
2015	5/5	315	7	6	0	1.71	1-2-0	0	0
2017	1/1	90	0	0	1	0.00	0-0-1	0	0
9-Year Totals	22/19	1620	44	14	5	0.78	11-2-3	0	0

ROBLES, LUIS

Goalkeeper / Ht.: 6-1 / Wt.: 180 / Born: May 11, 1984

	GP/GS	MIN	GF	GA	SO	GAA	W-L-T	Y	R
2009	1/1	90	2	2	0	2.00	0-0-1	0	0
2016	1/1	90	3	2	0	2.00	1-0-0	0	0
2017	1/1	45	0	0	0	0.00	0-0-0	0	0
3-Year Totals	3/3	225	5	4	1	1.60	1-0-1	0	0

SCHULTE, PATRICK

Goalkeeper / Ht.: 6-3 / Wt.: 175 / Born: March 31, 2001

	GP/GS	MIN	GF	GA	SO	GAA	W-L-T	Y	R
2024	2/2	180	1	3	0	1.50	0-2-0	0	0

SLONINA, GAGA

Goalkeeper / Ht.: 6-4 / Wt.: 195 / Born: May 15, 2004

	GP/GS	MIN	GF	GA	SO	GAA	W-L-T	Y	R
2023	1/1	90	1	2	0	2.00	0-1-0	0	0

SOMMER, JUERGEN

Goalkeeper / Ht.: 6-5 / Wt.: 215 / Born: Feb. 27, 1969

	GP/GS	MIN	GF	GA	SO	GAA	W-L-T	Y	R
1994	2/0	43	1	1	0	2.09	0-1-0	0	0
1995	2/1	128	5	2	0	1.41	1-0-1	0	0
1996	1/1	90	2	1	0	1.00	0-1-0	0	0
1997	2/0	72	3	3	0	3.75	0-0-0	0	0
1998	1/1	90	2	2	0	2.00	0-0-1	0	0
5-Year Totals	8/3	423	13	9	0	1.92	1-2-2	0	0

STANISIC, SCOOP

Goalkeeper / Ht.: 6-2 / Wt.: 180 / Born: March 3, 1963

	GP/GS	MIN	GF	GA	SO	GAA	W-L-T	Y	R
1993	1/1	90	2	2	0	2.00	0-0-1	0	0

STEFFEN, ZACK**Goalkeeper / Ht.: 6-3 / Wt.: 190 / Born: April 2, 1995**

	GP/GS	MIN	GF	GA	SO	GAA	W-L-T	Y	R
2018	6/5	495	5	7	2	1.27	2-2-1	0	0
2019	11/11	974	17	11	4	1.02	6-5-0	0	0
2020	2/2	180	6	2	1	1.00	1-0-1	0	0
2021	7/7	609	13	5	2	0.74	5-0-1	1	0
2022	3/3	270	5	3	1	1.00	1-1-1	0	0
5-Year Totals	29/28	2458	46	28	10	1.00	16-8-4	1	0

THORNTON, ZACH**Goalkeeper / Ht.: 6-3 / Wt.: 210 / Born: Oct. 10, 1973**

	GP/GS	MIN	GF	GA	SO	GAA	W-L-T	Y	R
1994	1/0	21	0	0	0	0.00	0-0-0	0	0
1998	1/1	90	0	0	1	0.00	0-0-1	0	0
1999	4/3	253	5	3	0	1.07	1-1-0	0	0
2001	2/2	180	0	1	1	0.50	0-1-1	0	0
4-Year Totals	8/6	544	5	4	2	0.66	1-2-2	0	0

TURNER, MATT**Goalkeeper / Ht.: 6-3 / Wt.: 175 / Born: June 24, 1994**

	GP/GS	MIN	GF	GA	SO	GAA	W-L-T	Y	R
2021	13/13	1200	26	4	9	0.30	10-1-2	0	0
2022	11/11	990	15	8	7	0.73	5-3-3	0	0
2023	13/13	1230	35	10	7	0.73	8-2-3	1	0
2024	12/12	1065	18	14	4	1.18	6-3-2	1	0
4-Year Totals	49/49	4485	94	36	27	0.7229	9-10-2	0	0

WALKER, JONNY**Goalkeeper / Ht.: 6-3 / Wt.: 180 / Born: Sept. 13, 1974**

	GP/GS	MIN	GF	GA	SO	GAA	W-L-T	Y	R
2004	3/3	225	2	1	1	0.40	1-0-1	0	0

WELLS, ZACH**Goalkeeper / Ht.: 6-2 / Wt.: 185 / Born: Feb. 26, 1981**

	GP/GS	MIN	GF	GA	SO	GAA	W-L-T	Y	R
2006	1/0	10	0	0	0	0.00	0-0-0	0	0

YARBROUGH, WILLIAM**Goalkeeper / Ht.: 6-2 / Wt.: 160 / Born: March 20, 1989**

	GP/GS	MIN	GF	GA	SO	GAA	W-L-T	Y	R
2015	2/0	90	2	1	0	1.00	1-0-0	0	0
2016	1/1	45	1	0	0	0.00	0-0-0	0	0
2-Year Totals	3/1	135	3	1	0	0.66	1-0-0	0	0

YELLDILL, DAVID**Goalkeeper / Ht.: 6-4 / Wt.: 185 / Born: Oct. 1, 1981**

	GP/GS	MIN	GF	GA	SO	GAA	W-L-T	Y	R
2011	1/0	45	0	0	0	0.00	0-0-0	0	0

Key: A = assists; G = goals; GAA = Goals against average; GP/GS = games played/games started; MIN = minutes; G+A = goal contributions; R = red card; W-L-T = won-loss-tied record with player in line-up; Y = yellow card; R = red card.

U.S. Men's National Team All-Time Leaders

APPEARANCES

Name	Caps	Goals	Years
1. Jones, Cobi	164	15	1992-2004
2. Donovan, Landon	157	57	2000-2014
3. Michael Bradley	151	17	2006-2019
4. Dempsey, Clint	141	57	2004-2017
5. Agoos, Jeff	134	4	1988-2003
6. Balboa, Marcelo	127	13	1988-2000
7. Beasley, DaMarcus	126	17	2001-2017
8. Howard, Tim	121	0	2002-2017
9. Altidore, Jozy	115	41	2007-2019
10. Reyna, Claudio	112	8	1994-2006
11. Bocanegra, Carlos	110	14	2001-2012
Caligiuri, Paul	110	5	1984-1997
13. Wynalda, Eric	106	34	1990-2000
14. Keller, Kasey	102	0	1990-2007
15. Stewart, Earnie	101	17	1990-2004
16. Meola, Tony	100	0	1988-2006
Moore, Joe-Max	100	24	1992-2002
18. Lalas, Alexi	96	9	1991-1998
19. McBride, Brian	95	30	1993-2006
20. Harkes, John	90	6	1987-2000
21. Cherundolo, Steve	87	2	1999-2012
22. Hejduk, Frankie	85	7	1996-2009
Murray, Bruce	85	21	1985-1993
24. Friedel, Brad	82	0	1992-2004
Lewis, Eddie	82	10	1996-2008
Pope, Eddie	82	8	1996-2006

GAMES STARTED

Name	Starts	Caps	Years
1. Donovan, Landon	142	157	2000-2014
2. Michael Bradley	141	151	2006-2019
3. Agoos, Jeff	124	134	1988-2003
4. Dempsey, Clint	123	141	2004-2017
5. Howard, Tim	119	121	2002-2017
6. Balboa, Marcelo	117	127	1988-2000
7. Jones, Cobi	109	164	1992-2004
8. Bocanegra, Carlos	105	110	2001-2012
9. Beasley, DaMarcus	100	126	2001-2017
10. Keller, Kasey	99	102	1990-2007
11. Meola, Tony	97	100	1988-2006
12. Reyna, Claudio	94	112	1994-2006
Altidore, Jozy	94	115	2007-2019
14. Caligiuri, Paul	93	110	1984-1997
15. Wynalda, Eric	90	106	1990-2000
16. Harkes, John	89	90	1987-2000
17. Lalas, Alexi	87	96	1991-1998
18. Cherundolo, Steve	83	87	1999-2012
19. Pope, Eddie	82	82	1996-2006
20. Friedel, Brad	80	82	1992-2004
21. Stewart, Earnie	77	101	1990-2004
22. Dooley, Thomas	76	81	1992-1999
McBride, Brian	76	95	1993-2006
Murray, Bruce	76	85	1985-1993
25. Armstrong, Desmond	73	81	1987-1994

GOAL SCORERS

Name	Goals	Caps	Years
1. Dempsey, Clint	57	141	2004-2017
Donovan, Landon	57	157	2000-2014
3. Altidore, Jozy	41	115	2007-2019
4. Wynalda, Eric	34	106	1990-2000
5. Pulisic, Christian	32	76	2016-2024
6. McBride, Brian	30	95	1993-2006
7. Moore, Joe-Max	24	100	1992-2002
8. Murray, Bruce	21	85	1985-1993
9. Johnson, Eddie	19	63	2004-2014
10. Beasley, DaMarcus	17	123	2001-2015
Bradley, Michael	17	151	2006-2019
Stewart, Earnie	17	101	1990-2004
13. Jones, Cobi	15	164	1992-2004
14. Ferreira, Jesús	15	23	2020-2023
15. Bocanegra, Carlos	14	110	2001-2012
Zardes, Gyasi	14	68	2015-2022
17. Balboa, Marcelo	13	127	1988-2000
Pepi, Ricardo	13	33	2021-2024
Perez, Hugo	13	73	1984-1994
Wood, Bobby	13	45	2013-2018
21. Klopas, Frank	12	40	1988-1995
Mathis, Clint	12	46	1998-2005
23. Wondolowski Chris	11	35	2011-2016
Ching, Brian	11	45	2003-2010
McKennie, Weston	11	58	2017-2024
Morris, Jordan	11	50	2014-2024
Vermes, Peter	11	66	1988-1997
28. Pepi, Ricardo	10	22	2021-2023
Arriola, Paul	10	50	2016-2023
Lewis, Eddie	10	82	1996-2008
30. Kinneer, Dominic	9	54	1990-1994
Kirovski, Jovan	9	62	1994-2004
Lalas, Alexi	9	96	1991-1998
Millar, Peter	9	13	1968-1972
Roy, Willy	9	20	1965-1973
Wolff, Josh	9	52	1999-2008

ASSISTS

Name	Assists	Caps	Years
1. Donovan, Landon	58	157	2000-2014
2. Bradley, Michael	23	151	2006-2019
3. Jones, Cobi	22	164	1992-2004
4. Dempsey, Clint	19	141	2004-2017
Reyna, Claudio	19	112	1994-2006
6. Pulisic, Christian	18	76	2016-2024
7. Lewis, Eddie	17	82	1996-2008
Wynalda, Eric	17	106	1990-2000
9. Harkes, John	15	90	1987-2000
Ramos, Tab	15	81	1988-2000
11. Moore, Joe-Max	14	100	1992-2002
Altidore, Jozy	14	115	2007-2019
13. Beasley, DaMarcus	13	126	2001-2017
14. Johnson, Fabian	11	57	2011-2017
Bedoya, Alejandro	11	66	2010-2017
Henderson, Chris	11	79	1990-2001
Murray, Bruce	11	85	1985-1993
Lalas, Alexi	11	96	1991-1998
19. Zardes, Gyasi	10	68	2015-2022
Perez, Hugo	10	73	1984-1994
Cherundolo, Steve	10	87	1999-2012
McBride, Brian	10	95	1993-2006
Stewart, Earnie	10	101	1990-2004

ALL-TIME LEADERS

GAME-WINNING GOALS

Name	GWG	Caps	Era
1. Dempsey, Clint	18	141	2004-2017
2. Donovan, Landon	15	157	2000-2014
3. Altidore, Jozy	14	115	2007-2019
4. McBride, Brian	12	95	1993-2006
5. Wynalda, Eric	10	106	1990-2000
6. Pulisic, Christian	8	76	2016-2024
7. Kirovski, Jovan	7	62	1994-2004
Beasley, DaMarcus	7	126	2001-2017
9. Papi, Ricardo	6	33	2021-2024
Moore, Joe-Max	6	100	1992-2002
Bocanegra, Carlos	6	110	2001-2012
Jones, Cobi	6	164	1992-2004

GAME-WINNING ASSISTS

Name	GWG	Caps	Era
1. Donovan, Landon	19	157	2000-2014
2. Wynalda, Eric	7	106	1990-2000
Dempsey, Clint	7	141	2004-2017
Bradley, Michael	7	151	2006-2019
5. Zardes, Gyasi	6	68	2015-2022
Pulisic, Christian	6	76	2016-2024
Reyna, Claudio	6	112	1992-2006
8. Mathis, Clint	5	46	1998-2005
Bedoya, Alejandro	5	66	2010-2017
Ramos, Tab	5	81	1988-2000
Harkes, John	5	90	1987-2000
Stewart, Earnie	5	101	1990-2004
13. Wegerle, Roy	4	41	1992-1998
Ching, Brian	4	45	2003-2010
Convey, Bobby	4	46	2000-2007
Robinson, Antonee	4	50	2018-2024
Lewis, Eddie	4	82	1996-2008
McBride, Brian	4	95	1993-2006
Jones, Cobi	4	164	1992-2004

GOAL CONTRIBUTIONS (G+A)

Name	G+A	Caps	Era
1. Donovan, Landon	115	157	2000-2014
2. Dempsey, Clint	76	141	2004-2017
3. Altidore, Jozy	56	115	2007-2019
4. Wynalda, Eric	51	106	1990-2000
5. Pulisic, Christian	50	76	2016-2024
6. McBride, Brian	40	95	1993-2006
Bradley, Michael	40	151	2006-2019
8. Moore, Joe-Max	38	100	1992-2002
9. Jones, Cobi	37	164	1992-2004
10. Murray, Bruce	32	85	1985-1993
11. Beasley, DaMarcus	30	126	2001-2017
12. Lewis, Eddie	27	82	1996-2008
Stewart, Earnie	27	101	1990-2004
Reyna, Claudio	27	112	1994-2006
15. Zardes, Gyasi	24	68	2015-2022
16. Johnson, Eddie	23	63	2004-2014
Perez, Hugo	23	73	1984-1994
Ramos, Tab	23	81	1988-2000
20. Bocanegra, Carlos	22	110	2000-2012
21. Mathis, Clint	21	46	1998-2005
22. Harkes, John	21	90	1987-2000
23. Morris, Jordan	20	55	2014-2023
Lalas, Alexi	20	96	1991-1998
25. Ferreira, Jesús	19	23	2020-2023

Goalkeepers

APPEARANCES

Names	Caps	Starts	Years
1. Howard, Tim	121	119	2002-2017
2. Keller, Kasey	102	99	1990-2007
3. Meola, Tony	100	97	1988-2006
4. Friedel, Brad	82	79	1992-2004
5. Guzan, Brad	62	55	2006-2019
6. Turner, Matt	49	49	2021-2024
7. Steffen, Zach	29	28	2018-2022

WINS

Names	Wins	Caps	Years
1. Howard, Tim	63	121	2002-2017
2. Keller, Kasey	53	102	1990-2007
3. Meola, Tony	37	100	1988-2006
4. Guzan, Brad	32	64	2006-2019
5. Turner, Matt	29	49	2021-2024
6. Friedel, Brad	27	82	1992-2004
7. Steffen, Zach	15	29	2018-2022

SHUTOUTS

Names	SO	Caps	Years
1. Keller, Kasey	47	102	1990-2007
2. Howard, Tim	42	121	2002-2017
3. Meola, Tony	32	100	1988-2006
4. Turner, Matt	27	49	2021-2024
5. Friedel, Brad	24	82	1992-2004
6. Guzan, Brad	20	64	2006-2019

GOALS AGAINST AVERAGE (min. 30 GP)

Names	SO	Caps	Years
1. Turner, Matt	0.72	49	2021-2024
2. Keller, Kasey	0.85	102	1990-2007
3. Howard, Tim	1.05	121	2002-2017
4. Friedel, Brad	1.08	82	1992-2004
5. Meola, Tony	1.10	100	1988-2006

U.S. Soccer Attendance Records

U.S. Men's National Team Year-by-Year Attendance

Year	— HOME —			— AWAY —			— TOTALS —		
	Games	Total	Average	Games	Total	Average	Games	Total	Average
1990	11	181,942	16,540	11	190,316	17,301	22	372,258	16,921
1991	14	328,819	23,487	3	37,000	12,333	17	365,819	21,519
1992	12	273,199	22,767	9	272,000	30,222	21	545,199	25,962
1993	23	402,680	17,508	11	404,548	36,777	34	807,228	23,742
1994	21	647,417	30,829	6	118,084	19,681	27	765,501	28,352
1995	6	127,192	21,199	8	114,200	14,275	14	241,392	17,242
1996	12	428,824	35,735	4	58,035	14,509	16	486,859	30,429
1997	11	331,773	30,161	7	284,266	40,609	18	616,039	34,224
1998	11	309,747	28,159	5	160,209	32,042	16	469,956	29,372
1999	5	156,754	31,351	8	358,000	44,750	13	514,754	39,596
2000	12	424,036	35,336	5	57,000	11,400	17	481,036	28,296
2001	9	254,781	28,309	6	268,256	44,709	15	523,037	34,869
2002	12	349,245	29,104	8	291,776	36,472	20	641,021	32,051
2003	12	255,010	21,251	4	83,456	20,864	16	338,466	21,154
2004	9	178,569	19,841	6	116,967	19,495	15	295,536	19,702
2005	14	336,518	24,037	6	228,708	38,118	20	565,226	28,261
2006	8	162,876	20,360	5	216,895	43,379	13	379,771	29,213
2007	12	387,344	32,279	6	164,148	27,358	18	551,492	30,638
2008	7	216,187	30,884	7	161,733	23,105	14	377,920	26,994
2009	12	394,541	32,878	12	403,056	33,588	24	797,597	33,233
2010	7	249,730	35,676	7	259,652	37,093	14	509,382	36,384
2011	14	563,668	40,262	3	100,104	33,368	17	663,772	39,045
2012	6	199,259	33,210	8	178,447	22,306	14	377,706	26,979
2013	15	507,041	33,803	8	253,163	31,645	23	760,204	33,052
2014	7	240,619	34,374	8	244,768	30,596	15	485,387	32,359
2015	14	504,703	36,050	6	148,182	24,697	20	652,885	32,644
2016	14	415,903	29,707	5	74,713	18,678	19	490,616	27,256
2017	14	552,113	29,059	5	152,431	30,486	19	552,113	29,059
2018	7	169,087	31,026	4	172,196	43,049	11	341,283	31,026
2019	16	372,872	23,304	2	19,092	9,546	18	391,964	21,776
2020	2	11,672	5,836	2	0	0	4	11,672	2,918
2021	15	420,347	28,571	6	85,200	14,200	22	462,519	21,024
2022	6	123,805	20,634	10	289,249	28,925	16	413,054	25,816
2023	16	473,259	29,579	2	16,468	8,234	18	489,727	27,207
2024	12	454,859	37,905	2	69,037	34,519	14	523,896	37,421
Last 34 Years	396	11,394,719	28,774	213	5,707,636	26,796	609	17,102,355	28,082

All-Time Largest Men's Soccer Crowds in the United States

Date	Teams	Venue	Attendance
Aug. 2, 2014	Manchester United 3, Real Madrid 1	Michigan Stadium (Ann Arbor, Mich.)	109,318
July 30, 2016	Real Madrid 3, Chelsea 2	Michigan Stadium (Ann Arbor, Mich.)	105,826
Aug. 11, 1984	France 2, Brazil 0 (o)	Rose Bowl (Pasadena, Calif.)	101,799
Aug. 10, 1984	Yugoslavia 2, Italy 1 (o)	Rose Bowl (Pasadena, Calif.)	100,374
Aug. 6, 1984	France 4, Yugoslavia 2 (o)	Rose Bowl (Pasadena, Calif.)	97,451
July 17, 1994	Brazil 0, Italy 0 (3-2 pk) (wc)	Rose Bowl (Pasadena, Calif.)	94,194
June 26, 1994	USA 0, Romania 1 (wc)	Rose Bowl (Pasadena, Calif.)	93,869
Oct. 10, 2015	USA 2, Mexico 3 (aet) (cc)	Rose Bowl (Pasadena, Calif.)	93,723
June 22, 1994	USA 2, Colombia 1 (wc)	Rose Bowl (Pasadena, Calif.)	93,689
June 25, 2011	USA 2, Mexico 4 (gc)	Rose Bowl (Pasadena, Calif.)	93,420
June 19, 1994	Cameroon 2, Sweden 2 (wc)	Rose Bowl (Pasadena, Calif.)	93,194
Aug. 1, 2009	LA Galaxy 1, Barcelona 2	Rose Bowl (Pasadena, Calif.)	93,137
June 16, 1996	USA 2, Mexico 2	Rose Bowl (Pasadena, Calif.)	92,216
	LA Galaxy 3, Tampa Bay 2 (so-MLS)	Rose Bowl (Pasadena, Calif.)	92,216
July 13, 1994	Sweden 0, Brazil 1 (wc)	Rose Bowl (Pasadena, Calif.)	91,856
June 18, 1994	Colombia 1, Romania 3 (wc)	Rose Bowl (Pasadena, Calif.)	91,586
Feb. 10, 1999	Argentina 1, Mexico 0	L.A. Coliseum (Los Angeles, Calif.)	91,585
July 16, 1994	Sweden 4, Bulgaria 0 (wc)	Rose Bowl (Pasadena, Calif.)	91,500
Feb. 15, 1998	USA 0, Mexico 1 (gc)	L.A. Coliseum (Los Angeles, Calif.)	91,255
June 4, 1994	USA 1, Mexico 0	Rose Bowl (Pasadena, Calif.)	91,123
March 3, 2010	Mexico 2, New Zealand 0	Rose Bowl (Pasadena, Calif.)	90,526
July 3, 1994	Romania 3, Argentina 2 (wc)	Rose Bowl (Pasadena, Calif.)	90,469
Aug. 10, 2005	Chivas USA 0, LA Galaxy 1	L.A. Coliseum (Los Angeles, Calif.)	88,816
	Guadalajara 1, Club America 2	L.A. Coliseum (Los Angeles, Calif.)	88,816
Jan. 21, 1996	USA 3, Guatemala 1 (gc)	L.A. Coliseum (Los Angeles, Calif.)	88,125
	Mexico 1, Brazil 0 (gc)	L.A. Coliseum (Los Angeles, Calif.)	88,125
July 27, 2016	Paris Saint-Germain 3, Real Madrid 1	Ohio Stadium (Columbus, Ohio)	86,641
Aug. 3, 1996	Nigeria 3, Argentina 2 (o)	Sanford Stadium (Athens, Ga.)	86,117
July 19, 2009	Mexico 4, Haiti 0 (gc)	Cowboys Stadium (Arlington, Texas)	85,000
	Guadeloupe, Costa Rica (gc)	Cowboys Stadium (Arlington, Texas)	85,000
July 4, 1994	USA 0, Brazil 1 (wc)	Stanford Stadium (Palo Alto, Calif.)	84,177
July 20, 1996	USA 1, Argentina 3 (o) +	Legion Field (Birmingham, Ala.)	83,810
Aug. 8, 1984	Brazil 2, Italy 1 (o)	Stanford Stadium (Palo Alto, Calif.)	83,642
July 10, 1994	Sweden 2, Romania 2 (5-4 pk) (wc)	Stanford Stadium (Palo Alto, Calif.)	83,500
June 26, 1994	Switzerland 0, Colombia 2 (wc)	Stanford Stadium (Palo Alto, Calif.)	83,401
June 24, 1994	Brazil 3, Cameroon 0 (wc)	Stanford Stadium (Palo Alto, Calif.)	83,401
Aug. 3, 2016	Real Madrid 1, Bayern Munich 0	MetLife Stadium (E. Rutherford, N.J.)	82,012
July 30, 2011	Manchester United 2, Barcelona 1	FedEx Field (Landover, Md.)	81,807
July 24, 2013	USA 3, Honduras 1 (gc)	Cowboys Stadium (Arlington, Texas)	81,410
July 21, 2009	Chelsea 2, Inter Milan 0	Rose Bowl (Pasadena, Calif.)	81,224
June 20, 1994	Brazil 2, Russia 0 (wc)	Stanford Stadium (Palo Alto, Calif.)	81,061
June 5, 2011	Mexico 5, El Salvador 0 (gc)	Cowboys Stadium (Arlington, Texas)	80,108
July 26, 2009	Mexico 5, USA 0 (gc)	Giants Stadium (East Rutherford, N.J.)	79,156
July 31, 2003	Manchester United 4, Juventus 1	Giants Stadium (East Rutherford, N.J.)	79,005
Aug. 12, 2006	Barcelona 4, New York Red Bulls 1	Giants Stadium (East Rutherford, N.J.)	79,002
March 26, 2011	USA 1, Argentina 1	New Meadowlands Stadium (East Rutherford, N.J.)	78,936
June 18, 2011	Mexico 2, Guatemala 1	New Meadowlands Stadium (East Rutherford, N.J.)	78,807
June 8, 2008	USA 0, Argentina 0	Giants Stadium (East Rutherford, N.J.)	78,682
July 31, 1996	Nigeria 4, Brazil 3 (ot) (o)	Sanford Stadium (Athens, Ga.)	78,587
July 14, 1996	MLS All-Star / FIFA World All-Star Game	Giants Stadium (East Rutherford, N.J.)	78,416
July 29, 1984	USA 3, Costa Rica 0 (o)	Stanford Stadium (Palo Alto, Calif.)	78,265
July 30, 1996	Argentina 2, Portugal 0 (o)	Sanford Stadium (Athens, Ga.)	78,212

All-Time Largest Crowds in U.S. Men's National Team History at Home

Date	Opponent	Score	Venue	Attendance
June 26, 1994	Romania (wc)	0-1 L	Rose Bowl (Pasadena, Calif.)	93,869
Oct. 10, 2015	Mexico (cc)	2-3 L (aet)	Rose Bowl (Pasadena, Calif.)	93,723
June 22, 1994	Colombia (wc)	2-1 W	Rose Bowl (Pasadena, Calif.)	93,689
June 25, 2011	Mexico (gc)	2-4 L	Rose Bowl (Pasadena, Calif.)	93,420
June 16, 1996	Mexico	2-2 T	Rose Bowl (Pasadena, Calif.)	92,216
Feb. 15, 1998	Mexico (gc)	0-1 L	L.A. Coliseum (Los Angeles, Calif.)	91,255
June 4, 1994	Mexico	1-0 W	Rose Bowl (Pasadena, Calif.)	91,123
Jan. 21, 1996	Guatemala (gc)	3-1 W	L.A. Coliseum (Los Angeles, Calif.)	88,125
July 4, 1994	Brazil (wc)	0-1 L	Stanford Stadium (Palo Alto, Calif.)	84,177
July 20, 1996	Argentina (o) +	1-3 L	Legion Field (Birmingham, Ala.)	83,810
July 24, 2013	Honduras (gc)	3-1 W	Cowboys Stadium (Arlington, Texas)	81,410
July 26, 2009	Mexico (gc)	0-5 L	Giants Stadium (East Rutherford, N.J.)	79,156
March 26, 2011	Argentina	1-1 T	New Meadowlands Stadium (East Rutherford, N.J.)	78,936
June 8, 2008	Argentina	0-0 T	Giants Stadium (East Rutherford, N.J.)	78,682
July 29, 1984	Costa Rica (o)	3-0 W	Stanford Stadium (Palo Alto, Calif.)	78,265
Aug. 10, 2010	Brazil	0-2 L	New Meadowlands (E. Rutherford, N.J.)	77,223
June 18, 1994	Switzerland (wc)	1-1 T	Pontiac Silverdome (Detroit, Mich.)	73,425
June 21, 2016	Argentina (ca)	0-4 L	NRG Stadium (Houston, Texas)	70,858
July 21, 2013	El Salvador (gc)	5-1 W	M&T Bank Stadium (Baltimore, Md.)	70,540
July 22, 2015	Jamaica (gc)	1-2 L	Georgia Dome (Atlanta, Ga.)	70,511
June 22, 2011	Panama (gc)	1-0 W	Reliant Stadium (Houston, Texas)	70,267
Feb. 6, 2008	Mexico	2-2 T	Reliant Stadium (Houston, Texas)	70,103
May 8, 2003	Mexico	0-0 T	Reliant Stadium (Houston, Texas)	69,582
May 30, 2012	Brazil	1-4 L	FedExField (Landover, Md.)	67,619
June 3, 2016	Colombia (ca)	0-2 L	Levi's Stadium (Santa Clara, Calif.)	67,439
April 15, 2015	Mexico	2-0 W	Alamodome (San Antonio, Texas)	64,369
June 4, 2011	Spain	0-4 L	Gillette Stadium (Foxborough, Mass.)	64,121
July 31, 1984	Italy (o)	0-1 L	Rose Bowl (Pasadena, Calif.)	63,624
July 26, 2017	Jamaica (gc)	2-1 W	Levi's Stadium (Santa Clara, Calif.)	63,032
July 7, 2019	Mexico (gc)	0-1 L	Soldier Field (Chicago, Ill.)	62,493
Feb. 7, 2007	Mexico	2-0 W	Univ. of Phoenix Stadium (Glendale, Ariz.)	62,424
Feb. 24, 1990	Soviet Union	1-3 L	Stanford Stadium (Palo Alto, Calif.)	61,132
Oct. 25, 2000	Mexico	2-0 W	L.A. Coliseum (Los Angeles, Calif.)	61,072
June 12, 2024	Brazil	1-1 T	Inter&Co Stadium (Orlando, Fla.)	60,016
June 24, 2007	Mexico (gc)	2-1 W	Soldier Field (Chicago, Ill.)	60,000
March 24, 2024	Mexico (cnl)	2-0 W	AT&T Stadium (Arlington, Texas)	59,471
June 27, 2024	Panama (ca)	1-2 L	Mercedes-Benz Stadium (Atlanta, Ga.)	59,145
April 2, 2014	Mexico	2-2 T	University of Phoenix Stadium (Glendale, Ariz.)	59,066
July 24, 1996	Portugal (o) +	1-1 T	RFK Stadium (Washington, D.C.)	58,012
July 28, 2013	Panama (gc)	1-0 W	Soldier Field (Chicago, Ill.)	57,920
April 20, 1997	Mexico (wcq)	2-2 T	Foxborough Stadium (Foxborough, Mass.)	57,407
June 6, 2009	Honduras (wcq)	2-0 W	Soldier Field (Chicago, Ill.)	55,647
May 29, 2010	Turkey	2-1 W	Lincoln Financial Field (Philadelphia, Pa.)	55,407
July 23, 2009	Honduras (gc)	2-0 W	Soldier Field (Chicago, Ill.)	55,173
June 8, 2024	Colombia	1-5 L	Northwest Stadium (Landover, Md.)	55,494
July 1, 2024	Uruguay (ca)	0-1 L	Arrowhead Stadium (Kansas City, Mo.)	55,460
Aug. 2, 1984	Egypt (o)	1-1 T	Stanford Stadium (Palo Alto, Calif.)	54,973
Sept. 1, 2001	Honduras (wcq)	2-3 L	RFK Stadium (Washington, D.C.)	54,282
June 13, 1993	Germany	3-4 L	Soldier Field (Chicago, Ill.)	53,549
Nov. 16, 1997	El Salvador (wcq)	4-2 W	Foxborough Stadium (Foxborough, Mass.)	53,193
Dec. 18, 1993	Germany	0-3 L	Stanford Stadium (Palo Alto, Calif.)	52,397
Jan. 16, 1996	El Salvador (gc)	2-0 W	Anaheim Stadium (Anaheim, Calif.)	52,355
June 7, 2014	Nigeria	2-1 W	EverBank Field (Jacksonville, Fla.)	52,033
Sept. 3, 2000	Guatemala (wcq)	1-0 W	RFK Stadium (Washington, D.C.)	51,996
Oct. 3, 1997	Jamaica (wcq)	1-1 T	RFK Stadium (Washington, D.C.)	51,528
June 1, 1991	Ireland	1-1 T	Foxborough Stadium (Foxborough, Mass.)	51,273
June 11, 2016	Paraguay (ca)	1-0 W	Lincoln Financial Field (Philadelphia, Pa.)	51,041
June 21, 2007	Canada (gc)	2-1 W	Soldier Field (Chicago, Ill.)	50,760
Mar. 13, 1999	Mexico	1-2 L	Qualcomm Stadium (San Diego, Calif.)	50,324
Jan. 16, 2000	Iran	1-1 T	Rose Bowl (Pasadena, Calif.)	50,181
Feb. 12, 2000	Haiti (gc)	3-0 W	Orange Bowl (Miami, Fla.)	49,513
April 2, 2002	Mexico	1-0 W	Invesco Field (Denver, Colo.)	48,476

(continued next page)

ALL-TIME ATTENDANCE RECORDS

Date	Opponent	Score	Venue	Attendance
Sept. 6, 2019	Mexico	0-3 L	MetLife Stadium (East Rutherford, N.J.)	47,960
June 23, 2024	Bolivia (ca)	2-0 W	AT&T Stadium (Arlington, Texas)	47,873
May 28, 2005	England	1-2 L	Soldier Field (Chicago, Ill.)	47,637
July 8, 2017	Panama (gc)	1-1 T	Nissan Stadium (Nashville, Tenn.)	47,622
June 2, 2013	Germany	4-3 W	RFK Stadium (Washington, D.C.)	47,359
June 16, 2016	Ecuador (ca)	2-1 W	CenturyLink Field (Seattle, Wash.)	47,322
July 10, 2015	Haiti	1-0 W	Gillette Stadium (Foxborough, Mass.)	46,720
May 30, 1998	Scotland	0-0 T	RFK Stadium (Washington, D.C.)	46,037
July 22, 1996	Tunisia (o) +	2-0 W	Legion Field (Birmingham, Ala.)	45,687
July 22, 2017	Costa Rica (gc)	2-0 W	AT&T Stadium (Arlington, Texas)	45,516
June 19, 2011	Jamaica (gc)	2-0 W	RFK Stadium (Washington, D.C.)	45,423
March 3, 2001	Brazil	1-2 L	Rose Bowl (Pasadena, Calif.)	45,387
April 28, 2004	Mexico	1-0 W	Cotton Bowl (Dallas, Texas)	45,048
June 11, 2000	Mexico	3-0 W	Giants Stadium (East Rutherford, N.J.)	45,008
July 3, 2015	Guatemala	4-0 W	Nissan Stadium (Nashville, Tenn.)	44,835
June 6, 1993	Brazil	0-2 L	Yale Bowl (New Haven, Conn.)	44,579
Aug. 2, 1991	Sheffield Wednesday	2-0 W	Veteran's Stadium (Philadelphia, Pa.)	44,261
Jan. 29, 1994	Russia	1-1 T	Seattle Kingdome (Seattle, Wash.)	43,651
Sept. 9, 2007	Brazil	2-4 L	Soldier Field (Chicago, Ill.)	43,543
Nov. 13, 2015	St. Vincent & The Grenadines (wcq)	6-1 W	Busch Stadium (St. Louis, Mo.)	43,433
Aug. 25, 1989	Dnepr (USSR)	1-0 W	Franklin Field (Philadelphia, Pa.)	43,356
Jan. 19, 2002	Korea Republic (gc)	2-1 W	Rose Bowl (Pasadena, Calif.)	42,117
July 21, 2005	Honduras (gc)	2-1 W	Giants Stadium (East Rutherford, N.J.)	41,721
June 16, 1991	A.C. Milan	1-1 T	Soldier Field (Chicago, Ill.)	41,541
July 5, 1991	Mexico (gc)	2-0 W	L.A. Coliseum (Los Angeles, Calif.)	41,103
June 11, 2013	Panama (wcq)	2-0 W	CenturyLink Field (Seattle, Wash.)	40,847
June 4, 2005	Costa Rica (wcq)	3-0 W	Rice-Eccles Stadium (Salt Lake City, Utah)	40,586
Dec. 14, 1996	Costa Rica (wcq)	2-0 W	Stanford Stadium (Palo Alto, Calif.)	40,527
Oct. 7, 2001	Jamaica (wcq)	2-1 W	Foxborough Stadium (Foxborough, Mass.)	40,483
Sept. 11, 2018	Mexico	1-0 W	Nissan Stadium (Nashville, Tenn.)	40,194
June 13, 1999	Argentina	1-0 W	RFK Stadium (Washington, D.C.)	40,119
July 7, 1991	Honduras (gc)	0-0 T (4-3 pk)	L.A. Coliseum (Los Angeles, Calif.)	39,873
June 7, 2016	Costa Rica (ca)	4-0 W	Soldier Field (Chicago, Ill.)	39,642
July 11, 2004	Poland	1-1 T	Soldier Field (Chicago, Ill.)	39,529

(wc) 1994 World Cup

(o) Olympics

(gc) Gold Cup

(wcq) World Cup qualifying

(cc) CONCACAF Cup

(ca) Copa America Centenario

(cnl) Concacaf Nations League

+ U.S. Under-23 Men's National Team

List does not include Women's World Cup / MLS doubleheader on July 4, 1999

See the U.S. Women's National Team Media Guide for All-Time Largest Women's Crowds

U.S. Men's National Team – Team Records

ALL-TIME RECORDS

Most consecutive wins (overall)

12; 6/2/13 – 8/14/13

Most consecutive wins (in the USA)

14; 10/11/19 – 8/1/21

Most consecutive wins (outside the USA)3 (five times)
10/17/07 – 3/26/08
6/22/08-9/6/08
11/15/11-2/29/12
5/22/16-10/7/16
11/16/20 – 3/28/21**Most consecutive games unbeaten (overall)**

16; 3/13/04 – 3/19/05

Most consecutive games unbeaten (in the USA)26; 9/10/19 – 6/10/22
16; 1/19/08 – 7/23/09
15; 6/4/05 – 4/11/06
14; 6/13/99 – 1/27/01**Most consecutive games unbeaten (outside the USA)**6; 3/31/04 – 2/9/05
5; 11/19/19 – 3/28/21**Most consecutive losses (overall)**

12; 10/16/73 – 8/25/75

Most consecutive losses (in the USA)

5; 6/19/49 – 5/28/59

Most consecutive losses (outside the USA)

11; 10/16/73 – 8/25/75

Most consecutive shutouts earned (overall)6; 6/8/08 – 9/10/08
5; 7/18/21 – 9/2/21**Most consecutive shutouts against (overall)**

5; 11/18/90 – 2/21/91

MATCH RECORDS

Most goals scored8 (two times)
11/14/93, USA 8, Cayman Islands 1
6/15/08, USA 8, Barbados 0***Most goals scored, defeat**3 (four times)
8/17/30 – USA 3, Brazil 4
9/19/37 – USA 3, Mexico 7
6/8/53 – USA 3, England 6
6/13/93 – USA 3, Germany 4**Most goals allowed**11 (two times)
5/30/28 – USA 2, Argentina 11 ++
8/6/48 – USA 0 Norway 11**Most goals allowed, win**3 (five times)
10/20/68 – USA 6, Haiti 3
10/8/95 – USA 4, Saudi Arabia 3
6/2/13 – USA 4, Germany 3
8/14/13 – USA 4, Bosnia-Herzegovina 3
6/5/15 – USA 4, Netherlands 3**Most goals both teams**

13; 5/20/28 – USA 2, Argentina 11 ++

Largest margin of victory

8; 6/15/08 – USA 8, Barbados 0*

Largest margin of victory, shutout

8; 6/15/08 – USA 8, Barbados 0*

Largest margin of defeat

11; 8/6/48 – USA 0 Norway 11

Largest margin of defeat, shutout

11; 8/6/48 – USA 0 Norway 11

SEASON RECORDS

Most international matches played

34; 1993

Most wins

17; 2021

Most losses

11; 1990

Most ties

11; 1993

Most consecutive wins

12; 2013

Most consecutive losses

5; 1975, 2007

U.S. Men's National Team - Individual Records

MATCH RECORDS

Most goals

4 (five times)
 Archie Stark, 11/8/25 vs. Canada
 Aldo "Buff" Donelli, 5/24/34 vs. Mexico *
 Joe-Max Moore, 12/5/93 vs. El Salvador
 Landon Donovan, 7/19/03 vs. Cuba
 Jesús Ferreira, 6/10/22 vs. Grenada &

Most assists

3 (five times)
 Cobi Jones,
 11/14/93 vs. Cayman Islands
 Landon Donovan,
 4/1/09 vs. Trinidad & Tobago *
 Landon Donovan,
 7/21/13 vs. El Salvador
 Jordan Morris,
 10/11/19 vs. Cuba &
 Jesús Ferreira,
 1/31/21 vs. Trinidad & Tobago

SEASON RECORDS

Most games played

30; Cobi Jones, 1993

Most games played in debut year

19 (two times)
 Claudio Reyna, 1994
 Gyasi Zardes, 2015

Most consecutive games

21 (two times)
 Marcelo Balboa, 1992
 Mike Windischmann, 1990

Most games started

26; Chris Henderson, 1993

Most consecutive starts

21; Marcelo Balboa, 1992

Most goals

9 (three times)
 Eric Wynalda, 1996
 Landon Donovan, 2007
 Clint Dempsey, 2015

Most wins by a goalkeeper

10; Matt Turner, 2021

Most assists

10; Landon Donovan, 2009

Most shutouts

9; Matt Turner, 2021

CAREER RECORDS

Most games played

164; Cobi Jones, 1992-2004

Most consecutive games played

36; Mike Windischmann,
 7/13/88 – 11/21/90

Most consecutive games started

33; Mike Windischmann,
 7/13/88 – 9/15/90

Most consecutive appearances scoring a goal

5; Jozy Altidore, 6/2/13 – 8/14/13
 4 (six times)
 William Looby, 1/14/54 – 8/25/55
 Eric Wynalda, 6/16/96 – 11/10/96
 Brian McBride, 6/11/00 – 1/27/01
 Eddie Johnson, 10/9/04 – 2/9/05
 Landon Donovan, 6/4/05 – 7/9/05
 Landon Donovan, 6/12/07 – 6/24/07

Most consecutive appearances with an assist

4 (two times)
 Landon Donovan,
 6/13/04-8/18/04
 Landon Donovan,
 8/12/09-10/10/09

Most games started

142; Landon Donovan,
 2000-2014

Most goals

57; Landon Donovan,
 2000-2014
 57; Clint Dempsey,
 2004-2017

Most assists

58; Landon Donovan,
 2000-2014

Most shutouts

47; Kasey Keller, 1990-2007

* FIFA World Cup qualifier

++ Olympics (prior to 1930,
 Olympic caps counted as
 full caps)

& Concacaf Nations League

Assists and points have been
 recorded since 1990

U.S. Men's National Team - Statistical Breakdown - Team

MOST GOALS SCORED IN A GAME

Eight-Goal Games (2)

11/14/93 vs. Cayman Islands (8-1)
6/15/08 vs. Barbados (8-0) *

Seven-Goal Games (5)

12/5/93 vs. El Salvador (7-0)
8/16/00 vs. Barbados (7-0) *
10/11/19 vs. Cuba (7-0) &
1/31/21 vs. Trinidad and Tobago (7-0)
3/24/23 at Grenada (7-1) &

Six-Goal Games (18)

11/8/25 vs. Canada (6-1)
11/6/26 vs. Canada (6-1)
10/20/68 @ Haiti (6-3)
11/2/68 vs. Bermuda (6-2) *
10/13/04 vs. Panama (6-0) *
10/11/08 vs. Cuba (6-1) *
7/5/13 vs. Guatemala (6-0)
7/9/13 vs. Belize (6-1)
7/18/15 vs. Cuba (6-0) ^
11/13/15 vs. St. Vincent and the Gren. (6-1) *
9/2/16 at St. Vincent and the Gren. (6-0) *
3/24/17 vs. Honduras (6-0) *
6/22/19 vs. Trinidad & Tobago ^
11/16/20 vs. Panama (6-2)
12/9/20 vs. El Salvador (6-0)
7/15/21 vs. Martinique (6-1) ^
6/28/23 vs. St. Kitts and Nevis (6-0) ^
7/2/23 vs. Trinidad & Tobago (6-0) ^

Five-Goal Games (11)

9/21/49 n. Cuba (5-2) *
12/12/79 vs. Bermuda (5-0)
8/13/88 vs. Jamaica (5-1) *
4/4/92 vs. China (5-0)
10/19/92 n. Ivory Coast (5-2)
5/16/02 vs. Jamaica (5-0)
7/19/03 vs. Cuba (5-0)
1/29/06 vs. Norway (5-0)
5/26/12 vs. Scotland (5-1)
7/21/13 vs. El Salvador (5-1)
6/10/22 vs. Grenada (5-0) &

Four-Goal Games (35)

5/24/34 n. Mexico (4-2) *
10/6/84 vs. Neth. Antilles (4-0) *
4/8/90 vs. Iceland (4-1)
5/30/90 @ Liechtenstein (4-1)
5/7/94 vs. Estonia (4-0)
6/18/95 vs. Mexico (4-0)
10/8/95 vs. Saudi Arabia (4-3)
11/16/97 vs. Honduras (4-2) *
6/3/00 vs. South Africa (4-0)
11/15/00 @ Barbados (4-0) *
1/27/02 vs. El Salvador (4-0)
3/2/02 vs. Honduras (4-0)
1/19/03 vs. Canada (4-0)
6/2/04 vs. Honduras (4-0)
7/7/05 vs. Cuba (4-1)
2/19/06 vs. Guatemala (4-0)
6/2/07 vs. China (4-1)
6/12/07 vs. El Salvador (4-0)
7/4/09 vs. Grenada (4-0)
6/2/13 vs. Germany (4-3)
8/14/13 vs. Bosnia-Herzegovina (4-3)
7/3/15 vs. Guatemala (4-0)
3/29/16 vs. Guatemala (4-0) *
5/28/16 vs. Bolivia (4-0)
6/7/16 vs. Costa Rica (4-0)+
9/6/16 vs. Trinidad & Tobago (4-0) *
10/6/17 vs. Panama (4-0) *
6/18/19 vs. Guyana (4-0) ^
11/15/19 vs. Canada (4-1) &
11/19/19 vs. Cuba (4-0 W) &
3/25/21 vs. Jamaica (4-1 W)
6/9/21 vs. Costa Rica (4-0 W)
9/12/23 vs. Oman (4-0)
10/17/23 vs. Ghana (4-0)
11/18/24 vs. Jamaica (4-2) &

MOST GOALS ALLOWED IN A GAME

Eleven-Goal Games Against (2)

5/30/28 n. Argentina (2-11) ++
8/6/48 @ Norway (0-11)

Ten-Goal Games Against (1)

5/27/64 vs. England (0-10)

Nine-Goal Games Against (2)

8/2/48 vs. Italy (0-9) ++
11/28/56 vs. Yugoslavia (1-9) ++

Eight-Goal Games Against (1)

7/16/52 vs. Italy (0-8) ++

Seven-Goal Games Against (4)

5/27/34 @ Italy (1-7) **
9/12/37 @ Mexico (2-7)
9/19/37 @ Mexico (3-7)
4/28/57 vs. Mexico (2-7) *

Six-Goal Games Against (8)

7/26/30 n. Argentina (1-6) **
9/4/49 @ Mexico (0-6) *
9/18/49 @ Mexico (2-6) *
4/30/52 @ Scotland (0-6)
6/8/53 vs. England (3-6)
4/7/57 @ Mexico (0-6) *
8/21/75 n. Argentina (0-6)
5/2/79 vs. France (0-6)

Five-Goal Games Against (12)

9/26/37 @ Mexico (1-5)
7/13/47 @ Mexico (0-5)
7/20/47 @ Cuba (2-5)
8/11/48 @ N. Ireland (0-5)
7/2/50 n. Chile (2-5) **
6/22/57 @ Canada (1-5) *
10/21/68 @ Haiti (2-5)
11/9/80 @ Mexico (1-5) *
6/16/85 vs. England (0-5)
6/10/90 n. Czechoslovakia (1-5) **
7/26/09 vs. Mexico (0-5)
6/8/24 vs. Colombia (1-5)

Four-Goal Games Against

39 times

LARGEST MARGIN OF VICTORY

Eight-Goal Victories (1)

6/15/08 vs. Barbados (8-0) *

Seven-Goal Victories (5)

11/14/93 vs. Cayman Islands (8-1)
12/5/93 vs. El Salvador (7-0)
8/16/00 vs. Barbados (7-0) *
10/11/19 vs. Cuba (7-0) &
1/31/21 vs. Trinidad and Tobago (7-0)

Six-Goal Victories (9)

10/13/04 vs. Panama (6-0) *
7/5/13 vs. Guatemala (6-0)
7/18/13 vs. Cuba (6-0) ^
9/2/16 @ St. Vincent and the Gren. (6-0) *
3/24/16 vs. Honduras (6-0 W) *
6/22/19 vs. Trinidad & Tobago (6-0) ^
3/24/23 at Grenada (7-1) &
6/28/23 vs. St. Kitts and Nevis (6-0) ^
7/2/23 vs. Trinidad & Tobago (6-0) ^

Five-Goal Victories (11)

11/8/25 vs. Canada (6-1)
11/6/26 vs. Canada (6-1)
12/12/79 vs. Bermuda (5-0)
4/4/92 vs. China (5-0)
5/16/02 vs. Jamaica (5-0)
7/19/03 vs. Cuba (5-0)
1/29/06 vs. Norway (5-0)
10/11/08 vs. Cuba (6-1) *
7/9/13 vs. Belize (6-1)
11/13/15 vs. St. Vincent and the Gren. (6-1) *
7/15/21 vs. Martinique (6-1) ^

Four-Goal Victories (28)

11/2/68 vs. Bermuda (6-2) *
10/6/84 vs. Netherlands Antilles (4-0) *
8/13/88 vs. Jamaica (5-1) *
5/7/94 vs. Estonia (4-0)
6/18/95 vs. Mexico (4-0)
6/3/00 vs. South Africa (4-0)
(continued on next page)

STATISTICAL BREAKDOWN

11/15/00 @ Barbados (4-0) *
1/27/02 vs. El Salvador (4-0)
3/2/02 vs. Honduras (4-0)
1/19/03 vs. Canada (4-0)
6/2/04 vs. Honduras (4-0)
2/19/06 vs. Guatemala (4-0)
6/12/07 vs. El Salvador (4-0)
7/4/09 vs. Grenada (4-0)
5/26/12 vs. Scotland (5-1)
7/21/13 vs. El Salvador (5-1)
7/3/15 vs. Guatemala (4-0)
3/29/16 vs. Guatemala (4-0)*
5/28/16 vs. Bolivia (4-0)
6/7/16 vs. Costa Rica (4-0)+
9/6/16 vs. Trinidad & Tobago (4-0)*
10/6/17 vs. Panama (4-0 W) *
6/18/19 vs. Guyana (4-0 W) ^
11/19/19 vs. Cuba (4-0 W) &
6/9/21 vs. Costa Rica (4-0 W)
6/10/22 vs. Grenada (5-1) &
9/12/23 vs. Oman (4-0)
10/17/23 vs. Ghana (4-0)

LARGEST MARGIN OF DEFEAT

Eleven-Goal Defeats (1)

8/6/48 @ Norway (0-11)

Ten-Goal Defeats (1)

5/27/64 vs. England (0-10)

Nine-Goal Defeats (2)

5/30/28 n. Argentina (2-11) ++

8/2/48 vs. Italy (0-9) ++

Eight-Goal Defeats (2)

7/16/52 vs. Italy (0-8) ++

11/28/56 vs. Yugoslavia (1-9) ++

Seven-Goal Defeats (2)

5/28/59 vs. England (1-8)

3/26/75 @ Poland (0-7)

Six-Goal Defeats (6)

5/27/34 @ Italy (1-7) **

9/4/49 @ Mexico (0-6) *

4/30/52 @ Scotland (0-6)

4/7/57 @ Mexico (0-6) *

8/21/75 n. Argentina (0-6)

5/2/79 vs. France (0-6)

Five-Goal Defeats (7)

7/26/30 n. Argentina (1-6) **

9/12/37 @ Mexico (2-7)

7/13/47 n. Mexico (0-5)

8/11/48 @ N. Ireland (0-5)

4/28/57 vs. Mexico (2-7) *

6/16/85 vs. England (0-5)

7/26/09 vs. Mexico (0-5)

Four-Goal Defeats

18 times

U.S. Men's National Team – Statistical Breakdown – Individual

MOST GOALS SCORED IN A GAME

Four-Goal Games (5)

Archie Stark;
11/8/25 vs. Canada (6-1)
Aldo "Buff" Donelli;
5/24/34 n. Mexico (4-2) *
Joe-Max Moore;
12/5/93 vs. El Salvador (7-0)
Landon Donovan;
7/19/03 vs. Cuba (5-0)
Jesús Ferreira;
6/10/22 vs. Grenada (5-1) &

Three-Goal Games (14)

Bert Patenaude;
7/17/30 n. Paraguay (3-0) **
Peter Millar;
10/20/68 @ Haiti (6-3)
Peter Millar;
11/2/68 vs. Bermuda (6-2) *
Brian McBride;
1/27/02 vs. El Salvador (4-0)
Eddie Johnson;
10/13/04 vs. Panama (6-0) *
Taylor Twellman;
1/29/06 vs. Norway (5-0)
Landon Donovan;
3/25/07 vs. Ecuador (3-1)
Sacha Kljestan;
1/24/09 vs. Sweden (3-2)
Jozy Altidore;
4/1/09 vs. Trinidad & Tobago (3-0) *
Landon Donovan;
5/26/12 vs. Scotland (5-1)
Chris Wondolowski;
7/9/13 vs. Belize (6-1)
Jozy Altidore;
8/14/13 @ Bosnia-Herzegovina (4-3)
Clint Dempsey;
1/18/15 vs. Cuba (6-0) ^
Clint Dempsey;
3/24/17 vs. Honduras (6-0 W) *
Weston McKennie;
10/11/19 vs. Cuba (7-0) &
Christian Pulisic;
3/27/22 vs. Panama (5-1) *
Jesús Ferreira;
6/28/23 vs. St. Kitts and Nevis (6-0) ^
Jesús Ferreira;
7/2/23 vs. Trinidad and Tobago (6-0) ^

KEY: vs. indicates U.S. at home

@ indicates U.S. at opponent

n. indicates neutral venue

* FIFA World Cup qualifier

** FIFA World Cup

++ Olympics (1956 and earlier)

^ CONCACAF Gold Cup

& CONCACAF Nations League

U.S. Men's National Team - Team History

MOST FREQUENT
U.S. OPPONENTS

OVERALL	
Mexico	78
Costa Rica	42
Canada	41
Jamaica	35
Trinidad & Tobago	30
El Salvador	28
Honduras	28
Panama	28
Guatemala	27
Colombia	22
Brazil	20
Haiti	18
Poland	17

AFRICA

Ghana	5
Morocco	4
South Africa	3
Egypt	2
Nigeria	2

ASIA

China PR	8
Korea Republic	7
Saudi Arabia	7
IR Iran	3
Japan	3

EUROPE

Poland	17
England	12
Germany	12
Italy	12
Ireland	10

SOUTH AMERICAN

Colombia	22
Brazil	20
Ecuador	15
Argentina	11
Chile	11

MOST WINS
AGAINST

Opponent	Wins
Mexico	24
Jamaica	22
Trinidad & Tobago	22
El Salvador	20
Costa Rica	19
Honduras	19
Panama	18
Canada	17
Guatemala	16
Cuba	12
Haiti	7
Poland	7

MOST LOSSES TO

Opponent	Losses
Mexico	37
Brazil	18
Costa Rica	17
Colombia	14
Canada	11
England	8
Italy	8
Germany	8
Poland	7
Argentina	7
Haiti	6
Ireland	6
Ireland	6

Games Played

1993	34
1994	27
2009	24
2013	23
1990	22
2021	22
1992	21
Wins	
2021	17
2013	16
2009	13
2005	13
2007	12
2002	12
2016	12
2019	11
2003	10
1996	10
1993	10
2015	10
2017	10
2023	10

YEARLY BESTS

Losses

1993	13
1992	11
1990	11
1994	9
1973	9

Ties

1994	11
1993	11
2017	7
1997	7
2022	6
2004	6
2000	6

Goals Per Game*

2023	2.61
2013	2.21
2008	2.14
2019	2.11
2015	2.10
2021	2.09
2000	2.00
2016	1.94
2004	1.87
2009	1.79
2017	1.79
2003	1.75
1996	1.75

Goals Against
Per Game*

2021	0.54
2008	0.57
1989	0.58
2004	0.60
2005	0.60
2003	0.63

Winning
Percentage*

2021	.841
2013	.761
2012	.750
2007	.750
2004	.733
2008	.714
2017	.710
2000	.706

* Minimum of
10 games
played

FIRST CAP, FIRST SHUTOUT HISTORY

Date	Name	Opponent	Score
May 25, 1924	James Douglas	n. Estonia (at France)	1-0 W
Nov. 12, 1976	Alan Mayer	at Haiti	0-0 T
Feb. 5, 1986	David Vanole	v. Canada	0-0 T
June 16, 1987	Jeff Duback	n. Thailand (at Korea)	1-0 W
Sept. 3, 1992	Brad Friedel	at Canada	2-0 W
March 10, 2002	Tim Howard	v. Ecuador	1-0 W
March 9, 2005	Jon Busch	v. Colombia	3-0 W
Jan. 22, 2006	Matt Reis	v. Canada	0-0 T
Jan. 21, 2012	Bill Hamid	v. Venezuela	1-0 W
Feb. 5, 2016	David Bingham	v. Canada	1-0 W
Oct. 7, 2016	Ethan Horvath	at Cuba	2-0 W
May 28, 2018	Alex Bono	v. Bolivia	3-0 W
Jan. 31, 2021	Matt Turner	vs. Trinidad and Tobago	7-0 W

YOUNGEST PLAYERS TO EARN A CAP

Name	Age	Date	Opponent	Score
Freddy Adu	16 years, 234 days	Jan. 22, 2006	v. Canada	0-0 T
Mike Slivinski	16 years, 318 days	Sept. 14, 1991	v. Jamaica	1-0 W
Mark Jonas	16 years, 332 days	Sept. 14, 1991	v. Jamaica	1-0 W
Nelson Vargas	17 years, 39 days	Sept. 14, 1991	v. Jamaica	1-0 W
Maurice Ligeon	17 years, 47 days	Oct. 19, 1994	vs. Saudi Arabia	1-2 L
Steve Snow	17 years, 104 days	June 14, 1988	vs. Costa Rica	1-0 W
Bobby Convey	17 years, 151 days	Oct. 25, 2000	v. Mexico	2-0 W
Christian Pulisic	17 years, 193 days	March 29, 2016	v. Guatemala	4-0 W
Poli Garcia	17 years, 225 days	Aug. 21, 1975	vs. Argentina	0-6 L
Eddie Gaven	17 years, 259 days	July 11, 2004	vs. Poland	1-1 T
Yunus Musah	17 years, 348 days	Nov. 12, 2020	at Wales	0-0 T
Gio Reyna	17 years, 364 days	Nov. 12, 2020	at Wales	0-0 T

U.S. Men's National Team History

FIRST CAP, FIRST GOAL HISTORY

Date	Name	Opponent	Score
Aug. 20, 1916	Harry Cooper	at Sweden	3-2 W
Aug. 20, 1916	Charles Ellis	at Sweden	3-2 W
Aug. 20, 1916	Charles Harry Spalding	at Sweden	3-2 W
May 25, 1924	Andy Straden	n. Estonia (at France)	1-0 W
June 16, 1924	James Rhody	at Republic of Ireland	1-3 L
Nov. 6, 1926	Jock Marshall	v. Canada	6-1 W
Nov. 6, 1926	Andy Auld	v. Canada	6-1 W
May 30, 1928	Rudolf Kuntner	n. Argentina (at Netherlands)	2-11 L
May 30, 1928	Henry Carroll	n. Argentina (at Netherlands)	2-11 L
July 13, 1930	Bert Patenaude	v. Belgium (at Uruguay)	3-0 W
July 13, 1930	Bart McGhee	v. Belgium (at Uruguay)	3-0 W
May 24, 1934	Aldo Donelli	v. Mexico (at Italy)	4-2 W
Sept. 12, 1937	John McEwan	at Mexico	2-7 L
Sept. 12, 1937	Alexander Rae	at Mexico	2-7 L
June 8, 1953	George Atheneos	v. England	3-6 L
June 8, 1953	Otto Decker	v. England	3-6 L
Nov. 28, 1956	Al Zerhusen	v. Yugoslavia (at Australia)	1-9 L
Nov. 6, 1960	Helmut Bicek	v. Mexico	3-3 T
Nov. 6, 1960	Karl Fister	v. Mexico	3-3 T
March 7, 1965	Walter Shmotolocha	v. Mexico	2-2 T
Sept. 15, 1968	Peter Millar	v. Israel	3-3 T
Aug. 20, 1972	Rudy Getzinger	v. Canada	2-3 L
Aug. 12, 1973	Al Trost	v. Poland	1-0 W
Sept. 9, 1973	Ben Brewster	v. Bermuda	1-0 W
Sept. 5, 1974	Dennis Vaninger	v. Mexico	1-3 L
Aug. 19, 1975	Henry McCully	v. Costa Rica	1-3 L
Sept. 24, 1976	Boris Bandov	at Canada	1-1 T
Oct. 20, 1976	Miro Rys	v. Canada	2-0 W
Sept. 15, 1977	Rick Davis	at El Salvador	2-1 W
Sept. 15, 1977	Greg Villa	at El Salvador	2-1 W
Oct. 9, 1984	Jeff Hooker	v. El Salvador	3-1 W
Oct. 9, 1984	Jacques Ladouceur	v. El Salvador	3-1 W
June 8, 1987	Ted Hantak	n. Egypt (at Korea)	1-3 L
June 14, 1988	Rob Ryerson	v. Costa Rica	1-0 W
March 12, 1991	Dante Washington	v. Mexico	2-2 T
Sept. 8, 1999	Chris Albright	at Jamaica	2-2 T
Oct. 25, 2000	Landon Donovan	v. Mexico	2-0 W
Oct. 9, 2004	Eddie Johnson	at El Salvador	2-0 W
March 9, 2005	Chad Marshall	v. Colombia	3-0 W
Jan. 20, 2007	Jonathan Bornstein	v. Denmark	3-1 W
Jan. 20, 2007	Kenny Cooper	v. Denmark	3-1 W
Jan. 19, 2008	Eddie Robinson	v. Sweden	2-0 W
July 4, 2009	Stuart Holden	v. Grenada	4-0 W
Nov. 17, 2010	Juan Agudelo	at South Africa	1-0 W
May 22, 2016	Paul Arriola	at Puerto Rico	3-1 W
July 1, 2017	Dom Dwyer	vs. Ghana	2-1 W
Nov. 14, 2017	Weston McKennie	at Portugal	1-1 T
May 28, 2018	Josh Sargent	vs. Bolivia	3-0 W
Jan. 27, 2019	Djordje Mihailovic	vs. Panama	3-0 W
Jan. 27, 2019	Christian Ramirez	vs. Panama	3-0 W
Nov. 16, 2020	Gio Reyna	vs. Panama	6-2 W
Nov. 16, 2020	Sebastian Soto	vs. Panama	6-2 W
Dec. 9, 2020	Chris Mueller	vs. El Salvador	6-0 W
Dec. 9, 2020	Ayo Akinola	vs. El Salvador	6-0 W
Sept. 8, 2021	Ricardo Pepi	vs. Honduras	4-1 W
Dec. 18, 2021	Cole Bassett	vs. Bosnia-Herzegovina	1-0 W
June 1, 2022	Haji Wright	vs. Morocco	3-0 W
Jan. 25, 2023	Brandon Vazquez	vs. Serbia	1-2 L

Note: 59 players in the history of the U.S. Men's National Team have scored goals in their U.S. debut

U.S. Men's National Team History

YOUNGEST PLAYERS TO SCORE A GOAL (MODERN ERA)

Name	Age	Date	Opponent	Score
Christian Pulisic	17 years, 253 days	May 28, 2016	Bolivia	4-0 W
Juan Agudelo	17 years, 359 days	Nov. 17, 2010	South Africa	1-0 W
Gio Reyna	18 years, 3 days	Nov. 16, 2020	Panama	6-2 W
Jozy Altidore	18 years, 94 days	Feb. 6, 2008	Mexico	2-2 T
Tim Weah	18 years, 95 days	May 28, 2018	Bolivia	3-0 W
Josh Sargent	18 years, 97 days	May 28, 2018	Bolivia	3-0 W
Landon Donovan	18 years, 235 days	Oct. 25, 2000	Mexico	2-0 W
Ricardo Pepi	18 years, 242 days	Sept. 8, 2021	Honduras	4-1 W
Jovan Kirovski	18 years, 268 days	Dec. 11, 1994	Honduras	3-0 W
Rick Davis	18 years, 295 days	Sept. 15, 1977	El Salvador	2-1 W

YOUNGEST PLAYERS TO REGISTER AN ASSIST (MODERN ERA)

Name	Age	Date	Opponent	Score
Christian Pulisic	17 years, 349 days	Sept. 2, 2016	St. Vincent & the Grenadines	6-0 W
Yunus Musah	18 years, 105 days	March 25, 2021	Jamaica	4-1 W
Juan Agudelo	18 years, 196 days	June 7, 2011	Canada	2-0 W
Gio Reyna	18 years, 205 days	June 6, 2021	Mexico	3-2 W (AET)
Tim Weah	18 years, 231 days	Oct. 11, 2018	Colombia	1-1 T
Landon Donovan	18 years, 235 days	Oct. 25, 2000	Mexico	2-0 W
Ricardo Pepi	18 years, 242 days	Sept. 8, 2021	Honduras	4-1 W
Jozy Altidore	18 years, 244 days	Oct. 15, 2008	Trinidad & Tobago	1-2 L
Sergiño Dest	18 years, 353 days	Nov. 15, 2019	Canada	4-1 W
Freddy Adu	19 years, 20 days	June 22, 2008	Barbados	1-0 W

U.S. Against the FIFA Rankings Top 10

SINCE FIFA RANKINGS BEGAN IN AUGUST 1993

Record vs. Top 10: 19-42-14

Record vs. Top 5: 10-30-7

Record vs. No. 1: 3-9-1

Date	Rank	Opponent	Result	Location
Sept. 8, 1993	9	Norway	0-1 L	Oslo, Norway
Dec. 18, 1993	3	Germany	0-3 L	Palo Alto, Calif.
Jan. 15, 1994	4	Norway	2-1 W	Tempe, Ariz.
Feb. 10, 1994	6	Denmark	0-0 T (2-4 PK)	Hong Kong
Feb. 20, 1994	10	Sweden	1-3 L	Miami, Fla.
June 26, 1994	7	Romania **	0-1 L	Pasadena, Calif.
July 4, 1994	3	Brazil **	0-1 L	Palo Alto, Calif.
June 18, 1995	7	Mexico	4-0 W	Washington, D.C.
July 14, 1995	10	Argentina @	3-0 W	Paysandu, Uruguay
July 17, 1995	7	Mexico	0-0 T (4-1 PK)	Paysandu, Uruguay
July 20, 1995	1	Brazil @	0-1 L	Maldonado, Uruguay
Jan. 18, 1996	1	Brazil ^	0-1 L	Los Angeles, Calif.
Jan. 22, 1997	6	Denmark	1-4 L	Pasadena, Calif.
Nov. 2, 1997	10	Mexico *	0-0 T	Mexico City, Mexico
Feb. 10, 1998	1	Brazil ^	1-0 W	Los Angeles, Calif.
Feb. 15, 1998	5	Mexico ^	0-1 L	Los Angeles, Calif.
June 15, 1998	2	Germany **	0-2 L	Paris, France
Feb. 6, 1999	5	Germany	3-0 W	Jacksonville, Fla.
June 13, 1999	7	Argentina	1-0 W	Washington, D.C.
July 28, 1999	1	Brazil #	0-1 L	Guadalajara, Mexico
July 30, 1999	5	Germany #	2-0 W	Guadalajara, Mexico
June 11, 2000	8	Mexico	3-0 W	East Rutherford, N.J.
March 3, 2001	1	Brazil	1-2 L	Pasadena, Calif.

(continued)

Date	Rank	Opponent	Result	Location
Feb. 13, 2002	6	Italy	0-1 L	Catania, Italy
March 27, 2002	10	Germany	2-4 L	Rostock, Germany
April 3, 2002	8	Mexico	1-0 W	Denver, Colo.
May 19, 2002	9	Netherlands	0-2 L	Foxborough, Mass.
June 5, 2002	5	Portugal **	3-2 W	Suwon, South Korea
June 17, 2002	7	Mexico **	2-0 W	Jeongu, South Korea
Feb. 8, 2003	5	Argentina	0-1 L	Miami, Fla.
May 8, 2003	9	Mexico	0-0 T	Houston, Texas
June 19, 2003	8	Turkey #	1-2 L	St. Etienne, France
June 21, 2003	1	Brazil #	0-1 L	Lyon, France
July 23, 2003	1	Brazil ^	1-2 L (OT)	Miami, Fla.
Feb. 18, 2004	4	Netherlands	0-1 L	Amsterdam, Holland
April 28, 2004	4	Mexico	1-0 W	Dallas, Texas
March 27, 2005	6	Mexico *	1-2 L	Mexico City, Mexico
May 28, 2005	6	England	1-2 L	Chicago, Ill.
Sept. 3, 2005	5	Mexico *	2-0 W	Columbus, Ohio
June 12, 2006	2	Czechia **	0-3 L	Gelsenkirchen, Germany
June 28, 2007	5	Argentina @	1-4 L	Maracaibo, Venezuela
Sept. 7, 2007	1	Brazil	2-4 L	Chicago, Ill.
June 4, 2008	4	Spain	0-1 L	Santander, Spain
June 8, 2008	1	Argentina	0-0 T	East Rutherford, N.J.
June 15, 2009	4	Italy #	1-3 L	Pretoria, South Africa
June 18, 2009	5	Brazil #	0-3 L	Pretoria, South Africa
June 24, 2009	1	Spain #	2-0 W	Bloemfontein, South Africa
June 28, 2009	5	Brazil #	2-3 L	Johannesburg, South Africa
March 3, 2010	3	Netherlands	1-2 L	Amsterdam, Netherlands
June 12, 2010	8	England **	1-1 T	Rustenburg, South Africa
Aug. 10, 2010	3	Brazil	0-2 L	East Rutherford, N.J.
March 26, 2011	4	Argentina	1-1 T	East Rutherford, N.J.
June 4, 2011	1	Spain	0-4 L	Foxborough, Mass.
Feb. 29, 2012	8	Italy	1-0 W	Genoa, Italy
May 30, 2012	6	Brazil	1-4 L	Landover, Md.
Nov. 14, 2012	9	Russia	2-2 T	Krasnodar, Russia
June 2, 2013	2	Germany	4-3 W	Washington, D.C.
June 22, 2014	4	Portugal **	2-2 T	Manaus, Brazil
June 26, 2014	2	Germany **	0-1 L	Recife, Brazil
Nov. 14, 2014	3	Colombia	1-2 L	London, England
June 5, 2015	6	Netherlands	4-3 W	Amsterdam, Netherlands
June 10, 2015	1	Germany	2-1 W	Cologne, Germany
Sept. 8, 2015	5	Brazil	1-4 L	Foxborough, Mass.
June 3, 2016	3	Colombia @	0-2 L	Santa Clara, Calif.
June 21, 2016	1	Argentina @	0-4 L	Houston, Texas
June 25, 2016	3	Colombia @	0-1 L	Glendale, Ariz.
Nov. 14, 2017	3	Portugal	1-1 T	Leiria, Portugal
June 9, 2018	7	France	1-1 T	Lyon, France
Sept. 7, 2018	3	Brazil	0-2 L	East Rutherford, N.J.
Nov. 15, 2018	5	England	0-3 L	London, England
Sept. 10, 2019	5	Uruguay	1-1 T	St. Louis, Mo.
Nov. 12, 2021	9	Mexico	2-0 W	Cincinnati, Ohio
Nov. 25, 2022	5	England **	0-0 T	Al Khor, Qatar
Dec. 3, 2022	8	Netherlands **	1-3 L	Al Rayyan, Qatar
June 12, 2024	5	Brazil	1-1 T	Orlando, Fla.

* FIFA World Cup qualifier * FIFA World Cup ^ Concacaf Gold Cup @ CONMEBOL Copa America # FIFA Confederations Cup

WORLD CUP HISTORY



ALL-TIME U.S. MEN'S NATIONAL TEAM FIFA WORLD CUP RESULTS

The U.S. Men's National Team has qualified for 11 FIFA World Cups since the tournament's inception in 1930.

After missing out in 2018, the USMNT returned to the World Cup at Qatar 2022. Bringing the second youngest roster to the tournament, the USA started four of the five youngest lineups of all teams in Qatar, earning a 1-1 draw against Wales and 0-0 draw against England through the first two matches. Needing a win to ensure advancement in the final group stage match against Iran, the USA used a first-half goal from Christian Pulisic to gain a 1-0 victory, also marking just the second time the USA has earned two clean sheets at a single World Cup. Despite a valiant effort in the Round of 16, the USMNT fell 3-1 to Netherlands to end its time in Doha.

In Brazil in 2014, the USMNT escaped the 'Group of Death' that contained nemesis Ghana, European power Portugal and eventual world champions Germany, before falling 2-1 after extra time to a seeded Belgium side.

In South Africa in 2010, the U.S. won its group for the first time in 80 years with ties against traditional power England and a talented Slovenia side in the first two matches. In the final minute of the final group match, the U.S. was locked in a scoreless tie with Algeria when Landon Donovan electrified a soccer nation by finishing a full-field counter attack with the most dramatic goal in U.S. Soccer history. The U.S. team would come from behind again in the Round of 16, taking Ghana to extra time in Rustenburg. But the African side prevailed with a 2-1 victory, mirroring the result in Germany four years prior.

The team's most successful recent World Cup experience came in 2002 in Korea/Japan, reaching the quarterfinals for the first time in 72 years before losing to eventual runners-up Germany. After opening group play with a stunning 3-2 victory against Portugal, the USA earned a 1-1 draw against the host Korea Republic, before closing out the first round with a 3-1 defeat to Poland. The second-place finish in Group D was enough to place the team in the Round of 16, where they squared off against arch-rival Mexico. The Americans famously blanked Mexico 2-0 to advance to the quarterfinals, but their run ended with a hard-fought defeat at the hands of Germany, 1-0.

The USA's 2002 success was followed by a disappointing first-round exit in Germany in 2006. Despite a three-games-and-out performance, the USA heroically drew 1-1 with eventual World Champion Italy with only nine men on the field in one of the team's greatest performances.

The U.S. appeared in the first two World Cups in 1930 and 1934, and made an appearance in 1950 before waiting 40 years to return to the world's stage in 1990.

Two of the USA's greatest victories in World Cup play prior to 2002 include a 1-0 win over powerful England on June 29, 1950, on a goal by Joe Gaetjens in Belo Horizonte, Brazil, and a 2-1 win at home against Colombia on June 22, 1994, with Earnie Stewart scoring the game-winner. The victory over England is still considered by many to be the greatest upset in World Cup history.

The 1990 World Cup marked the first time in 40 years that the U.S. team made it through the CONCACAF qualifying rounds. The U.S. squad captured the 24th and final position for Italia '90 by defeating Trinidad & Tobago 1-0 in the final match of CONCACAF qualifying.

As the host nation in 1994, the USA went one step further by advancing to the Round of 16, losing a 1-0 match to eventual world champion Brazil.

World Cup Qualifying			
Overall: 84-44-40	Home: 59-8-13	Away: 23-35-25	Neutral: 3-1-2
World Cup			
Overall: 9-20-8	Home: 1-2-1	Away: 0-2-1	Neutral: 8-16-6

(16) – Round of 16 (Q) – Quarterfinals (S) – Semifinals

QATAR 2022

QUALIFYING MATCHES – FINAL ROUND

Date	Opponent	Result	U.S. Goal Scorers	Site
Sept. 2, 2021	El Salvador	0-0 T	–	San Salvador, El Salvador
Sept. 5, 2021	Canada	1-1 T	Aaronson	Nashville, Tenn.
Sept. 8, 2021	Honduras	4-1 W	A. Robinson, Pepi Aaronson, Lletget Pepi (2)	San Pedro Sula, Honduras
Oct. 7, 2021	Jamaica	2-0 W	–	Austin, Texas
Oct. 10, 2021	Panama	0-1 L	–	Panama City, Panama
Oct. 13, 2021	Costa Rica	2-1 W	Dest, OG	Columbus, Ohio
Nov. 12, 2021	Mexico	2-0 W	Pulisic, McKennie	Cincinnati, Ohio
Nov. 16, 2021	Jamaica	1-1 T	Weah	Kingston, Jamaica
Jan. 27, 2022	El Salvador	1-0 W	A. Robinson	Columbus, Ohio
Jan. 30, 2022	Canada	0-2 L	–	Hamilton, Canada
Feb. 2, 2022	Honduras	3-0 W	McKenzie, Zimmerman Pulisic	St. Paul, Minn.
March 24, 2022	Mexico	0-0 T	–	Mexico City, Mexico
March 27, 2022	Panama	5-1 W	Pulisic (3), Arriola, Ferreira	Orlando, Fla.
March 30, 2022	Costa Rica	0-2 L	–	San Jose, Costa Rica

FINALS

Date	Opponent	Result	U.S. Goal Scorers	Site
Nov. 21, 2022	Wales	1-1 T	Weah	Al Rayyan, Qatar
Nov. 25, 2022	England	0-0 T	--	Al Khor, Qatar
Nov. 29, 2022	Iran	1-0 W	Pulisic	Doha, Qatar
Dec. 3, 2022	Netherlands	1-3 L (16)	Wright	Al Rayyan, Qatar

RUSSIA 2018

QUALIFYING MATCHES – SEMIFINAL ROUND

Date	Opponent	Result	U.S. Goal Scorers	Site
Nov. 13, 2015	St. Vincent & The Grenadines	6-1 W	Altidore (2), Cameron, Wood, Johnson, Zardes	St. Louis, Mo.
Nov. 17, 2015	Trinidad & Tobago	0-0 T	–	Port of Spain, Trinidad
March 25, 2016	Guatemala	0-2 L	–	Guatemala City, Guatemala
March 29, 2016	Guatemala	4-0 W	Dempsey, Cameron, Zusi, Altidore	Columbus, Ohio
Sept. 2, 2016	St. Vincent & The Grenadines	6-0 W	Wood, Besler, Altidore, Pulisic (2), Kljestan	Kingstown, St. Vincent
Sept. 6, 2016	Trinidad & Tobago	4-0 W	Kljestan, Altidore (2), Arriola	Jacksonville, Fla.

QUALIFYING MATCHES – FINAL ROUND

Date	Opponent	Result	U.S. Goal Scorers	Site
Nov. 11, 2016	Mexico	1-2 L	Wood	Columbus, Ohio
Nov. 15, 2016	Costa Rica	0-4 L	–	San Jose, Costa Rica
March 24, 2017	Honduras	6-0 W	Lletget, Bradley, Dempsey (3), Pulisic	San Jose, Calif.
March 28, 2017	Panama	1-1 T	Dempsey	Panama City, Panama
June 8, 2017	Trinidad & Tobago	2-0 W	Pulisic (2)	Commerce City, Colo.
June 11, 2017	Mexico	1-1 T	Bradley	Mexico City, Mexico
Sept. 1, 2017	Costa Rica	0-2 L	–	Harrison, N.J.
Sept. 5, 2017	Honduras	1-1 T	Wood	San Pedro Sula, Honduras
Oct. 6, 2017	Panama	4-0 W	Pulisic, Altidore (2), Wood	Orlando, Fla.
Oct 10, 2017	Trinidad & Tobago	1-2 L	Pulisic	Couva, Trinidad

BRAZIL 2014

QUALIFYING MATCHES – SEMIFINAL ROUND

Date	Opponent	Result	U.S. Goal Scorers	Site
June 8, 2012	Antigua & Barbuda	3-1 W	Bocanegra, Dempsey, Gomez	Tampa, Fla.
June 12, 2012	Guatemala	1-1 T	Dempsey	Guatemala City, Guatemala
Sept. 7, 2012	Jamaica	1-2 L	Dempsey	Kingston, Jamaica
Sept. 11, 2012	Jamaica	1-0 W	Gomez	Columbus, Ohio
Oct. 12, 2012	Antigua & Barbuda	2-1 W	E. Johnson	North Sound, Antigua
Oct. 16, 2012	Guatemala	3-1 W	Bocanegra, Dempsey (2)	Kansas City, Kan.

QUALIFYING MATCHES – FINAL ROUND

Date	Opponent	Result	U.S. Goal Scorers	Site
Feb. 6, 2013	Honduras	1-2 L	Dempsey	San Pedro, Sula, Honduras
March 22, 2013	Costa Rica	1-0 W	Dempsey	Commerce City, Colo.
March 26, 2013	Mexico	0-0 T	-	Mexico City, Mexico
June 7, 2013	Jamaica	2-1 W	Altidore, Evans	Kingston, Jamaica
June 11, 2013	Panama	2-0 W	Altidore, E. Johnson	Seattle, Wash.
June 18, 2013	Honduras	1-0 W	Altidore	Sandy, Utah
Sept. 6, 2013	Costa Rica	1-3 L	Dempsey	San Jose, Costa Rica
Sept. 10, 2013	Mexico	2-0 W	E. Johnson, Donovan	Columbus, Ohio
Oct. 11, 2013	Jamaica	2-0 W	Zusi, Altidore	Kansas City, Kan.
Oct. 15, 2013	Panama	3-2 W	Orozco, Zusi, Johansson	Panama City, Panama

FINALS

Date	Opponent	Result	U.S. Goal Scorers	Site
June 16, 2014	Ghana	2-1 W	Dempsey, Brooks	Natal, Brazil
June 22, 2014	Portugal	2-2 T	Dempsey, Jones	Manaus, Brazil
June 26, 2014	Germany	0-1 L	-	Recife, Brazil
July 1, 2014	Belgium	1-2 L(ot)(16)	Green	Salvador, Brazil

SOUTH AFRICA 2010

QUALIFYING MATCHES – SECOND ROUND

Date	Opponent	Result	U.S. Goal Scorers	Site
June 15, 2008	Barbados	8-0 W	Dempsey (2), Bradley, Ching (2), Donovan, E. Johnson, own goal	Carson, Calif.
June 22, 2008	Barbados	1-0 W	Lewis	Bridgetown, Barbados

QUALIFYING MATCHES – SEMIFINAL ROUND

Date	Opponent	Result	U.S. Goal Scorers	Site
Aug. 20, 2008	Guatemala	1-0 W	Bocanegra	Guatemala City, Guatemala
Sept. 6, 2008	Cuba	1-0 W	Dempsey	Havana, Cuba
Sept. 10, 2008	Trin. & Tobago	3-0 W	Bradley, Dempsey, Ching	Bridgeview, Ill.
Oct. 11, 2008	Cuba	6-1 W	Beasley (2), Donovan, Ching	Washington, D.C.
Oct. 15, 2008	Trinidad & Tobago	1-2 L	Altidore, Onyewu	Port of Spain, Trinidad
Nov. 19, 2008	Guatemala	2-0 W	Cooper, Adu	Commerce City, Co.

QUALIFYING MATCHES – FINAL ROUND

Date	Opponent	Result	U.S. Goal Scorers	Site
Feb. 11, 2009	Mexico	2-0 W	Bradley (2)	Columbus, Ohio
March 28, 2009	El Salvador	2-2 T	Altidore, Hejduk	San Salvador, El Salvador
April 1, 2009	Trinidad & Tobago	3-0 W	Altidore (3)	Nashville, Tenn.
June 3, 2009	Costa Rica	1-3 L	Donovan	San Jose, Costa Rica
June 6, 2009	Honduras	2-1 W	Donovan, Bocanegra	Chicago, Ill.
Aug. 12, 2009	Mexico	1-2 L	Davies	Mexico City, Mexico
Sept. 5, 2009	El Salvador	2-1 W	Dempsey, Altidore	Sandy, Utah
Sept. 9, 2009	Trinidad & Tobago	1-0 W	Clark	Port of Spain, Trinidad
Oct. 10, 2009	Honduras	3-2 W	Casey (2), Donovan	San Pedro Sula, Honduras
Oct. 14, 2009	Costa Rica	2-2 T	Bradley, Bornstein	Washington, D.C.

Finals

Date	Opponent	Result	U.S. Goal Scorers	Site
June 12, 2010	England	1-1 T	Dempsey	Rustenburg, South Africa
June 18, 2010	Slovenia	2-2 T	Bradley, Donovan	Johannesburg, South Africa
June 23, 2010	Algeria	1-0 W	Donovan	Pretoria, South Africa
June 26, 2010	Ghana	1-2 L (ot)(16)	Donovan	Rustenburg, South Africa

GERMANY 2006

QUALIFYING MATCHES – PRELIMINARY ROUND

Date	Opponent	Result
June 13, 2004	Grenada	3-0 W
June 20, 2004	Grenada	3-2 W

U.S. Goal Scorers

Beasley (2), Vanney
Donovan, Wolff, Beasley

Site

Columbus, Ohio
St. George's, Grenada

QUALIFYING MATCHES – SEMIFINAL ROUND

Date	Opponent	Result
Aug. 18, 2004	Jamaica	1-1 T
Sept. 4, 2004	El Salvador	2-0 W
Sept. 8, 2004	Panama	1-1 T
Oct. 9, 2004	El Salvador	2-0 W
Oct. 13, 2004	Panama	6-0 W
Nov. 17, 2004	Jamaica	1-1 T

U.S. Goal Scorers

Ching
Ching, Donovan
Jones
McBride, E. Johnson
Donovan (2), E. Johnson (3), OG
E. Johnson

Site

Kingston, Jamaica
Foxboro, Mass.
Panama City, Panama
San Salvador, El Salvador
Washington, D.C.
Columbus, Ohio

QUALIFYING MATCHES – FINAL ROUND

Date	Opponent	Result
Feb. 9, 2005	Trinidad & Tobago	2-1 W
March 27, 2005	Mexico	1-2 L
March 30, 2005	Guatemala	2-0 W
June 4, 2005	Costa Rica	3-0 W
June 8, 2005	Panama	3-0 W
Aug. 17, 2005	Trinidad & Tobago	1-0 W
Sept. 3, 2005	Mexico	2-0 W
Sept. 7, 2005	Guatemala	0-0 T
Oct. 8, 2005	Costa Rica	0-3 L
Oct. 12, 2005	Panama	2-0 W

U.S. Goal Scorers

Johnson, Lewis
Lewis
E. Johnson, Ralston
Donovan (2), McBride
Bocanegra, Donovan, McBride
McBride
Ralston, Beasley
–
–
Martino, Twellman

Site

Port of Spain, Trinidad
Mexico City, Mexico
Birmingham, Ala.
Salt Lake City, Utah
Panama City, Panama
East Hartford, Conn.
Columbus, Ohio
Guatemala City, Guatemala
San Jose, Costa Rica
Foxborough, Mass.

FINALS

Date	Opponent	Result
June 12, 2006	Czechia	0-3 L
June 17, 2006	Italy	1-1 T
June 22, 2006	Ghana	1-2 L

U.S. Goal Scorers

—
OG
Dempsey

Site

Gelsenkirchen, Germany
Kaiserslautern, Germany
Nuremberg, Germany

KOREA / JAPAN 2002

QUALIFYING MATCHES – SEMIFINAL ROUND

Date	Opponent	Result
July 16, 2000	Guatemala	1-1 T
July 23, 2000	Costa Rica	1-2 L
Aug. 16, 2000	Barbados	7-0 W
Sept. 3, 2000	Guatemala	1-0 W
Oct. 11, 2000	Costa Rica	0-0 T
Nov. 15, 2000	Barbados	4-0 W

U.S. Goal Scorers

Razov
Stewart
Pope, McBride, Moore (2),
O'Brien, Ramos, Stewart
McBride
–
Mathis, Stewart, Jones, Razov

Site

Mazatenango, Guatemala
San Jose, Costa Rica
Foxborough, Mass.

Washington, D.C.
Columbus, Ohio
Waterford, Barbados

QUALIFYING MATCHES – FINAL ROUND

Date	Opponent	Result
Feb. 28, 2001	Mexico	2-0 W
March 28, 2001	Honduras	2-1 W
April 25, 2001	Costa Rica	1-0 W
June 16, 2001	Jamaica	0-0 T
June 20, 2001	Trinidad & Tobago	2-0 W
July 1, 2001	Mexico	0-1 L
Sept. 1, 2001	Honduras	2-3 L
Sept. 5, 2001	Costa Rica	0-2 L
Oct. 7, 2001	Jamaica	2-1 W
Nov. 11, 2001	Trinidad & Tobago	0-0 T

U.S. Goal Scorers

Wolff, Stewart
Stewart, Mathis
Wolff
–
Razov, Stewart
–
Stewart (2)
–
Moore (2)
–

Site

Columbus, Ohio
San Pedro Sula, Honduras
Kansas City, Mo.
Kingston, Jamaica
Foxborough, Mass.
Mexico City, Mexico
Washington, D.C.
San Jose, Costa Rica
Foxborough, Mass.
Port of Spain, Trinidad

FINALS

Date	Opponent	Result
June 5, 2002	Portugal	3-2 W
June 10, 2002	Korea Republic	1-1 T
June 14, 2002	Poland	1-3 L
June 17, 2002	Mexico	2-0 W (16)
June 21, 2002	Germany	0-1 L (Q)

U.S. Goal Scorers

O'Brien, own goal, McBride
Mathis
Donovan
McBride, Donovan
–

Site

Suwon, Korea Republic
Daegu, Korea Republic
Daejeon, Korea Republic
Jeonju, Korea Republic
Ulsan, Korea Republic

FRANCE 1998

QUALIFYING MATCHES – SEMIFINAL ROUND

Date	Opponent	Result	U.S. Goal Scorers	Site
Nov. 3, 1996	Guatemala	2-0 W	Wynalda, McBride	Washington, D.C.
Nov. 10, 1996	Trinidad & Tobago	2-0 W	Dooley, Wynalda	Richmond, Va.
Nov. 24, 1996	Trinidad & Tobago	1-0 W	Moore	Port of Spain, Trinidad
Dec. 1, 1996	Costa Rica	1-2 L	Jones	San Jose, Costa Rica
Dec. 14, 1996	Costa Rica	2-1 W	McBride, Lassiter	Palo Alto, Calif.
Dec. 21, 1996	Guatemala	2-2 T	Radosavljevic, Hejduk	San Salvador, El Salvador

QUALIFYING MATCHES – FINAL ROUND

Date	Opponent	Result	U.S. Goal Scorers	Site
March 2, 1997	Jamaica	0-0 T	–	Kingston, Jamaica
March 16, 1997	Canada	3-0 W	Wynalda, Pope, Stewart	Palo Alto, Calif.
March 23, 1997	Costa Rica	2-3 L	Wynalda, Lassiter	San Jose, Costa Rica
April 20, 1997	Mexico	2-2 T	Pope, own goal	Foxborough, Mass.
June 29, 1997	El Salvador	1-1 T	Lassiter	San Salvador, El Salvador
Aug. 7, 1997	Costa Rica	1-0 W	Ramos	Portland, Ore.
Oct. 3, 1997	Jamaica	1-1 T	Wynalda	Washington, D.C.
Nov. 2, 1997	Mexico	0-0 T	–	Mexico City, Mexico
Nov. 9, 1997	Canada	3-0 W	Reyna, Wegerle (2)	Vancouver, Canada
Nov. 16, 1997	El Salvador	4-2 W	McBride (2), Henderson, Radosavljevic	Foxborough, Mass.

FINALS

Date	Opponent	Result	U.S. Goal Scorers	Site
June 15, 1998	Germany	0-2 L	–	Paris, France
June 21, 1998	Iran	1-2 L	McBride	Lyon, France
June 25, 1998	Yugoslavia	0-1 L	–	Nantes, France

USA 1994

FINALS (HOST COUNTRY)

Date	Opponent	Result	U.S. Goal Scorers	Site
June 18, 1994	Switzerland	1-1 T	Wynalda	Pontiac, Mich.
June 22, 1994	Colombia	2-1 W	Own Goal, Stewart	Pasadena, Calif.
June 26, 1994	Romania	0-1 L	–	Pasadena, Calif.
July 4, 1994	Brazil	0-1 L (16)	–	Palo Alto, Calif.

ITALY 1990

QUALIFYING MATCHES

Date	Opponent	Result	U.S. Goal Scorers	Site
July 24, 1988	Jamaica	0-0 T	–	Kingston, Jamaica
Aug. 13, 1988	Jamaica	5-1 W	Krumpe, Bliss, Klopas (2), Perez	St. Louis, Mo.
April 16, 1989	Costa Rica	0-1 L	–	San Jose, Costa Rica
April 30, 1989	Costa Rica	1-0 W	Ramos	St. Louis, Mo.
May 13, 1989	Trinidad & Tobago	1-1 T	Trittschuh	Torrance, Calif.
June 17, 1989	Guatemala	2-1 W	Murray, Eichmann	New Britain, Conn.
Sept. 17, 1989	El Salvador	1-0 W	Perez	Tegucigalpa, Honduras
Oct. 8, 1989	Guatemala	0-0 T	–	Guatemala City, Guatemala
Nov. 5, 1989	El Salvador	0-0 T	–	St. Louis, Mo.
Nov. 19, 1989	Trinidad & Tobago	1-0 W	Caligiuri	Port of Spain, Trinidad

FINALS

Date	Opponent	Result	U.S. Goal Scorers	Site
June 10, 1990	Czechoslovakia	1-5 L	Caligiuri	Florence, Italy
June 14, 1990	Italy	0-1 L	–	Rome, Italy
June 19, 1990	Austria	1-2 L	Murray	Florence, Italy

MEXICO 1986

QUALIFYING MATCHES

Date	Opponent	Result	U.S. Goal Scorers	Site
Sept. 29, 1984	Neth. Antilles	0-0 T	—	Curacao, Neth. Antilles
Oct. 6, 1984	Neth. Antilles	4-0 W	Kapp, DiBernardo, Coker (2)	St. Louis, Mo.
May 15, 1985	Trinidad & Tobago	2-1 W	Borja, Peterson	St. Louis, Mo.
May 19, 1985	Trinidad & Tobago	1-0 W	Caligiuri	Torrance, Calif.
May 26, 1985	Costa Rica	1-1 T	Kerr	Alajuela, Costa Rica
May 31, 1985	Costa Rica	0-1 L	—	Torrance, Calif.

SPAIN 1982

QUALIFYING MATCHES

Date	Opponent	Result	U.S. Goal Scorers	Site
Oct. 25, 1980	Canada	0-0 T	—	Fort Lauderdale, Fla.
Nov. 1, 1980	Canada	1-2 L	Villa	Vancouver, Canada
Nov. 9, 1980	Mexico	1-5 L	Davis	Mexico City, Mexico
Nov. 23, 1980	Mexico	2-1 W	Moyers (2)	Fort Lauderdale, Fla.

ARGENTINA 1978

QUALIFYING MATCHES

Date	Opponent	Result	U.S. Goal Scorers	Site
Sept. 24, 1976	Canada	1-1 T	Bandov	Vancouver, Canada
Oct. 3, 1976	Mexico	0-0 T	—	Los Angeles, Calif.
Oct. 18, 1976	Mexico	0-3 L	—	Puebla, Mexico
Oct. 20, 1976	Canada	2-0 W	Rys, Vee	Seattle, Wash.
Dec. 22, 1976	Canada	0-3 L	—	Port-au-Prince, Haiti

WEST GERMANY 1974

QUALIFYING MATCHES

Date	Opponent	Result	U.S. Goal Scorers	Site
Aug. 20, 1972	Canada	2-3 L	Getzinger, Roy	St. John's, Canada
Aug. 29, 1972	Canada	2-2 T	Roy, Geimer	Baltimore, Md.
Sept. 3, 1972	Mexico	1-3 L	Roy	Mexico City, Mexico
Sept. 10, 1972	Mexico	1-2 L	Geimer	Los Angeles, Calif.

MEXICO 1970

QUALIFYING MATCHES

Date	Opponent	Result	U.S. Goal Scorers	Site
Oct. 13, 1968	Canada	2-4 L	Roy, Stritzl	Toronto, Canada
Oct. 27, 1968	Canada	1-0 W	Albrecht	Atlanta, Ga.
Nov. 2, 1968	Bermuda	6-2 W	Millar (3), Baker (2), Roy	Kansas City, Mo.
Nov. 10, 1968	Bermuda	2-0 W	Roy, own goal	Hamilton, Bermuda
April 20, 1969	Haiti	0-2 L	—	Port-au-Prince, Haiti
May 11, 1969	Haiti	0-1 L	—	San Diego, Calif.

ENGLAND 1966

QUALIFYING MATCHES

Date	Opponent	Result	U.S. Goal Scorers	Site
March 7, 1965	Mexico	2-2 T	Shmotolocha, Bicek	Los Angeles, Calif.
March 12, 1965	Mexico	0-2 L	—	Mexico City, Mexico
March 17, 1965	Honduras	1-0 W	E. Murphy	San Pedro Sula, Honduras
March 21, 65	Honduras	1-1 T	E. Murphy	Tegucigalpa, Honduras

CHILE 1962

QUALIFYING MATCHES

Date	Opponent	Result	U.S. Goal Scorers	Site
Nov. 6, 1960	Mexico	3-3 T	Bicek, Zerhusen, Fister	Los Angeles, Calif.
Nov. 13, 1960	Mexico	0-3 L	—	Mexico City, Mexico

SWEDEN 1958

QUALIFYING MATCHES

Date	Opponent	Result	U.S. Goal Scorers	Site
April 7, 1957	Mexico	0-6 L	—	Mexico City, Mexico
April 28, 1957	Mexico	2-7 L	E. Murphy (2)	Long Beach, Calif.
June 22, 1957	Canada	1-5 L	Keough	Toronto, Canada
July 6, 1957	Canada	2-3 L	J. Murphy, Mendoza	St. Louis, Mo.

SWITZERLAND 1954

QUALIFYING MATCHES

Date	Opponent	Result	U.S. Goal Scorers	Site
Jan. 10, 1954	Mexico	0-4 L	—	Mexico City, Mexico
Jan. 14, 1954	Mexico	1-3 L	Looby	Mexico City, Mexico
April 3, 1954	Haiti	3-2 W	Casey, Looby, Chachurian	Port-au-Prince, Haiti
April 4, 1954	Haiti	3-0 W	Looby (2), Mendoza	Port-au-Prince, Haiti

BRAZIL 1950

QUALIFYING MATCHES

Date	Opponent	Result	U.S. Goal Scorers	Site
Sept. 4, 1949	Mexico	0-6 L	—	Mexico City, Mexico
Sept. 14, 1949	Cuba	1-1 T	Wallace	Mexico City, Mexico
Sept. 18, 1949	Mexico	2-6 L	Wattman, J. Souza	Mexico City, Mexico
Sept. 21, 1949	Cuba	5-2 W	Bahr, Wallace, J. Souza, Matevich (2)	Mexico City, Mexico

FINALS

Date	Opponent	Result	U.S. Goal Scorers	Site
June 25, 1950	Spain	13 L	Pariani	Curtiba, Brazil
June 29, 1950	England	10 W	Gaetjens	Belo Horizonte, Brazil
July 2, 1950	Chile	25 L	Wallace, Maca	Recife, Brazil

ITALY 1934

QUALIFYING MATCHES

Date	Opponent	Result	U.S. Goal Scorers	Site
May 24, 1934	Mexico	4-2 W	Donelli (4)	Rome, Italy

FINALS

Date	Opponent	Result	U.S. Goal Scorers	Site
May 27, 1934	Italy	1-7 L	Donelli	Rome, Italy

URUGUAY 1930

FINALS

Date	Opponent	Result	U.S. Goal Scorers	Site
July 13, 1930	Belgium	30 W	McGhee, Patenaude, Florie	Montevideo, Uruguay
July 17, 1930	Paraguay	30 W	Patenaude (3)	Montevideo, Uruguay
July 26, 1930	Argentina	16 L (S)	Brown	Montevideo, Uruguay

U.S. MEN'S WORLD CUP HISTORY

U.S. Men's National Team 2022 World Cup Statistics

2022 World Cup Record: 1-1-2

FIELD PLAYER STATISTICS

Name	Pos.	GP/GS	Min.	G	A	G+A	Y/R	WC Caps*	Goals
Aaronson, Brenden	F	4/0	105	0	0	0	0/0	4	0
Acosta, Kellyn	M	2/0	40	0	0	0	1/0	2	0
Adams, Tyler	M	4/4	360	0	0	0	1/0	4	0
Carter-Vickers, Cameron	D	1/1	90	0	0	0	0/0	1	0
de la Torre, Luca	M	0/0	0	0	0	0	0/0	0	0
Dest, Sergiño	D	4/4	309	0	1	1	1/0	4	0
Ferreira, Jesús	F	1/1	45	0	0	0	0/0	1	0
Horvath, Ethan	GK	0/0	0	0	0	0	0/0	0	0
Johnson, Sean	GK	0/0	0	0	0	0	0/0	0	0
Long, Aaron	D	0/0	0	0	0	0	0/0	0	0
McKennie, Weston	M	4/4	275	0	0	0	1/0	4	0
Moore, Shaq	D	2/0	20	0	0	0	0/0	2	0
Morris, Jordan	F	2/0	3	0	0	0	0/0	2	0
Musah, Yunus	M	4/4	345	0	0	0	0/0	4	0
Pulisic, Christian	F	4/4	315	1	2	3	0/0	4	1
Ream, Tim	D	4/4	360	0	0	0	1/0	4	0
Reyna, Gio	F	2/0	52	0	0	0	0/0	2	0
Robinson, Antonee	D	4/4	359	0	0	0	0/0	4	0
Roldan, Cristian	M	0/0	0	0	0	0	0/0	0	0
Sargent, Josh	F	3/2	158	0	0	0	0/0	3	0
Scally, Joe	D	0/0	0	0	0	0	0/0	0	0
Turner, Matt	GK	4/4	360	0	0	0	0/0	4	0
Weah, Tim	F	4/4	320	1	0	1	0/0	4	1
Wright, Haji	F	4/1	135	1	0	1	0/0	4	1
Yedlin, DeAndre	D	2/0	31	0	0	0	0/0	5	0
Zimmerman, Walker	D	4/3	278	0	0	0	0/0	4	0

TOTALS	4/4	360	3	3	6
OPPONENT TOTALS	44	360	4	3	7

GOALKEEPER STATISTICS

Player	GP/GS	Min.	GF	GA	SO	GAA	W-L-T	WC Caps*	WC SO
Horvath, Ethan	0/0	0	0	0	0	-	0-0-0	0	0
Johnson, Sean	0/0	0	0	0	0	-	0-0-0	0	0
Turner, Matt	4/4	360	3	4	2	1.00	1-1-2	4	2

TOTALS	4/4	360	3	4	2	1.00	1-1-2
OPPONENT TOTALS	4/4	360	4	3	1	0.75	1-1-2

WORLD CUP NOTES: For just the second time and first since 1930, the USMNT went unbeaten in the group stage, and based on FIFA Rankings, advanced from the strongest group at the 2022 FIFA World Cup thanks to a 1-1 draw with Wales, 0-0 draw with England and 1-0 win against IR Iran.

With an average age of 25 years, 78 days, the USMNT started four of the five youngest lineups in the 64 matches at the 2022 FIFA World Cup, and the team's youngest lineups since the 1990 FIFA World Cup.

Goalkeeper Matt Turner joined 1930 backstop Jimmy Douglas as the only two USMNT goalkeepers to keep clean sheets in two matches at the same World Cup, shutting out England and IR Iran.

At 19 years, 358 days, Yunus Musah became the youngest USMNT player to start a World Cup match when he was named in the lineup for the tournament opener against Wales.

Twenty-five of 26 players took part in their first FIFA World Cup with only DeAndre Yedlin holding previous World Cup experience.

USMNT WC Lineups

GROUP B

Nov. 21, 2022

n. vs. Wales **

Al Rayyan, Qatar: 1-1

M. Turner

Dest (Yedlin)

Zimmerman

Ream

A. Robinson

Adams (c)

McKennie (Aaronson)

Musah (K. Acosta)

Weah-1 (J. Morris)

Sargent (Wright)

Pulisic

Nov. 25, 2022

n. vs. England **

Al Khor, Qatar: 0-0

M. Turner

Dest (S. Moore)

Zimmerman

Ream

A. Robinson

McKennie (Aaronson)

Adams (c)

Musah

Pulisic

Wright (Sargent)

Weah (G. Reyna)

Nov. 29, 2022

n. vs. IR Iran **

Doha, Qatar: 1-0

M. Turner

Dest (S. Moore)

Carter-Vickers

Ream

A. Robinson

Musah

Adams (c)

McKennie (K. Acosta)

Weah (Zimmerman)

Sargent (Wright)

Pulisic-1 (Aaronson)

Dec. 3, 2022

n. vs. Netherlands **

Al Rayyan, Qatar: 1-3

M. Turner

Dest (Yedlin)

Zimmerman

Ream

A. Robinson (J. Morris)

Adams (c)

Musah

McKennie (Wright-1)

Weah (Aaronson)

Je. Ferreira (G. Reyna)

Pulisic

U.S. Men's National Team 2014 World Cup Statistics

2014 World Cup Record: 1-2-1

FIELD PLAYER STATISTICS

Name	Pos.	GP/GS	Min.	G	A	Pts	Y/R	WC Caps*	Goals
Altidore, Jozy	F	1/1	22	0	0	0	0/0	5	0
Beasley, DaMarcus	D	4/4	390	0	0	0	0/0	11	0
Beckerman, Kyle	M	3/3	270	0	0	0	1/0	3	0
Bedoya, Alejandro	M	4/3	283	0	0	0	0/0	4	0
Besler, Matt	D	4/4	345	0	0	0	0/0	4	0
Bradley, Michael	M	4/4	390	0	1	1	0/0	8	1
Brooks, John	D	1/0	45	1	0	2	0/0	1	1
Cameron, Geoff	D	3/3	300	0	0	0	1/0	3	0
Chandler, Timmy	D	0/0	0	0	0	0	0/0	0	0
Davis, Brad	M	1/1	58	0	0	0	0/0	1	0
Dempsey, Clint	F	4/4	386	2	0	4	0/0	10	4
Diskrud, Mix	M	0/0	0	0	0	0	0/0	0	0
Gonzalez, Omar	D	3/2	211	0	0	0	1/0	3	0
Green, Julian	F	1/0	16	1	0	2	0/0	1	1
Guzan, Brad	GK	0/0	0	0	0	0	0/0	0	0
Howard, Tim	GK	4/4	390	0	0	0	0/0	8	0
Johannsson, Aron	F	1/0	68	0	0	0	0/0	1	0
Johnson, Fabian	D	4/4	301	0	0	0	0/0	4	0
Jones, Jermaine	M	4/4	390	1	1	3	1/0	4	1
Rimando, Nick	GK	0/0	0	0	0	0	0/0	0	0
Wondolowski, Chris	F	2/0	53	0	0	0	0/0	2	0
Yedlin, DeAndre	D	3/0	115	0	0	0	0/0	3	0
Zusi, Graham	M	4/3	257	0	2	2	0/0	4	0

TOTALS	4/4	390	5	4	14	4/0
Opponent Totals	4/4	390	6	3	15	4/0

GOALKEEPER STATISTICS

Player	GP/GS	Min.	GF	GA	SO	GAA	W-L-T	WC Caps*	WC SO
Guzan, Brad	0/0	0	0	0	0	—	0-0-0	0	0
Howard, Tim	4/4	390	5	6	0	1.38	1-2-1	8	1
Rimando, Nick	0/0	0	0	0	0	—	0-0-0	0	0

TOTALS	4/4	390	5	6	0	1.38	1-2-1
Opponent Totals	4/4	390	6	5	1	1.15	2-1-1

WORLD CUP NOTES: The U.S. escaped the ‘Group of Death’ by virtue of a cathartic 2-1 win against Ghana and a 2-2 draw with Portugal to finish second in the Group G to eventual champion Germany.

Tim Howard became the all-time U.S. MNT leader in World Cup caps and starts among modern era goalkeepers, earning his eighth appearance and start against Belgium. Howard also tied a World Cup record for saves in a match with 15 in the Round of 16 match against Belgium.

DaMarcus Beasley became the only American to play in four FIFA World Cups. In total his 11 career tournament appearances tie for second all-time among MNT players with Cobi Jones and Earnie Stewart.

USMNT WC Lineups

GROUP G
June 16, 2014
vs. Ghana
@ Natal, Brazil: 2-1 W
Howard
F. Johnson
Cameron
Besler (Brooks-1)
Beasley
Bedoya (Zusi)
Beckerman
Jones
Bradley
Dempsey-1 (c)
Altidore (Johannsson)
June 22, 2014
vs. Portugal
@ Manaus, Brazil: 2-2 T
Howard
F. Johnson
Cameron
Besler
Beasley
Beckerman
Jones-1
Bedoya (Yedlin)
Bradley
Zusi (Gonzalez)
Dempsey-1 (c) (Wondolowski)

June 26, 2014
vs. Germany
@ Recife, Brazil: 0-1 L
Howard
F. Johnson
Gonzalez
Besler
Beasley
Beckerman
Jones
Davis (Bedoya)
Bradley
Zusi (Yedlin)
Dempsey (c)

July 1, 2014
vs. Belgium
@ Salvador, Brazil: 1-2 L OT
Howard
F. Johnson (Yedlin)
Gonzalez
Besler
Beasley
Cameron
Bradley
Jones
Bedoya (Green-1)
Dempsey (c)
Zusi (Wondolowski)

U.S. Men's National Team 2010 World Cup Statistics

2010 World Cup Record: 1-1-2

FIELD PLAYER STATISTICS

Name	Pos.	GP/GS	Min.	G	A	Pts	Y/R	WC Caps*	Goals
Altidore, Jozy	F	4/4	355	0	1	1	1/0	4	0
Beasley, DaMarcus	M	1/0	11	0	0	0	1/0	7	0
Bocanegra, Carlos	D	4/4	390	0	0	0	1/0	6	0
Bornstein, Jonathan	D	2/2	199	0	0	0	0/0	2	0
Bradley, Michael	M	4/4	390	1	0	2	0/0	4	1
Buddle, Edson	F	2/0	41	0	0	0	0/0	2	0
Cherundolo, Steve	D	4/4	390	0	1	1	2/0	7	0
Clark, Ricardo	M	2/2	120	0	0	0	1/0	2	0
DeMerit, Jay	D	4/4	390	0	0	0	1/0	4	0
Dempsey, Clint	M	4/4	390	1	0	2	0/0	6	2
Donovan, Landon	M	4/4	390	3	0	6	0/0	12	5
Edu, Maurice	M	3/1	198	0	0	0	0/0	3	0
Feilhaber, Benny	M	3/0	165	0	0	0	0/0	3	0
Findley, Robbie	F	3/3	166	0	0	0	2/0	3	0
Gomez, Herculez	F	3/1	86	0	0	0	0/0	3	0
Goodson, Clarence	D	0/0	0	0	0	0	0/0	0	0
Guzan, Brad	GK	0/0	0	0	0	0	0/0	0	0
Hahnmann, Marcus	GK	0/0	0	0	0	0	0/0	0	0
Holden, Stuart	M	1/0	5	0	0	0	0/0	1	0
Howard, Tim	GK	4/4	390	0	0	0	0/0	4	0
Onyewu, Oguchi	D	2/2	169	0	0	0	0/0	5	0
Spector, Jonathan	D	0/0	0	0	0	0	0/0	0	0
Torres, Jose	M	1/0	45	0	0	0	0/0	1	0

Totals	4/4	390	5	2	12	9/0	79	8
Opponent Totals	4/4	390	5	3	13	13/1		

GOALKEEPER STATISTICS

Player	GP/GS	Min.	GF	GA	SO	GAA	W-L-T	WC Caps*	WC SO
Guzan, Brad	0/0	0	0	0	0	-	0-0-0	0	0
Hahnmann, Marcus	0/0	0	0	0	0	-	0-0-0	0	0
Howard, Tim	4/4	390	5	5	1	1.15	1-1-2	4	1
TOTALS	4/4	390	5	5	1	1.15	1-1-2	4	1
Opponent Totals	4/4	390	5	5	0	1.15	1-1-2		

* indicates totals through the 2006 World Cup

WORLD CUP NOTES: The U.S. won its group for the first time in 80 years while finishing ahead of England, Slovenia and Algeria, respectively.

Clint Dempsey and Landon Donovan became the second and third Americans to score in multiple FIFA World Cups.

Donovan became the USA's all-time leading World Cup goalscorer with his fifth career goal in the Round of 16 against Ghana. With his 12th career appearance against Ghana he also became the U.S. leader in World Cup caps.

The U.S. scored in all of its World Cup matches for the first time since 1950.

The U.S. advanced out of its group for the fourth time and was eliminated in the Round of 16 for the second time (1994).

The U.S. earned a point from every game for the first time, and it was also the first time the U.S. earned a point from the third World Cup game.

USMNT WC Lineups

GROUP C

June 12, 2010

vs. England

@ Rustenburg, S. Africa.: 1-1 T

Howard
Cherundolo
DeMerit
Onyewu
Bocanegra (c)
Donovan
Clark
Bradley
Dempsey-1
Findley (Buddle)
Altidore (Holden)

June 18, 2010

vs. Slovenia

@ Johannesburg, S. Africa.: 2-2 T

Howard
Cherundolo
DeMerit
Onyewu (Gomez)
Bocanegra (c)
Dempsey
Bradley-1
Torres (Edu)
Donovan-1
Findley (Feilhaber)
Altidore

June 23, 2010

vs. Algeria

@ Pretoria, S. Africa.: 1-0 W

Howard
Cherundolo
DeMerit
Bocanegra (c)
Bornstein (Beasley)
Donovan-1
Bradley
Edu (Buddle)
Dempsey
Gomez (Feilhaber)
Altidore

June 26, 2010

vs. Ghana

@ Rustenburg, S. Africa.: 1-2 L OT

Howard
Cherundolo
DeMerit
Bocanegra (c)
Bornstein
Donovan-1
Bradley
Clark (Edu)
Dempsey
Findley (Feilhaber)
Altidore (Gomez)

U.S. Men's National Team 2006 World Cup Statistics

2006 World Cup Record: 0-2-1

FIELD PLAYER STATISTICS

Name	Pos.	GP/GS	Min.	G	A	Pts	Y/R	WC Caps*	Goals
Albright, Chris	D	0/0	0	0	0	0	0/0	0	0
Beasley, DaMarcus	M	3/2	209	0	1	1	0/0	6	0
Berhalter, Gregg	D	0/0	0	0	0	0	0/0	2	0
Bocanegra, Carlos	D	2/2	180	0	0	0	0/0	2	0
Cherundolo, Steve	D	3/3	195	0	0	0	0/0	3	0
Ching, Brian	F	0/0	0	0	0	0	0/0	0	0
Conrad, Jimmy	D	2/1	129	0	0	0	0/0	2	0
Convey, Bobby	M	3/2	158	0	0	0	0/0	3	0
Dempsey, Clint	M	2/2	151	1	0	2	0/0	2	1
Donovan, Landon	M	3/3	270	0	0	0	0/0	8	2
Hahnemann, Marcus	GK	0/0	0	0	0	0	0/0	0	0
Howard, Tim	GK	0/0	0	0	0	0	0/0	0	0
Johnson, Eddie	F	2/0	75	0	0	0	0/0	2	0
Keller, Kasey	GK	3/3	270	0	0	0	0/0	5	0
Lewis, Eddie	D	2/2	163	0	0	0	1/0	5	0
Mastroeni, Pablo	M	2/2	90	0	0	0	0/1	5	0
McBride, Brian	F	3/3	256	0	0	0	0/0	10	3
O'Brien, John	M	1/0	45	0	0	0	0/0	6	1
Olsen, Ben	M	1/0	51	0	0	0	0/0	1	0
Onyewu, Oguchi	D	3/3	270	0	0	0	1/0	3	0
Pope, Eddie	D	2/2	137	0	0	0	2/1	9	0
Reyna, Claudio	M	3/3	219	0	0	0	1/0	10	0
Wolff, Josh	F	1/0	14	0	0	0	0/0	3	0

TOTALS	3	270	2	1	3	5/2	81	7
Opponent Totals	3	270	6	3	12	10/1		

GOALKEEPER STATISTICS

Player	GP/GS	Min.	GF	GA	SO	GAA	W-L-T	WC Caps*	WC SO
Hahnemann, Marcus	0/0	0	0	0	0	0.00	0-0-0	0	0
Howard, Tim	0/0	0	0	0	0	0.00	0-0-0	0	0
Keller, Kasey	3/3	270	2	6	0	2.00	0-2-1	5	0
TOTALS	3/3	270	2	6	0	2.00	0-2-1	5	0
Opponent Totals	3/3	270	6	2	1	0.67	0-2-1		

NOTE: Italy own goal on June 17 included in totals

* WC Cap and goal totals through the 2006 World Cup

WORLD CUP NOTES: For the fifth time in eight World Cups, the U.S. failed to advance out of its group.

For the third time in the last four World Cups, the USA's opponents scored an own goal for the United States, this time courtesy of Italy's Christian Zaccarado in a thrilling 1-1 draw on June 17 in Kaiserslautern. That match featured the only World Cup game in U.S. history in which two players from the United States received red cards (Pablo Mastroeni and Eddie Pope).

The U.S. has scored first in just three of 18 World Cup games since 1990.

Brian McBride ended his illustrious career with the United States with a team-best three career World Cup goals.

McBride and Landon Donovan are the only two players to play in all eight U.S. World Cup games in 2002 and 2006.

Claudio Reyna and Kasey Keller are the only two players to be on four U.S. World Cup rosters.

USMNT WC Lineups

GROUP E

June 12, 2006

vs. Czechia

@ Gelsenkirchen, Germany; 0-3 L

Keller

Cherundolo (Johnson)

Onyewu

Pope

Lewis

Mastroeni (O'Brien)

Reyna (c)

Beasley

Convey

Donovan

McBride (Wolff)

June 17, 2006

vs. Italy (OG)

@ Kaiserslautern, Germany; 1-1 T

Keller

Cherundolo

Onyewu

Pope

Bocanegra

Mastroeni

Dempsey (Beasley)

Donovan

Reyna (c)

Convey (Conrad)

McBride

June 22, 2006

vs. Ghana

@ Nuremberg, Germany; 1-2 L

Keller

Cherundolo (Johnson)

Conrad

Onyewu

Bocanegra

Reyna (c) (Olsen)

Dempsey-1

Donovan

Beasley

Lewis (Convey)

McBride

U.S. Men's National Team 2002 World Cup Statistics

2002 World Cup Record: 2-2-1

FIELD PLAYER STATISTICS

Name	Pos.	GP/GS	Min.	G	A	Pts	Y/R	WC Caps*	Goals
Agoos, Jeff	D	3/3	215	0	0	0	1/0	3	0
Beasley, DaMarcus	M	3/2	219	0	0	0	1/0	3	0
Berhalter, Gregg	D	2/2	180	0	0	0	2/0	2	0
Cherundolo, Steve	D	0/0	0	0	0	0	0/0	0	0
Donovan, Landon	M/F	5/5	434	2	0	4	0/0	5	2
Friedel, Brad	GK	5/5	450	0	0	0	1/0	6	0
Hejduk, Frankie	D/M	4/4	334	0	0	0	2/0	7	0
Jones, Cobi	M	4/0	106	0	0	0	0/0	11	0
Keller, Kasey	GK	0/0	0	0	0	0	0/0	2	0
Lewis, Eddie	M	3/2	196	0	1	1	1/0	3	0
Llamosa, Carlos	D	2/0	12	0	0	0	0/0	2	0
Mastroeni, Pablo	D/M	3/3	258	0	0	0	2/0	3	0
Mathis, Clint	M/F	3/2	204	1	1	3	0/0	3	1
McBride, Brian	F	5/5	372	2	1	5	0/0	7	3
Meola, Tony	GK	0/0	0	0	0	0	0/0	7	0
Moore, Joe-Max	F	2/0	49	0	0	0	0/0	4	0
O'Brien, John	M	5/5	450	1	1	3	0/0	5	1
Pope, Eddie	D	5/5	439	0	0	0	2/0	7	0
Regis, David	D	0/0	0	0	0	0	0/0	3	0
Reyna, Claudio	M	4/4	360	0	0	0	1/0	7	0
Sanneh, Tony	D/M	5/5	450	0	1	1	0/0	5	0
Stewart, Earnie	M/F	4/2	155	0	0	0	0/0	11	1
Wolff, Josh	F	2/1	67	0	1	1	1/0	2	0

TOTALS	5	450	7	6	20	14/0	108	8
Opponent Totals	5	450	7	4	18	14/1		

GOALKEEPER STATISTICS

Player	GP/GS	Min.	GF	GA	SO	GAA	W-L-T	WC Caps*	WC SO
Friedel, Brad	5/5	450	7	7	1	1.40	2-2-1	6	1
Keller, Kasey	0/0	0	0	0	0	—	0-0-0	2	0
Meola, Tony	0/0	0	0	0	0	—	0-0-0	7	0
TOTALS	5	450	7	7	1	1.40	2-2-1	15	1
Opponent Totals	5	450	7	7	1	1.40	2-2-1		

NOTE: Portugal own goal on June 5 included in totals

* WC Cap and goal totals through the 2002 World Cup

WORLD CUP NOTES: The U.S. advanced as far as the World Cup quarterfinals for the first time in 72 years. Its previous best was a semifinal appearance at the 1930 World Cup, where the U.S. advanced straight from group play into the final four.

The U.S. victory over Mexico marked the USA's first-ever knockout round victory in World Cup play. It was also the USA's first World Cup shutout since the team's historic 1-0 victory over England in Brazil in 1950.

Claudio Reyna became the first U.S. Men's National Team player to be named to the FIFA All-World Cup First Team.

Brian McBride became the first player in U.S. MNT history to score goals in consecutive World Cups, scoring two game-winners for the U.S. in 2002.

Cobi Jones and Earnie Stewart each played in four 2002 World Cup games to extend their career totals to a U.S. Soccer record 11 World Cup match appearances.

USMNT WC Lineups

GROUP D

June 5, 2002

vs. Portugal (OG)

@ Suwon, Korea Republic; 3-2 W

Friedel
Hejduk
Agoos
Pope (Llamosa)
Sanneh
Mastroeni
Beasley
O'Brien-1
Stewart (c) (Jones)
Donovan (Moore)
McBride-1

June 10, 2002

vs. Korea Republic

@ Daegu, Korea Republic; 1-1 T

Friedel
Hejduk
Agoos
Pope
Sanneh
Reyna (c)
Beasley (Lewis)
O'Brien
Donovan
Mathis-1 (Wolff)
McBride

June 14, 2002

vs. Poland

@ Daegu, Korea Republic; 1-3 L

Friedel
Hejduk
Agoos (Beasley)
Pope
Sanneh
Reyna (c)
Stewart (Jones)
O'Brien
Donovan-1
Mathis
McBride (Moore)

ROUND OF 16

June 17, 2002

vs. Mexico

@ Jeonju, Korea Republic; 2-0 W

Friedel
Berhalter
Pope
Sanneh
Mastroeni (Llamosa)
Lewis
Reyna (c)
O'Brien
Donovan-1
McBride-1 (Jones)
Wolff (Stewart)

QUARTERFINALS

June 21, 2002

vs. Germany

@ Ulsan, Korea Republic; 0-1 L

Friedel
Berhalter
Pope
Sanneh
Mastroeni (Stewart)
Lewis
Reyna (c)
Hejduk (Jones)
O'Brien
Donovan
McBride (Mathis)

U.S. NATIONAL TEAM WORLD CUP '98, '94 & '90 Statistics

FIELD PLAYER STATISTICS

Name	Pos	France 1998						USA 1994						Italy 1990					
		GP	Min.	G	A	Pts	Y/R	GP	Min.	G	A	Pts	Y/R	GP	Min.	G	A	Pts	Y/R
Agoos, Jeff	D	0/0	0	0	0	0	0	-	-	-	-	-	-	-	-	-	-	-	-
Armstrong, Desmond	D	-	-	-	-	-	-	-	-	-	-	-	-	3/3	270	0	0	0	0
Balboa, Marcelo	D	1/0	8	0	0	0	0	4/4	360	0	0	0	0	3/2	206	0	0	0	0
Banks, Jimmy	D	-	-	-	-	-	-	-	-	-	-	-	-	2/2	135	0	0	0	2/0
Bliss, Brian	D	-	-	-	-	-	-	-	-	-	-	-	-	1/0	20	0	0	0	0
Burns, Mike	D	2/2	135	0	0	0	0	0/0	0	0	0	0	0	-	-	-	-	-	-
Caligiuri, Paul	D	-	-	-	-	-	-	4/4	360	0	0	0	0	3/3	262	1	0	2	1/0
Clavijo, Fernando	D	-	-	-	-	-	-	3/2	265	0	0	0	1/1	-	-	-	-	-	-
Covone, Neil	M	-	-	-	-	-	-	-	-	-	-	-	-	0/0	0	0	0	0	0
Deering, Chad	M	1/1	70	0	0	0	0	-	-	-	-	-	-	-	-	-	-	-	-
Dooley, Thomas	M	3/3	254	0	0	0	0	4/4	360	0	0	0	0	-	-	-	-	-	-
Doyle, John	D	-	-	-	-	-	-	-	-	-	-	-	-	2/2	180	0	0	0	0
Eichmann, Eric	M	-	-	-	-	-	-	-	-	-	-	-	-	0/0	0	0	0	0	0
Harkes, John	M	-	-	-	-	-	-	3/3	270	0	0	0	2/0	3/3	270	0	0	0	0
Hejduk, Frankie	M	3/2	199	0	0	0	1/0	-	-	-	-	-	-	-	-	-	-	-	-
Henderson, Chris	M	-	-	-	-	-	-	-	-	-	-	-	-	0/0	0	0	0	0	0
Jones, Cobi	M	3/3	270	0	0	0	0	4/1	151	0	0	0	0	-	-	-	-	-	-
Klopas, Frank	F	-	-	-	-	-	-	0/0	0	0	0	0	0	-	-	-	-	-	-
Kooiman, Cle	D	-	-	-	-	-	-	1/1	90	0	0	0	0	-	-	-	-	-	-
Krumpe, Paul	D	-	-	-	-	-	-	-	-	-	-	-	-	0/0	0	0	0	0	0
Lalas, Alexi	D	0/0	0	0	0	0	0	4/4	360	0	0	0	1/0	-	-	-	-	-	-
Lapper, Mike	D	-	-	-	-	-	-	0/0	0	0	0	0	0	-	-	-	-	-	-
Maisonneuve, Brian	M	3/2	188	0	0	0	0	-	-	-	-	-	-	-	-	-	-	-	-
McBride, Brian	F	2/2	180	1	0	2	0	-	-	-	-	-	-	-	-	-	-	-	-
Moore, Joe-Max	F	2/2	148	0	0	0	0	0/0	0	0	0	0	0	-	-	-	-	-	-
Murray, Bruce	F	-	-	-	-	-	-	-	-	-	-	-	-	3/3	249	1	1	3	1/0
Perez, Hugo	M	-	-	-	-	-	-	1/1	66	0	0	0	0	-	-	-	-	-	-
Pope, Eddie	D	2/2	180	0	0	0	1/0	-	-	-	-	-	-	-	-	-	-	-	-
Radosavljevic, Preki	F	2/0	55	0	1	1	0	-	-	-	-	-	-	-	-	-	-	-	-
Ramos, Tab	M	-	-	-	-	-	-	4/4	287	0	1	1	0	3/3	270	0	1	0	1/0
Regis, David	D	3/3	270	0	0	0	1/0	-	-	-	-	-	-	-	-	-	-	-	-
Reyna, Claudio	M	3/3	270	0	0	0	1/0	0/0	0	0	0	0	0	-	-	-	-	-	-
Sorber, Mike	M	-	-	-	-	-	-	4/4	344	0	0	0	0	-	-	-	-	-	-
Stewart, Earnie	M/F	3/2	213	0	0	0	0	4/4	327	1	0	2	0	-	-	-	-	-	-
Stollmeyer, John	M	-	-	-	-	-	-	-	-	-	-	-	-	2/1	74	0	0	0	0
Sullivan, Chris	F	-	-	-	-	-	-	-	-	-	-	-	-	2/0	21	0	0	0	0
Trittschuh, Steve	D	-	-	-	-	-	-	-	-	-	-	-	-	1/1	90	0	0	0	1/0
Vermes, Peter	F	-	-	-	-	-	-	-	-	-	-	-	-	3/3	270	0	0	0	0
Wegerle, Roy	F	2/1	83	0	0	0	0	4/0	102	0	0	0	0	-	-	-	-	-	-
Windischmann, Mike	D	-	-	-	-	-	-	-	-	-	-	-	-	3/3	270	0	0	0	1/0
Wynalda, Eric	F	2/1	90	0	0	0	0	4/4	253	1	0	2	0	2/1	87	0	0	0	0/1
TOTALS		3/3	270	1	1	3	4/0	4/4	360	2	1	5	4/1	3/3	270	2	2	5	8/1

GOALKEEPER STATISTICS

Name	Pos	France 1998					USA 1994					Italy 1990				
		GP	Min.	W-L-T	GF	GA	GP	Min.	W-L-T	GF	GA	GP	Min.	W-L-T	GF	GA
Friedel, Brad	GK	1/1	90	0-1-0	0	1	0/0	0	0-0-0	0	0	-	-	-	-	-
Keller, Kasey	GK	2/2	180	0-2-0	1	4	-	-	-	-	-	0/0	0	0-0-0	0	0
Meola, Tony	GK	3/3	270	0-3-0	2	8	4/4	360	1-2-1	3	4	3/3	270	0-3-0	2	8
Sommer, Juergen	GK	0/0	0	0-0-0	0	0	0/0	0	0-0-0	0	0	0/0	0	0-0-0	0	0
Vanole, David	GK	-	-	-	-	-	-	-	-	-	-	0/0	0	0-0-0	0	0
TOTALS		3/3	270	0-3-0	1	5	4/4	360	1-2-1	3	4	3/3	270	0-3-0	2	8

NOTE: Tony Meola received a yellow card at the 1990 World Cup in Italy.

U.S. NATIONAL TEAM WORLD CUP '50, '34 & '30 Statistics

FIELD PLAYER STATISTICS

Name	Pos	Brazil 1950					Italy 1934					Uruguay 1930				
		GP	Min.	G	A	Pts	GP	Min.	G	A	Pts	GP	Min.	G	A	Pts
Amrhein, Thomas	D	—	—	—	—	—	0	—	—	—	—	—	—	—	—	—
Annis, Bob	D	0	—	0	0	0	—	—	—	—	—	—	—	—	—	—
Auld, Andrew	M	—	—	—	—	—	—	—	—	—	—	3	270	0	1	1
Bahr, Walter	M	3	270	0	1	1	—	—	—	—	—	—	—	—	—	—
Bookie, Michael	F	—	—	—	—	—	—	—	—	—	—	0	0	0	0	0
Brown, James	M	—	—	—	—	—	—	—	—	—	—	3	270	1	0	2
Colombo, Charlie	D	3	270	0	0	0	—	—	—	—	—	—	—	—	—	—
Combes, Geoff	D	0	—	0	0	0	—	—	—	—	—	—	—	—	—	—
Craddock, Robert	M	0	—	0	0	0	—	—	—	—	—	—	—	—	—	—
Czerkiewicz, Edward	D	—	—	—	—	—	1	90	0	0	0	—	—	—	—	—
Dick, Walter	F	—	—	—	—	—	1	90	0	0	0	—	—	—	—	—
DiOrio, Nicholas	F	0	—	0	0	0	—	—	—	—	—	—	—	—	—	—
Donelli, Aldo	F	—	—	—	—	—	1	90	1	0	2	—	—	—	—	—
Fiedler, Bill	M	—	—	—	—	—	0	0	0	0	0	—	—	—	—	—
Florie, Thomas	F	—	—	—	—	—	1	90	0	0	0	3	270	1	1	3
Gallagher, James	D	—	—	—	—	—	0	0	0	0	0	3	270	0	0	0
Gaetjens, Joseph	F	3	270	1	0	2	—	—	—	—	—	—	—	—	—	—
Gentle, James	D	—	—	—	—	—	—	—	—	—	—	0	0	0	0	0
Gonsalves, Billy	M	3	270	0	1	1	1	90	0	0	0	3	270	0	1	1
Keough, Harry	D	3	270	0	0	0	—	—	—	—	—	—	—	—	—	—
Lehman, William	D	—	—	—	—	—	0	0	0	0	0	—	—	—	—	—
Lynch, Tom	M	—	—	—	—	—	0	0	0	0	0	—	—	—	—	—
Maca, Joseph	D	3	270	1	1	3	—	—	—	—	—	—	—	—	—	—
Martinelli, Joseph	D	—	—	—	—	—	0	0	0	0	0	—	—	—	—	—
McGhee, Bart	F	—	—	—	—	—	—	—	—	—	—	3	270	1	0	2
McLean, Bill	F	—	—	—	—	—	1	90	0	0	0	—	—	—	—	—
McIlvenny, Edward	D	3	270	0	0	0	—	—	—	—	—	—	—	—	—	—
Moorhouse, George	D	—	—	—	—	—	1	90	0	0	0	3	270	0	0	0
Nilsen, Werner	M	—	—	—	—	—	1	90	0	0	0	—	—	—	—	—
Oliver, Arnold	M	—	—	—	—	—	0	0	0	0	0	—	—	—	—	—
Pariani, Gino	M	3	270	1	0	2	—	—	—	—	—	—	—	—	—	—
Patenaude, Bert	F	3	270	4	0	8	—	—	—	—	—	—	—	—	—	—
Pietras, Peter	D	—	—	—	—	—	1	90	0	0	0	—	—	—	—	—
Rapp, Herman	D	—	—	—	—	—	0	0	0	0	0	—	—	—	—	—
Ryan, Francis	M	—	—	—	—	—	1	90	0	0	0	—	—	—	—	—
Slone, Philip	M	—	—	—	—	—	—	—	—	—	—	0	0	0	0	0
Souza, Edward	F	2	180	0	0	0	—	—	—	—	—	—	—	—	—	—
Souza, John	F	3	270	0	0	0	—	—	—	—	—	—	—	—	—	—
Tracy, Ralph	D	—	—	—	—	—	—	—	—	—	—	3	270	0	0	0
Vaughn, Frank	D	—	—	—	—	—	—	—	—	—	—	0	0	0	0	0
Wallace, Frank	M	3	270	1	0	2	—	—	—	—	—	—	—	—	—	—
Wolanin, Adam	M	1	90	0	0	0	—	—	—	—	—	—	—	—	—	—
Wood, Alexander	D	—	—	—	—	—	—	—	—	—	—	3	270	0	0	0
TOTALS		3	270	4	2	10	1	90	1	0	2	3	270	7	3	37

GOALKEEPER STATISTICS

Name	Pos	Brazil 1950					Italy 1934					Uruguay 1930				
		GP	Min.	W-L-T	GF	GA	GP	Min.	W-L-T	GF	GA	GP	Min.	W-L-T	GF	GA
Borghi, Frank	GK	3	270	1-2-0	4	8	—	—	—	—	—	—	—	—	—	—
Douglas, James	GK	—	—	—	—	—	—	—	—	—	—	3	270	2-1-0	7	6
Gardassanich, Gino	GK	0	—	0-0-0	0	0	—	—	—	—	—	—	—	—	—	—
Hjulian, Julius	GK	—	—	—	—	—	1	90	0-1-0	1	7	—	—	—	—	—
TOTALS		3	270	1-2-0	4	8	1	90	0-1-0	1	7	3	270	2-1-0	7	6

U.S. Men's National Team All-Time World Cup Appearances

Player	Caps	Goals	Era
Aaronson, Brenden	4	0	2022
Acosta, Kellyn	2	0	2022
Adams, Tyler	4	0	2022
Agos, Jeff	3	0	1998, 2002
Altidore, Jozy	5	0	2010, 2014
Armstrong, Desmond	3	0	1990
Auld, Andrew	3	0	1930
Bahr, Walter	3	0	1950
Balboa, Marcelo	8	0	1990, 1994, 1998
Banks, Jimmy	2	0	1990
Beasley, DaMarcus	11	0	2002, 06, 10, 14
Beckerman, Kyle	3	0	2014
Bedoya, Alejandro	4	0	2014
Berhalter, Gregg	2	0	2002, 2006
Besler, Matt	4	0	2014
Bliss, Brian	1	0	1990
Bocanegra, Carlos	6	0	2006, 2010
Borghi, Frank	3	0	1950
Bornstein, Jonathan	2	0	2010
Bradley, Michael	8	1	2010, 2014
Brooks, John	1	1	2014
Brown, James	3	1	1930
Buddle, Edson	2	0	2010
Burns, Mike	2	0	1994, 1998
Caligiuri, Paul	7	1	1990, 1994
Cameron, Geoff	3	0	2014
Carter-Vickers, Cameron	1	0	2022
Cherundolo, Steve	7	0	2006, 2010
Clark, Ricardo	2	0	2010
Clavijo, Fernando	3	0	1994
Colombo, Charles	3	0	1950
Conrad, Jimmy	2	0	2006
Convey, Bobby	3	0	2006
Czerkiewicz, Ed	1	0	1934
Davis, Brad	1	0	2014
Deering, Chad	1	0	1998
DeMerit, Jay	4	0	2010
Dempsey, Clint	10	4	2006, 2010, 2014
Dest, Sergiño	4	0	2022
Dick, Walter	1	0	1934
Donelli, Aldo	1	1	1934
Donovan, Landon	12	5	2002, 2006, 2010
Dooley, Thomas	7	0	1994, 1998
Douglas, James	3	0	1930
Doyle, John	2	0	1990
Edu, Maurice	3	0	2010
Feilhaber, Benny	3	0	2010
Ferreira, Jesús	1	0	2022
Findley, Robbie	3	0	2010
Florie, Thomas	4	1	1930, 1934
Friedel, Brad	6	0	1994, 1998, 2002
Gaetjens, Joseph	3	1	1950
Gallagher, James	3	0	1930
Gomez, Herculez	3	0	2010
Gonsalves, Billy	4	0	1930, 1934
Gonzalez, Omar	3	0	2014
Green, Julian	1	1	2014
Harkes, John	6	0	1990, 1994
Hejduk, Frankie	7	0	1998, 2002
Hjulian, Julius	1	0	1934
Holden, Stuart	1	0	2010
Howard, Tim	8	0	2010, 2014
Johannsson, Aron	1	0	2014
Johnson, Eddie	2	0	2006
Johnson, Fabian	4	0	2014
Jones, Cobi	11	0	1994, 1998, 2002
Jones, Jermaine	4	1	2014

Player	Caps	Goals	Era
Keller, Kasey	5	0	1990, 98, 2002, 06
Keough, Harry	3	0	1950
Kooiman, Cle	1	0	1994
Lalas, Alexi	4	0	1994, 1998
Lewis, Eddie	5	0	2002, 2006
Llamasa, Carlos	2	0	2002
Maca, Joseph	3	1	1950
Maisonneuve, Brian	3	0	1998
Mastroeni, Pablo	5	0	2002, 2006
Mathis, Clint	3	1	2002
McBride, Brian	10	3	1998, 2002, 2006
McGhee, Bart	3	1	1930
McIlvenny, Edward	3	0	1950
McKennie, Weston	4	0	2022
McLean, Willie	1	0	1934
Meola, Tony	7	0	1990, 1994, 2002
Moore, Joe-Max	4	0	1994, 1998, 2002
Moore, Shaq	2	0	2022
Moorhouse, George	4	0	1930, 1934
Morris, Jordan	2	0	2022
Murray, Bruce	3	1	1990
Musah, Yunus	4	0	2022
Nilsen, Werner	1	0	1934
O'Brien, John	6	1	2002, 2006
Olsen, Ben	1	0	2006
Onyewu, Oguchi	5	0	2006, 2010
Pariani, Gino	3	1	1950
Patenaude, Bert	3	4	1930
Perez, Hugo	1	0	1994
Pietras, Peter	1	0	1934
Pope, Eddie	9	0	1998, 2002, 2006
Pulisic, Christian	4	1	2022
Radosavljevic, Preki	2	0	1998
Ramos, Tab	9	0	1990, 1994, 1998
Ream, Tim	4	0	2022
Regis, David	3	0	1998, 2002
Reyna, Claudio	10	0	1994, 98, 2002, 06
Reyna, Gio	2	0	2022
Robinson, Antonee	4	0	2022
Ryan, Francis	1	0	1934
Sanneh, Tony	5	0	2002
Sargent, Josh	3	0	2022
Sorber, Mike	4	0	1994
Souza, Ed	2	0	1950
Souza, John	3	0	1950
Stewart, Earnie	11	1	1994, 1998, 2002
Stollmeyer, John	2	0	1990
Sullivan, Chris	2	0	1990
Torres, José	1	0	2010
Tracy, Ralph	3	0	1930
Trittshuh, Steve	1	0	1990
Turner, Matt	4	0	2022
Vermes, Peter	3	0	1990
Wallace, Frank	3	1	1950
Weah, Tim	4	1	2022
Wegerle, Roy	6	0	1994, 1998
Windischmann, Mike	3	0	1990
Wolanin, Adam	1	0	1950
Wolff, Josh	3	0	2002, 2006
Wondolowski, Chris	2	0	2014
Wood, Alexander	3	0	1930
Wright, Haji	4	1	2022
Wynalda, Eric	8	1	1990, 1994, 1998
Yedlin, DeAndre	5	0	2014, 2022
Zimmerman, Walker	4	0	2022
Zusi, Graham	4	0	2014

U.S. MNT All-Time World Cup Leaders

APPEARANCES

	Name	Caps	Goals	Era
1.	Donovan, Landon	12	5	2002, 06, 10
2.	Beasley, DaMarcus	11	0	02, 06, 10, 14
	Jones, Cobi	11	0	1994, 98, 02
	Stewart, Earnie	11	1	1994, 98, 02
5.	Dempsey, Clint	10	4	2006, 10, 14
	McBride, Brian	10	3	1998, 02, 06
	Reyna, Claudio	10	0	94, 98, 02, 06
8.	Pope, Eddie	9	0	1998, 02, 06
	Ramos, Tab	9	0	1990, 94, 98
10.	Balboa, Marcelo	8	0	1990, 94, 98
	Bradley, Michael	8	1	2010, 14
	Howard, Tim	8	0	2010, 14
	Wynalda, Eric	8	1	1990, 94, 98
14.	Caligiuri, Paul	7	1	1990, 94
	Dooley, Thomas	7	0	1994, 98
	Hejduk, Frankie	7	0	1998, 02
	Meola, Tony	7	0	1990, 94, 02
	Cherundolo, Steve	7	0	2002, 06, 10
18.	Bocanegra, Carlos	6	0	2006, 10
	Friedel, Brad	6	0	1994, 98, 02
	Harkes, John	6	0	1990, 94
	O'Brien, John	6	1	2002, 06
	Wegerle, Roy	6	0	1994, 98

GOAL SCORERS

	Name	Goals	Caps	Era
1.	Donovan, Landon	5	12	2002, 06, 10
2.	Dempsey, Clint	4	10	2006, 10, 14
	Patenaude, Bert	4	3	1930
4.	McBride, Brian	3	10	1998, 02, 06
5.	Bradley, Michael	1	8	2010, 14
	Brooks, John	1	1	2014
	Brown, James	1	3	1930
	Caligiuri, Paul	1	7	1990, 94
	Donelli, Aldo	1	1	1934
	Florie, Thomas	1	4	1930, 34
	Gaetjens, Joseph	1	3	1950
	Green, Julian	1	1	2014
	Jones, Jermaine	1	4	2014
	Maca, Joseph	1	3	1950
	Mathis, Clint	1	3	2002
	McGhee, Bart	1	3	1930
	Murray, Bruce	1	3	1990
	OBrien, John	1	6	2002, 06
	Pariani, Gino	1	3	1950
	Pulisic, Christian	1	4	2022
	Stewart, Earnie	1	11	1994, 98, 02
	Wallace, Frank	1	3	1950
	Weah, Tim	1	4	2022
	Wright, Haji	1	4	2022
	Wynalda, Eric	1	8	1990, 94, 98

Goalkeepers

APPEARANCES

	Name	Caps	Starts	Era
1.	Howard, Tim	8	8	2010, 14
2.	Meola, Tony	7	7	1990, 94, 02
3.	Friedel, Brad	6	6	1994, 98, 02
4.	Keller, Kasey	5	5	90, 98, 02, 06
5.	Turner, Matt	4	4	2022

WINS

	Name	Wins	Caps	Era
1.	Douglas, Jimmy	2	3	1930
	Friedel, Brad	2	6	1994, 98, 02
	Howard, Tim	2	8	2010, 14
4.	Borghini, Frank	1	3	1950
	Meola, Tony	1	7	1990, 94, 02
	Turner, Matt	1	4	2022

SHUTOUTS

	Name	SO	Caps	Era
1.	Douglas, Jimmy	2	3	1930
	Turner, Matt	2	4	2022
3.	Borghini, Frank	1	3	1950
	Friedel, Brad	1	6	1994, 98, 02
	Howard, Tim	1	8	2010, 14

ALL-TIME WORLD CUP HISTORY

Past Sites & Results

Year	Site	Champion	Manager	Score	Runner-up	Third Place
2022	Qatar	Argentina	Lionel Scaloni	3-3 (4-2 pk)	France	Croatia 2, Morocco 1
2018	Russia	France	Didier Deschamps	4-2	Croatia	Belgium 2, England 0
2014	Brazil	Germany	Joachim Löw	1-0 (ot)	Argentina	Netherlands 3, Brazil 0
2010	South Africa	Spain	Vicente del Bosque	1-0 (ot)	Netherlands	Germany 3, Uruguay 2
2006	Germany	Italy	Marcello Lippi	1-1 (5-3 pk)	France	Germany 3, Portugal 1
2002	Korea/Japan	Brazil	Luiz Felipe Scolari	2-0	Germany	Turkey 3, Korea Rep. 2
1998	France	France	Aime Jacquet	3-0	Brazil	Croatia 2, Holland 1
1994	USA	Brazil	Carlos Parreira	0-0 (3-2 pk)	Italy	Sweden 4, Bulgaria 0
1990	Italy	W. Germany	Franz Beckenbauer	1-0	Argentina	Italy 2, England 1
1986	Mexico	Argentina	Carlos Bilardo	3-2	W. Germany	France 4, Belgium 2 (ot)
1982	Spain	Italy	Enzo Bearzot	3-1	W. Germany	Poland 3, France 2
1978	Argentina	Argentina	Cesar Menotti	3-1 (ot)	Netherlands	Brazil 2, Italy 1
1974	W. Germany	W. Germany	Helmut Schoen	2-1	Netherlands	Poland 1, Brazil 0
1970	Mexico	Brazil	Mario Zagalo	4-1	Italy	W. Germany 1, Uruguay 0
1966	England	England	Alf Ramsey	4-2 (ot)	West Germany	Portugal 2, USSR 1
1962	Chile	Brazil	Aymore Moreira	3-1	Czechoslovakia	Chile 1, Yugoslavia 0
1958	Sweden	Brazil	Vicente Feola	5-2	Sweden	France 6, W. Germany 3
1954	Switzerland	W. Germany	Sepp Herberger	3-2	Hungary	Austria 3, Uruguay 1
1950	Brazil	Uruguay	Juan Lopez	2-1	Brazil	Sweden
1938	France	Italy	Vittorio Pozzo	4-2	Hungary	Brazil 4, Sweden 2
1934	Italy	Italy	Vittorio Pozzo	2-1 (ot)	Czechoslovakia	Germany 3, Austria 2
1930	Uruguay	Uruguay	Alberto Supicci	4-2	Argentina	USA

Attendance & Goal History

Year	Site	Matches	Total Attendance	Average Attendance/Match	Total Goals	Average Goals/Match
2022	Qatar	64	3,404,252	51,191	172	2.68
2018	Russia	64	3,031,768	47,371	169	2.64
2014	Brazil	64	3,429,873	53,592	171	2.67
2010	South Africa	64	3,178,856	49,670	145	2.27
2006	Germany	64	3,359,439	52,491	147	2.30
2002	Korea/Japan	64	2,705,134	42,268	161	2.53
1998	France	64	2,785,100	43,517	171	2.67
1994	USA	52	3,587,538	68,991	141	2.71
1990	Italy	52	2,517,348	48,411	115	2.21
1986	Mexico	52	2,441,731	43,956	132	2.54
1982	Spain	52	1,856,277	35,698	146	2.80
1978	Argentina	38	1,610,215	42,374	102	2.68
1974	West Germany	38	1,774,022	46,685	97	2.55
1970	Mexico	32	1,673,975	52,312	95	2.96
1966	England	32	1,614,677	50,458	89	2.78
1962	Chile	32	776,000	24,250	89	2.78
1958	Sweden	35	868,000	24,800	126	3.60
1954	Switzerland	26	943,000	36,270	140	5.38
1950	Brazil	22	1,337,000	60,772	88	4.00
1938	France	18	483,000	26,833	84	4.66
1934	Italy	17	395,000	23,235	70	4.11
1930	Uruguay	18	434,500	24,139	70	3.89

U.S. Men's National Team All-Time World Cup Qualifying Appearances

Player	Caps	Goals	Era	Player	Caps	Goals	Era
Aaronson, Brenden	11	2	2021-2022	Clark, Ricardo	8	1	2005-2009
Acosta, Kellyn	19	0	2016-2022	Clear, Edward	3	0	1968
Adams, Tyler	13	0	2021-2022	Cohen, Neil	1	0	1976
Adu, Freddy	6	1	2008-2009	Coker, Ade	2	2	1984
Agos, Jeff	26	0	1996-2001	Colombo, Charles	4	0	1949
Albrecht, Dietrich	6	1	1968	Conrad, Jim	1	0	2005
Albright, Chris	8	0	2001-2005	Convey, Bobby	7	0	2004-2005
Altdore, Jozy	41	18	2008-2017	Cook, Elwood	3	0	1957
Armas, Chris	19	0	2001-2005	Cooper, Kenny	2	1	2008-2009
Armstrong, Desmond	3	0	1988-1989	Corona, Joe	2	0	2013
Arnaud, Davy	1	0	2008	Corrales, Ramiro	1	0	2004
Arriola, Paul	12	2	2016-2022	Counce, Dan	1	0	1976
Bachmeier, Adolf	9	0	1965-1968	Craddock Jr., Robert	1	0	1954
Bahr, Walter	9	1	1949-1957	Crow, Kevin	5	0	1984-1988
Baker, Gerry	5	2	1968	Crudo, Tony	1	0	1980
Balboa, Marcelo	10	0	1989-1997	Cunningham, Jeff	2	0	2005
Banach, Orest	4	0	1969-1972	Czerkiewicz, Ed	1	0	1934
Bandov, Boris	8	1	1976-1980	Cziotka, Andy	4	0	1965
Banks, Jimmy	4	0	1989	Davies, Charlie	6	2	2008-2009
Barone, Gary	1	0	1972	Davis, Brad	4	0	2013
Barrett, Chad	1	0	2008	Davis, Rick	12	1	1980-1988
Barto, Barry	4	0	1972	de la Fuente, Konrad	2	0	2021
Bayardo, Abaunza	3	0	1965-1969	de la Torre, Luca	4	0	2021-2022
Beasley, DaMarcus	35	6	2001-2017	Decker, Rolf	2	0	1954
Beckerman, Kyle	8	0	2009-2016	Deering, Chad	2	0	2000
Bedoya, Alejandro	8	0	2013-2017	DeLong, Gary	3	0	1968
Bello, George	2	0	2021	DeMerit, Jay	3	0	2008-2009
Benedek, Janos	1	0	1968	Dempsey, Clint	43	18	2004-2017
Benitez, Jorge	2	0	1972	Dest, Sergiño	6	1	2021-2022
Berhalter, Gregg	14	0	2001-2005	DiBernardo, Angelo	10	1	1980-1985
Besler, Matt	14	1	2013-2017	Diskrud, Mix	4	0	2013-2016
Bicek, Helmut	5	2	1960-1965	Djordjevic, Slodubian	1	0	1972
Bick, Sam	1	0	1976	Donelli, Aldo	1	4	1934
Birnbaum, Steve	2	0	2016	Donovan, Landon	40	13	2001-2013
Bliss, Brian	9	1	1988-1989	Dooley, Thomas	12	1	1996-1997
Bocanegra, Carlos	31	5	2004-2012	Doyle, John	4	0	1988-1989
Borghi, Frank	5	0	1949-1954	Duback, Jeff	1	0	1989
Borja, Hernan	5	1	1984-1988	DuBose, Winston	2	0	1980-1984
Bornstein, Jonathan	6	1	2008-2009	Durgan, Jeff	3	0	1984-1985
Boyd, Terrence	3	0	2013	Eck, Ted	1	0	1989
Bradley, Michael	40	7	2008-2017	Edu, Maurice	12	0	2008-2013
Brcic, David	2	0	1984-1985	Eichmann, Eric	3	1	1989
Brooks, John	6	0	2016-2021	Ely, Alex	4	0	1960-1965
Brown, George	1	0	1957	Embarger, Edward	2	0	1954
Burkard, Robert	1	0	1957	Engedal, Svend	2	0	1957
Burns, Mike	11	0	1996-1997	Eppy, William	1	0	1957
Busio, Gianluca	3	0	2021-2022	Evans, Brad	5	1	2013
Califf, Danny	4	0	2005-2009	Fajkus, Charlie	2	0	1984-1985
Caligiuri, Paul	9	2	1985-1997	Fehrer, Sandy	2	0	1968
Cameron, Fred	5	0	1965-1969	Feilhaber, Benny	7	0	2009-2017
Cameron, Geoff	24	2	2013-2017	Ferreira, Jesús	6	1	2021-2022
Cannon, Reggie	2	0	2022	Ficken, Dieter	1	0	1972
Canter, Dan	6	0	1984-1985	Finlay, Ethan	1	0	2016
Cantillo, Ringo	4	0	1980	Finn, Kenny	1	0	1960
Carroll, Brian	1	0	2005	Fister, Karl	2	1	1960
Casey, Conor	7	2	2004-2009	Flater, Mike	5	0	1976
Casey, Cornelius	4	1	1954	Florie, Thomas	1	0	1934
Castillo, Edgar	6	0	2013-2016	Formoso, Santiago	3	0	1976
Chachurian, Yprem	3	1	1954	Fowles, Colin	3	0	1980
Chandler, Timmy	3	0	2013-2016	Fox, Mike	4	0	1985
Cherundolo, Steve	26	0	2001-2012	Franks, Leroy	1	0	1957
Ching, Brian	17	6	2004-2009	Fraser, Robin	1	0	2000
Chyzowych, Walter	2	0	1965	Freitag, Willy	2	0	1960

ALL-TIME WORLD CUP QUALIFYING APPEARANCES

Player	Caps	Goals	Era
Friedel, Brad	13	0	1996-2001
Fry, Chance	1	0	1984
Gabarra, Jim	6	0	1989
Gallagher, James	1	0	1930-1934
Gansler, Bob	2	0	1968
Geimer, Gene	4	2	1972
Gentile, Carl	3	0	1968
Gerley, Victor	4	0	1965
Getzinger, Rudy	3	1	1972
Gibbs, Cory	6	0	2004-2005
Gomez, Herculez	8	2	2013
Gonsalves, Billy	1	0	1930-1934
Gonzalez, Omar	18	0	2013-2017
Gooch, Lynden	1	0	2016
Goodson, Clarence	8	0	2008-2013
Gordon, Alan	1	0	2012
Gormley, Robert	1	0	1954
Goulet, Brent	3	0	1989
Grabowski, Gene	1	0	1957
Grgurev, Fred	5	0	1976
Grivnow, Steve	1	0	1954
Guzan, Brad	15	0	2008-2017
Gyau, Philip	1	0	1989
Hahnemann, Marcus	1	0	2005
Hamlyn, Alan	3	0	1972
Hanna, James	1	0	1957
Harkes, John	21	0	1989-1997
Hausemann, Larry	3	0	1968-1972
Hejduk, Frankie	17	2	1996-2009
Henderson, Chris	3	1	1997-2001
Herz, Eberhard	1	0	1960
Hjulian, Julius	1	0	1934
Holden, Stuart	6	0	2009-2013
Hooker, Jeff	1	0	1985
Hoppe, Matthew	1	0	2021
Howard, Tim	39	0	2004-2017
Hulcer, Larry	2	0	1980
Hynes, Jack	4	0	1949
Johannsson, Aron	3	1	2013
Johnson, Eddie	19	12	2004-2013
Johnson, Fabian	17	1	2013-2017
Jones, Cobi	30	3	1996-2004
Jones, Jermaine	17	0	2012-2017
Joseph, Miles	1	0	1996
Kapp, Erhardt	2	1	1984-1985
Kehoe, Bob	4	0	1965
Keller, Kasey	31	0	1996-2005
Keough, Harry	11	1	1949-1957
Keough, Ty	3	0	1980
Kerr Jr., John	3	1	1985
Kirovski, Jovan	12	0	1996-2004
Klein, Chris	2	0	2001
Kljestan, Sacha	18	2	2008-2016
Klopas, Frank	7	2	1988-1989
Kofler, Helmut	1	0	1968
Kovacs, Fred	1	0	1972
Krat, Nick	8	0	1968-1972
Kreiger, Cornell	3	0	1965
Kreis, Jason	2	0	1996-2001
Krische, Joseph	2	0	1960
Krumpe, Paul	2	1	1988-1989
Lalas, Alexi	12	0	1996-1997
Lassiter, Roy	5	3	1996-1997
Lehman, William	1	0	1934
Lewis, Eddie	21	3	2001-2008

Player	Caps	Goals	Era
Lillie, Bud	1	0	1957
Liveric, Mark	3	0	1980
Llamosa, Carlos	9	0	2001
Lietget, Sebastian	5	2	2017-2021
Long, Aaron	2	0	2022
Looby, William	6	4	1954-1957
Maisonneuve, Brian	1	0	1997
Makowski, Greg	3	0	1980
Malinowski, Donald	3	0	1954
Malizewski, Michael	1	0	1969
Mapp, Justin	1	0	2005
Marsch, Jesse	1	0	2001
Marshall, Chad	3	0	2005-2009
Martin, Manuel	4	0	1949
Martino, Kyle	2	1	2005
Mason, John	1	0	1976
Mason, Michael	3	0	1997
Mastroeni, Pablo	15	0	2004-2009
Mata, Walner	5	0	1969-1972
Matevich, Pete	3	2	1949
Mathis, Clint	7	2	2001-2004
Mausser, Arnold	11	0	1976-1985
McBride, Brian	25	10	1996-2005
McBride, Pat	4	0	1969-1972
McCarty, Dax	1	0	2017
McKennie, Weston	7	2	2021-2022
McKenzie, Mark	2	0	2021
McLaughlin, Ben	7	0	1949-1957
McLean, Bill	1	0	1934
Mendoza, Ruben	4	2	1954-1957
Meola, Tony	5	0	1989-2001
Miazga, Matt	1	0	2015
Millar, Peter	8	3	1968
Monsen, Lloyd	1	0	1957
Moor, Drew	1	0	2008
Moore, Joe-Max	20	5	1996-2001
Moore, Johnny	4	0	1972
Moore, Shaq	4	0	2021-2022
Moorhouse, George	1	0	1934
Mora, Sergio	1	0	1972
Morris, Jordan	11	0	2015-2022
Moyers, Steve	3	2	1980
Murphy, Eddie	12	5	1957-1969
Murphy, James	2	1	1957
Murphy, Russell	2	0	1957
Murray, Bruce	10	1	1988-1989
Musah, Yunus	31	0	2021-2022
Nagbe, Darlington	11	0	2015-2017
Nanchoff, Louis	3	0	1980
Nilsen, Werner	1	0	1934
Noonan, Pat	4	0	2005
O'Brien, John	7	1	2001-2005
O'Connell, John	2	0	1954
Olsen, Ben	1	0	2001
Onyewu, Oguchi	21	1	2004-2012
Orozco, Michael	6	1	2008-2016
Pal, Josef	1	0	1965
Palmer-Brown, Erik	1	0	2022
Parkhurst, Michael	4	0	2008-2013
Parkinson, Andrew	1	0	1984
Pastor, George	1	0	1989
Pearce, Heath	9	0	2008-2009
Pecher, Steve	7	0	1976-1980
Pefok, Jordan	3	0	2021-2022
Pellizaro, Val	2	0	1957

ALL-TIME WORLD CUP QUALIFYING APPEARANCES

Player	Caps	Goals	Era
Pepi, Ricardo	10	3	2021-2022
Perez, Hugo	7	2	1984-1988
Pesa, Njego	4	0	1980
Peterson, Mark	3	1	1985
Petramale, Eugene	1	0	1954
Pietras, Peter	1	0	1934
Pollihan, Jim	4	0	1976
Pope, Eddie	31	3	1996-2005
Pulistic, Christian	23	12	2016-2022
Quaranta, Santino	5	0	2005
Radosavljevic, Preki	10	2	1996-2001
Radwanski, Ed	1	0	1985
Ralbovsky, Steve	3	0	1976
Ralston, Steve	9	2	2004-2005
Ramos, Tab	15	3	1989-2001
Razov, Ante	9	3	2001
Ream, Tim	7	0	2015-2021
Regis, David	12	0	2001
Rensing, Gary	4	0	1972
Resznecki, Tibor	3	0	1965
Reyna, Claudio	31	1	1996-2005
Reyna, Gio	4	0	2021-2022
Richards, Chris	5	0	2021-2022
Robinson, Antonee	13	2	2021-2022
Robinson, Miles	11	0	2021-2022
Rogers, Robbie	1	0	2009
Roldan, Cristian	5	0	2021-2022
Rolfe, Chris	2	0	2008
Rooney, Robert	2	0	1957
Roth, Werner	2	0	1972
Roy, Willy	11	6	1965-1972
Rys, Miro	1	1	1976
Sands, James	1	0	2021
Sanneh, Tony	16	0	1997-2004
Sargent, Josh	3	0	2021
Savage, Bruce	1	0	1984
Scarina, Frederick	1	0	1972
Shea, Brek	3	0	2012-2013
Sheppell, William	8	0	1949-1954
Shmotolocha, Walter	1	1	1965
Skotarek, Alex	5	0	1976
Smith, Bobby	4	0	1976
Snylyk, Zenon	4	0	1957-1960U
Sommer, Juergen	1	0	1997
Sorber, Mike	7	0	1997
Souza, Edward	1	0	1954
Souza, John	5	2	1949
Specia, Joe	1	0	1960
Spector, Jonathan	6	0	2004-2009
Springthorpe, Terry	1	0	1957
Stanko, Caleb	1	0	2016
Steffen, Zack	6	0	2021-2022
Stewart, Earnie	30	9	1996-2004
Stollmeyer, John	9	0	1988-1989
Stritzl, Zigfried	6	1	1968
Szetela, Danny	2	0	2008
Thompson, Gregg	4	0	1984-1985
Thornton, Zach	1	0	2001
Thorrington, John	2	0	2008
Torres, Jose	9	0	2008-2012
Traina, John Peter	3	0	1957-1960
Trittschuh, Steve	10	1	1988-1989
Trost, Al	5	0	1976
Turner, Matt	8	0	2021-2022
Twellman, Taylor	5	1	2004-2005

Player	Caps	Goals	Era
Van der Beck, Perry	7	0	1980-1985
Vanney, Greg	10	1	1996-2005
Vanole, David	5	0	1988-1989
Vasquez, Martin	3	0	1996-1997
Vee, Juli	3	1	1976
Vermes, Peter	10	0	1988-1997
Villa, Greg	2	1	1980
Villafañá, Jorge	6	0	2017
Wagner, David	4	0	1997
Wallace, Frank	4	2	1949
Wattman, Ben	1	1	1949
Weah, Tim	9	1	2021-2022
Wecke, Herman	5	0	1954-1957
Wegerle, Roy	3	2	1997
Whitehead, Robert	1	0	1957
Williams, Danny	5	0	2012-2013
Williams, Richie	2	0	2001
Windischmann, Mike	13	0	1985-1989
Winter, Mike	4	0	1972
Wit, Dennis	2	0	1976
Wolff, Josh	10	3	2001-2005
Wood, Bobby	14	5	2015-2017
Wynalda, Eric	11	5	1996-1997
Wynne, Marvell	1	0	2009
Yacopec, Louis	1	0	1957
Yedlin, DeAndre	19	0	2015-2022
Zardes, Gyasi	9	1	2015-2022
Zavagnin, Kerry	6	0	2004-2005
Zerhusen, Al	7	1	1957-1965
Zimmerman, Walker	10	1	2021-2022
Zusi, Graham	20	3	2012-2017

USMNT All-Time World Cup Qualifying Goal Scorers

Name	Era	GP/GS	GLS	Name	Era	GP/GS	GLS
Altidore, Jozy	2010, 14, 18	41/29	18	Casey, Cornelius	1954	4/4	1
Dempsey, Clint	2006, 10, 14, 18	43/31	18	Chachurian, Yprem	1954	3/3	1
Donovan, Landon	2002, 06, 10, 14	40/38	13	Clark, Ricardo	2006, 10	8/5	1
Johnson, Eddie	2006, 10, 14	19/10	12	Cooper, Kenny	2010	2/1	1
Pulisic, Christian	2018, 22	23/18	12	Davis, Rick	1982, 86	12/12	1
McBride, Brian	1998, 2002, 06	25/19	10	Dest, Sergiño	2022	6/6	1
Stewart, Earnie	1998, 2002, 06	30/27	9	DiBernardo, Angelo	1982, 86	10/8	1
Bradley, Michael	2010, 14, 18	40/40	7	Dooley, Thomas	1998	12/12	1
Beasley, DaMarcus	2002, 06, 10, 14, 18	35/33	6	Eichmann, Eric	1990	3/2	1
Ching, Brian	2006, 10	17/13	6	Evans, Brad	2014	5/5	1
Roy, Willy	1966, 70, 74	11/11	6	Ferreira, Jesús	2022	6/2	1
Bocanegra, Carlos	2006, 10, 14	31/31	5	Fister, Karl	1962	2/2	1
Moore, Joe-Max	1998, 2002	20/15	5	Getzinger, Rudy	1974	3/3	1
Wood, Bobby	2018	14/11	5	Henderson, Chris	1998, 2002	3/1	1
Wynalda, Eric	1998	11/11	5	Johannsson, Aron	2014	3/1	1
Donelli, Aldo "Buff"	1934	1/1	4	Johnson, Fabian	2014, 18	17/17	1
Looby, William	1954, 58	6/6	4	Kapp, Erhardt	1986	2/2	1
Murphy, Eddie	1958, 62, 66, 70	12/12	4	Keough, Harry	1950, 54, 58	11/11	1
Jones, Cobi	1998, 2002, 06	30/16	3	Kerr, John Jr.	1986	3/2	1
Lassiter, Roy	1998	5/2	3	Krumpe, Paul	1990	2/2	1
Lewis, Eddie	2002, 06, 10	21/12	3	Martino, Kyle	2006	2/1	1
Millar, Peter	1970, 74	8/8	3	Murphy, James	1958	2/2	1
Pepi, Ricardo	2022	12/8	3	Murray, Bruce	1990	10/9	1
Pope, Eddie	1998, 2002, 06	31/31	3	OBrien, John	2002, 06	7/4	1
Ramos, Tab	1990, 98, 2002	15/13	3	Onyewu, Oguchi	2006, 10, 14	21/19	1
Razov, Ante	2002	9/6	3	Orozco, Michael	2014, 18	6/5	1
Wolff, Josh	2002, 06	10/6	3	Peterson, Mark	1986	3/2	1
Zusi, Graham	2014, 18	20/14	3	Reyna, Claudio	1998, 2002, 06	31/30	1
Aaronson, Brenden	2022	11/7	2	Rys, Miro	1978	1/1	1
Arriola, Paul	2018, 2022	12/6	2	Shmotoloca, Walter	1966	1/1	1
Baker, Gerry	1970	5/5	2	Stritzl, Zigfried	1970	6/6	1
Bicek, Helmut	1962, 66	5/5	2	Trittschuh, Steve	1990	10/9	1
Caligiuri, Paul	1986, 90, 98	9/6	2	Twellman, Taylor	2006	5/3	1
Cameron, Geoff	2014, 18	24/20	2	Vanney, Greg	1998, 2002, 06	10/7	1
Casey, Conor	2006, 10	7/6	2	Veece, Juli	1978	3/3	1
Coker, Ade	1986	2/1	2	Villa, Greg	1982	2/1	1
Davies, Charlie	2010	6/4	2	Wattman, Ben	1950	2/2	1
Geimer, Gene	1974	4/4	2	Weah, Tim	2022	9/8	1
Gomez, Herculez	2014	8/8	2	Zardes, Gyasi	2018, 22	9/5	1
Hejduk, Frankie	1998, 2002, 06, 10	17/13	2	Zerhusen, Al	1958, 62, 66	7/7	1
Kljestan, Sacha	2010, 14, 18	18/9	2				
Klopas, Frank	1990	7/4	2				
Lietget, Sebastian	2018, 22	5/3	2				
Matevich, Pete	1950	3/3	2				
Mathis, Clint	2002, 06	7/5	2				
McKennie, Weston	2022	7/7	2				
Mendoza, Ruben	1954, 58	4/4	2				
Moyers, Steve	1982	3/1	2				
Perez, Hugo	1986, 90	7/6	2				
Radosavljevic, Preki	1998	10/4	2				
Ralston, Steve	2006	9/6	2				
Robinson, Antonee	2022	13/11	2				
Souza, John	1950, 54	5/5	2				
Wallace, Frank	1950	4/4	2				
Wegerle, Roy	1998	3/3	2				
Adu, Freddy	2010	6/3	1				
Albrecht, Dietrich	1970	6/6	1				
Bahr, Walter	1950, 54, 58	9/9	1				
Bandov, Boris	1978, 82	8/8	1				
Besler, Matt	2014, 18	14/14	1				
Bliss, Brian	1990	9/9	1				
Borja, Hernan "Chico"	1986, 90	5/4	1				
Bornstein, Jonathan	2010	6/6	1				

All-Time U.S. Qualifying Results by Opponent

Opponent	W-L-T	GF/GA
Antigua & Barbuda	2-0-0	5/2
Barbados	4-0-0	20/0
Bermuda	2-0-0	8/2
Canada	4-7-4	21/26
Costa Rica	7-12-3	20/33
Cuba	3-0-1	13/4
El Salvador	6-0-4	15/6
Grenada	2-0-0	6/2
Guatemala	8-1-5	21/8
Haiti	2-2-0	6/5
Honduras	8-2-2	24/12
Jamaica	6-1-7	19/9
Mexico	7-16-8	35/68
Neth. Antilles	1-0-1	4/0
Panama	7-1-2	27/6
St. Vincent & the Grenadines	2-0-0	12/1
Trinidad & Tobago	13-2-3	28/7

USMNT All-Time World Cup Qualifying Assist Leaders (1990 WCQ-present)

Name	Era	GP/GS	Asst
Donovan, Landon	2002, 06, 10, 14	40/38	21
Altidore, Jozy	2010, 14, 18	41/29	7
Harkes, John	1990, 98	21/21	7
Reyna, Claudio	1998, 2002, 06	31/30	7
Dempsey, Clint	2006, 10, 14, 18	43/35	6
Pulisic, Christian	2018, 22	23/18	6
Johnson, Fabian	2014, 18	17/17	5
Jones, Cobi	1998, 2002, 06	30/16	5
Cherundolo, Steve	2002, 06, 10, 14	26/25	4
Kljestan, Sacha	2010, 14, 18	18/9	4
Mathis, Clint	2002, 06	7/5	4
Stewart, Earnie	1998, 2002, 06	30/27	4
Bradley, Michael	2010, 14, 18	40/40	3
Bocanegra, Carlos	2006, 10, 14	31/31	3
Lewis, Eddie	2002, 06, 10	21/12	3
Moore, Joe-Max	1998, 2002	20/15	3
Murray, Bruce	1990	10/9	3
Pepi, Ricardo	2022	10/8	3
Robinson, Antonee	2022	13/11	3
Yedlin, DeAndre	2018, 22	19/14	3
Arriola, Paul	2018, 22	12/6	2
Adu, Freddy	2010	6/3	2
Agoos, Jeff	1998, 2002	26/25	2
Beasley, DaMarcus	2002, 06, 10, 14, 18	35/33	2
Bedoya, Alejandro	2014, 18	10/6	2
Convey, Bobby	2006	7/6	2
Davis Brad	2014	4/0	2
Johnson, Eddie	2006, 10, 14	19/11	2
Jones, Jermaine	2014, 18	17/16	2
Mastroeni, Pablo	2006, 10	15/13	2
Onyewu, Oguchi	2006, 14, 10	21/19	2
Pearce, Heath	2010	9/9	2
Ramos, Tab	1990, 98, 2002	15/13	2
Wolff, Josh	2002, 06	10/6	2
Wynalda, Eric	1998	11/11	2
Zardes, Gyasi	2018, 22	9/5	2
Zusi, Graham	2014, 18	20/14	2
Aaronson, Brenden	2022	11/7	1
Albright, Chris	2006	8/5	1
Burns, Mike	1998	11/4	1
Cameron, Geoff	2014, 18	24/20	1
Castillo, Edgar	2014, 18	6/3	1
Ching, Brian	2006, 10	17/13	1
Davies, Charlie	2010	6/4	1
Dest, Sergiño	2022	6/6	1
Gordon, Alan	2014	1/0	1
Hejduk, Frankie	1998, 2002, 06, 10	17/13	1
Henderson, Chris	1998, 2002	3/1	1
Krumpe, Paul	1990	2/2	1
Lalas, Alexi	1998	12/12	1
Llamosa, Carlos	2002	9/7	1
Mason, Michael	1998	3/0	1
McBride, Brian	1998, 02, 06	25/19	1
Morris, Jordan	2018, 22	11/2	1
Musah, Yunus	2022	10/10	1
Radosavljevic, Preki	1998, 02	10/4	1
Ralston, Steve	2006	9/6	1
Razov, Ante	2002	9/6	1
Rogers, Robbie	2010	1/0	1
Sanneh, Tony	1998, 02, 06	16/16	1
Trittschuh, Steve	1990	10/9	1

Name	Era	GP/GS	Asst
Vermes, Peter	1990, 1998	10/7	1
Wagner, David	1998	4/3	1
Weah, Tim	2022	9/8	1
Wegerle, Roy	1998	3/3	1
Wood, Bobby	2018	14/11	1
Zavagnin, Kerry	2006	6/5	1
Zimmerman, Walker	2022	10/9	1

USMNT World Cup Qualifying Cap Leaders

Name	Caps	Era
1. Clint Dempsey	43	2004-2017
2. Jozy Altidore	41	2008-2017
3. Michael Bradley	40	2008-2017
Landon Donovan	40	2001-2013
5. Tim Howard	39	2004-2017
6. DaMarcus Beasley	35	2001-2017
7. Carlos Bocanegra	31	2004-2012
Kasey Keller	31	1996-2005
Eddie Pope	31	1996-2005
Claudio Reyna	31	1996-2005
11. Cobi Jones	30	1996-2004
Earnie Stewart	30	1996-2004
13. Jeff Agoos	26	1996-2001
Steve Cherundolo	26	2001-2012
15. Brian McBride	25	1996-2005
16. Geoff Cameron	24	1989-1997
17. Christian Pulisic	23	2016-2022
Eddie Lewis	21	2001-2008
Oguchi Onyewu	21	2004-2012
Joe-Max Moore	20	1996-2001
Graham Zusi	20	2012-2017

USMNT World Cup Qualifying Goalkeeping Leaders

WINS

Name	Era	Wins/Caps
1. Howard, Tim	2006, 10, 14, 18	25/39
2. Keller, Kasey	1998, 02, 06	18/31
3. Guzan, Brad	2010, 14, 18	8/15
4. Friedel, Brad	1998, 02	7/13
5. Turner, Matt	2022	4/8

SHUTOUTS

Name	Era	SO/Caps
1. Keller, Kasey	1998, 02, 06	19/31
2. Howard, Tim	2006, 10, 14, 18	18/39
3. Guzan, Brad	2010, 14, 18	7/15
4. Meola, Tony	1990, 02	5/5
5. Turner, Matt	2022	4/8
Friedel, Brad	1998, 02	4/13
Mausser, Arnie	1978, 82, 86	4/11

USMNT World Cup Qualifying Cycle Appearance Leaders

	Name	Era	Cycles/GP
1.	Beasley, DaMarcus	2002, 06, 10, 14, 18	5/35
2.	Dempsey, Clint	2006, 10, 14, 18	4/43
	Donovan, Landon	2002, 06, 10, 14	4/40
	Howard, Tim	2006, 10, 14, 18	4/39
	Cherundolo, Steve	2002, 06, 10, 14	4/26
	Hejduk, Frankie	1998, 02, 06, 10	4/17
	Murphy, Ed	1958, 62, 66, 70	4/12
8.	Altidore, Jozy	2010, 14, 18	3/41
	Bradley, Michael	2010, 14, 18	3/40
	Bocanegra, Carlos	2006, 10, 12	3/31
	Keller, Kasey	1998, 02, 06	3/31
	Pope, Eddie	1998, 02, 06	3/31
	Reyna, Claudio	1998, 02, 06	3/31
	Jones, Cobi	1998, 02, 06	3/30
	Stewart, Earnie	1998, 02, 06	3/30
	McBride, Brian	1998, 02, 06	3/25
	Lewis, Eddie	2002, 06, 10	3/21
	Onyewu, Oguchi	2006, 10, 14	3/21
	Johnson, Eddie	2006, 10, 14	3/19
	Kljestan, Sacha	2010, 14, 18	3/18
	Sanneh, Tony	1998, 02, 06	3/16
	Guzan, Brad	2010, 14, 18	3/15
	Ramos, Tab	1990, 1998, 02	3/15
	Davis, Rick	1982, 86, 90	3/12
	Kirovski, Jovan	1998, 02, 06	3/12
	Keough, Harry	1950, 54, 58	3/11
	Mausser, Arnie	1978, 82, 86	3/11
	Roy, Willy	1966, 70, 74	3/11
	Vanney, Greg	1998, 02, 06	3/10
	Bahr, Walter	1950, 54, 58	3/9
	Caligiuri, Paul	1986, 90, 98	3/9
	Beckerman, Kyle	2010, 14, 18	3/8
	McLaughlin, Benny	1950, 54, 58	3/7
	Zerhusen, Al	1958, 62, 66	3/7
	Orozco, Michael	2010, 14, 18	3/6

PROGRAMS



U.S. MEN'S YOUTH NATIONAL TEAMS

In 2015, U.S. Soccer adjusted its Youth National Team structure with a focus on three core areas: 1) assessment, monitoring and identification, 2) training and development, and 3) competition. These areas serve as the foundation on which programming is built for all of U.S. Soccer's Youth National Teams.

When new YNT programming was added in 2015 at the Under-19 and Under-16 levels, it gave U.S. Soccer Men's Youth National Teams at the U-14, U-15, U-16, U-17, U-18, U-19, U-20 and U-23 age groups.

For the last several years, U.S. Soccer had two tracks for players: one for players born in even years and the other for odd years, with the players moving through the age groups while spending two years with each team. In 2022, the structure was changed and now the age groups are conducted on a season-to-season schedule running from Aug. 1-July 31 to parallel the youth club season and come in line with how much of the rest of the world conducts its age groups. For FIFA Youth World Cup teams, the cycle formally concludes after the age group world championship tournament. The FIFA U-17 and U-20 World Cup cycles and Concacaf Championships still run-on two-year cycles, but in each age group, and as the players move up through the MYNT programming, the players will have a different coach each year.

The U-14 Talent ID camps are conducted by a combination of Talent ID Managers and YNT coaches. In any given year, Tom Heinneman is the head coach for the U-15s, Gonzalo Segares is head coach of the U-17s, Michael Nsien oversees the U-19s while Marko Mitrović is the Men's Olympic Team (U-23) head coach. When the U-20s enter a FIFA World Cup year, this pool is likely the best players from three birth years (U-20s, U-19s and U-18s).

U.S. MEN'S YOUTH NATIONAL TEAMS AGE GROUPS TRACK

Aug. 1, 2024 – July 31, 2025

Age Group	Birth Year
Under-14	2011
Under-15	2010
Under-16	2009
Under-17	2008
Under-18	2007
Under-19	2006
Under-20	2005
Under-23 (Olympic)	2002

Aug. 1, 2025 – July 31, 2026 (World Cup Year)

Age Group	Birth Year
Under-14	2012
Under-15	2011
Under-16	2010
Under-17	2009
Under-18	2008
Under-19	2007
Under-20	2006

GREY = World Cup Birth Year: '05s for the 2025 FIFA U-20 World Cup and '08s for the 2025 FIFA U-17 World Cup.

U.S. SOCCER TALENT IDENTIFICATION CENTER PROGRAM

Talent Identification Centers are one of the main tactics of Talent Identification. TID Centers are no-cost identification opportunities for U.S. Soccer Talent Identification Managers to evaluate and monitor top talents. U.S. Soccer, in conjunction with local clubs, hosts approximately 100 sessions each year in 25 key markets throughout the country. These invite-only training sessions provide opportunities for scout development, education and mentoring and help strengthen connection and collaboration between U.S. Soccer, clubs and their constituents in local markets. Talent Identification Managers assess the top players from different clubs and markets in different combinations, cross-referencing talent across the nation. Each TID Center is conducted with a particular focus to ensure U.S. Soccer staff sees the widest variety of talent in different contexts. Thousands of boys and girls in the U-14 and U-15 age groups attend U.S. Soccer Talent Identification Centers each year.

Purpose

- U.S. Soccer Talent Identification Centers are free, single-day player identification opportunities for local players with the most potential to train under the direction of U.S. Soccer Talent Identification Managers
- U.S. Soccer TID Managers run TID Centers to identify and compare top talents nationwide for Youth National Team recognition

Player Pool

- Gender: Boys and Girls
- Ages: U-14 and U-15
- Each U.S. Soccer Talent ID Center features a specific gender and age group.
- Elite players from any team, club or organization are eligible to attend at no cost to the player upon invitation

Player Selection

- Players are discovered through three main pathways:
- Coach or Club Director recommendation
- Scouting by U.S. Soccer at game or event
- Talent Identification Manager selection

Facilities

- Local youth clubs, professional clubs, leagues or state associations provide the facility
- Talent ID Centers are held in both indoor and outdoor venues depending on the time and place

Training

- U.S. Soccer Talent ID staff runs the events with the assistance of host site staff, which may include: Talent ID Managers, YNT Network Scouts, YNT coaches and local club coaches
- Athletic trainers are present at every Talent ID Center


Coach Attendance

- Youth and college coaches are welcome to attend and observe Talent ID Centers to further their own development

Parents/Visitors

- Like Youth National Team training environments, attendance by parents and non-coach spectators is not permitted unless otherwise specified

TALENT IDENTIFICATION LEADERSHIP



Tony **LEPORE**

HEAD OF TALENT IDENTIFICATION

In March 2024, Lepore was promoted to Head of Talent ID, overseeing both genders as part of an integrated Talent ID department structure and pathway from the Youth National Teams to the senior Men's and Women's National Teams. In 2017, he became the Boys' Director of Talent Identification, transitioning to the position after having been the Director of Scouting and serving as the technical lead for the U.S. Soccer Development Academy. Before joining U.S. Soccer full time as a Technical Advisor in 2006, Lepore was an assistant coach for six years with the U-14 and U-15 Men's Youth National Teams. As the Director of Talent Identification, Lepore oversees scouting for every U.S. Men's Youth National Team. The Madbury, N.H., native has been involved in youth soccer at all levels throughout his coaching career before joining U.S. Soccer.



Garrett **BILLER**

DIRECTOR OF TALENT ID - MEN'S YOUTH NATIONAL TEAMS

Biller was promoted to Director of Talent ID – Men's Youth National Teams in March 2024. Previously, he served as Talent ID Manager - Central, managing the scouting process in the region by working closely with clubs to identify players for the MYNT program and was also in charge of monitoring U.S.-eligible players abroad. He started working with U.S. Soccer as a YNT Network Scout in 2014 and later joined the Federation full-time in 2016 as a Technical Advisor for the U.S. Soccer Development Academy's Mid-America Region, supporting clubs as a U.S. Soccer liaison while overseeing MYNT scouting for the region. Biller was part of the first group to earn the U.S. Soccer Talent Scout License in 2019 and also holds U.S. Soccer "A" and Academy Director Licenses.

U.S. SOCCER TALENT ID MANAGERS

U.S. Soccer Talent ID Managers work closely with clubs in their respective geographic areas, building a close connection with U.S. Soccer and the Youth National Teams program by managing the scouting process in their regions. Talent ID Managers are at the forefront of player identification programs, including U.S. Soccer Talent Identification Centers, which are held nationwide throughout the year.

The group has decades of experience at the youth, professional and international level and holds a major responsibility in assisting with the continued growth of youth soccer in the United States through both coaching and scouting.

Rob **IRVINE**
TALENT ID MANAGER
REGION: NORTHEAST

Garrett **SEIJAS**
TALENT ID MANAGER
REGION: CENTRAL

Chris **KRANJC**
TALENT ID MANAGER
REGION: SOUTHEAST

Arturo **ALVAREZ**
TALENT ID MANAGER
REGION: SOUTH

Roberto **GIMENEZ**
TALENT ID MANAGER
REGION: WEST



Marko MITROVIĆ

HEAD COACH: U.S. Men's Under-20 National Team

BORN: July 8, 1978

HOMETOWN: Belgrade, Serbia

Marko Mitrović joined U.S. Soccer in April 2022 as head coach of the Under-19 Men's National Team. In September 2023, he was named head coach of the U.S. Olympic Men's Soccer Team. Following the 2024 Paris Olympics, Mitrović took the reins of the U-20 MNT as it prepares for the 2025 FIFA U-20 World Cup.

At the 2024 Olympics, Mitrović led the U.S. Olympic Men's Soccer Team to the quarterfinals, its most successful performance at the Games since 2000. Under his direction, the U.S. advanced from the group stage for just the second time since pool play was introduced at Rome 1960 and made the quarterfinals for just the third time in the USA's 100-year history at the Olympics. Paris 2024 also marked the USA's first time winning two games at the Olympic Men's Soccer Tournament.

In total, Mitrović finished the Olympic cycle with a 5W-4L-2D record as the U.S. squared off against teams from all six regional confederations. In addition to the USA's successful run in France, preparations included wins against Mexico, Japan, Guinea and an exciting last-minute draw at France.

During his first two training camps with the U-20 MNT during the October and November international windows, Mitrović led the squad to a 3W-1L-0D record, splitting a pair of friendlies with World Cup host Chile before topping Korea Republic and France in Spain.


During his time in charge of the U-19s, Mitrović led the team to a 6W-0L-0D international record, including victories against England, Croatia and Norway while overseeing six training camps. In addition to his duties as U-19 head coach, he served as an assistant to interim USMNT head coaches Anthony Hudson and B.J. Callaghan from April-July 2023, helping the U.S. win the 2022-23 Concacaf Nations League title in dominant fashion.

The Serbian-American holds a UEFA Pro License and served as an assistant coach for Serbia when it won the 2015 FIFA U-20 World Cup. In the professional ranks, he spent four years as an assistant with Chicago Fire FC and also worked as an assistant at Reading in the English Championship.

As a coach in Serbia's youth national team program, Mitrović helped launch the careers of several young Serbian players, boosting them to the senior national team and top clubs across Europe. He was the first assistant when Serbia lifted the 2015 FIFA U-20 World Cup in New Zealand, the nation's first FIFA title since the dissolution of Yugoslavia. The Orlići also finished third at the 2014 UEFA U-19 Championship. In addition to his duties as an assistant with Serbia's older youth teams, Mitrović served as head coach for Serbia's U-15 and U-16 squads in 2014 and 2015. Following his success with Serbia, Mitrović joined the Chicago Fire as an assistant from 2016-2019. During his tenure, the Fire returned to the MLS Cup Playoffs in 2017 following a five-year drought and consecutive last-place league finishes. The team also reached the 2018 Lamar Hunt U.S. Open Cup Semifinals.

Mitrović's track record of recognizing and developing young players includes the likes of Juventus forward Dusan Vlahovic, Real Madrid forward Luka Jovic, Lazio midfielder Sergej Milinković-Savić, AZ Alkmaar midfielder Djordje Mihailovic and more.

He launched his coaching career in his native Serbia, beginning as an assistant with Banat Zrenjanin. He worked as a head coach for two years in the Red Star Belgrade academy, where he also developed as a youth player. Mitrović was one of the youngest-ever to debut for Red Star, Serbia's most-successful club. During his 14-year playing career, Mitrović competed in the top divisions of Serbia, Hungary, Azerbaijan and Kazakhstan. He won the Serbian Cup with Red Star in his first professional season, and finished runner-up in both the league and cup with Kazakhstan's FK Astana during the 2008-09 season.



Gonzalo SEGARES

HEAD COACH: U.S. Men's Under-17 National Team

BORN: Oct. 13, 1982

HOMETOWN: San Jose, Costa Rica

Gonzalo Segares was appointed head coach of the Under-17 Men's National Team in October 2021. He joined U.S. Soccer in January 2020 as head coach of the Under-15 Boys' National Team, bringing 18 years of experience as a player and coach in the United States. This year, Segares will prepare to lead the USA to a record 19th FIFA U-17 World Cup as the tournament begins a new expanded 48-team format.

In addition to his duties leading the U-17 MNT, Segares served as an assistant coach during the 2024 Olympic cycle and the 2022-24 U-20 MNT cycle plus as a scout at the 2022 FIFA World Cup, becoming one of the only coaches in the world to work all four of FIFA's men's world championship events in that span.

In 2023, Segares led the USA to a record 18th qualification to the FIFA U-17 World Cup and the team reached the knockout stage before falling to eventual champion Germany despite a spirited comeback effort. The U.S. won its first two games at the tournament for the fifth time as forward Nimfasha Berchimas, the USA's youngest player at the competition in 20 years, netted three goals. Twenty of 21 players saw the field in Indonesia.

Earlier in the year, the U.S. finished runner-up at the 2023 Concacaf U-17 Championship in Guatemala. All 20 players played significant minutes at the World Cup qualifying tournament as the U.S. rattled off six straight wins, including a thrilling 5-3 triumph over Guatemala to punch its World Cup ticket. In his first full year in charge of the U-17 MYNT in 2022, the team won a UEFA Development Tournament in Portugal against the host nation, Belgium and Italy.

Segares entered the youth coaching ranks immediately after his retirement as a player in 2014, joining the Federation in the midst of his fourth season with Chicago-area U.S. Soccer Development Academy club FC United, where he served as assistant academy director and head coach for the U-14 and U-16/17 squads.

Before assuming his position at FC United in 2016, Segares coached for the Fire Academy, leading the U-15/16 squad for the 2015-16 season as well as serving as an assistant for the Fire's U-14 and U-17/18 teams. He was on the sideline as an assistant when the Fire took home the 2015 U-17/18 Academy Championship and guided the U-15/16 squad to a fourth-place finish in 2016. Segares also spent three seasons as a volunteer assistant with DePaul University.

Segares holds a U.S. Soccer "A" Coaching License and also participated in the Elite Formation Coaching License, a partnership between the French Football Federation and Major League Soccer.

The defender made more than 250 appearances with the Fire in his 10-year career, helping the club to the Lamar Hunt U.S. Open Cup title in 2006. At the international level, he earned 19 caps with Costa Rica, bringing the Ticos to the brink of the 2009 Concacaf Gold Cup Final and qualification to the 2010 FIFA World Cup.

Chicago's Defender of the Year in 2007, Segares served as a stalwart on the Fire backline from 2005-09 and 2010-14. He spent spring 2010 with Apollon Limassol in the Cypriot First Division, helping the club to a cup championship and third-place league finish.

Segares was drafted in the third round of the 2005 MLS SuperDraft after a standout career at Virginia Commonwealth University. An All-American and finalist for the Hermann Trophy his senior year with the Rams, the Costa Rican was twice named Colonial Athletic Association Defensive Player of the Year. He earned all-conference honors during his sophomore, junior and senior seasons. Prior to his time in Richmond, Segares came up through the academy of Costa Rican powerhouse Saprissa.

The defender has also been very involved with the Chicago Fire Foundation, being recognized with the 2014 Modern Hispanic Gentleman award in Chicago for his charitable work with the community. Additionally, he has served as a spokesperson for Gift of Hope, an organ and tissue donor network.



Alex ALDAZ

HEAD COACH: U.S. Men's Under-16 National Team

BORN: December 24, 1976

HOMETOWN: Buenos Aires, Argentina

Alex Aldaz was appointed head coach of the U.S. Under-16 Men's National Team in September 2024.

Prior to joining U.S. Soccer full-time, he served as the first assistant coach for the U-17 MNT during the 2022-23 cycle. He joined the Federation from the FC Dallas academy set-up and was first assistant for North Texas SC during its 2024 championship campaign in MLS NEXT Pro. In total, Aldaz sports more than 20 years of experience coaching across the American soccer ecosystem.

Aldaz holds his U.S. Soccer Academy Director and "A" License, as well as a UEFA "B" License. He's fluent in English, Spanish, Portuguese and Italian.

The Argentine-American joined FC Dallas as an academy head coach in 2018, leading the U-15 age group. In his work with the U-15s and several seasons with North Texas SC, he helped develop a number of players that were promoted to the first team and/or sold to European clubs, including several that have gone onto feature in the U.S. Men's National Team program such as Justin Che, Jonathan Gomez, Nolan Norris, Ricardo Pepi, Bryan Reynolds, Dante Sealy and Tanner Tessmann.

Before joining FC Dallas, Aldaz worked in the Portland Timbers academy and was named U.S. Soccer Development Academy Western Conference U-15 Coach of the Year in 2018.

With U.S. Soccer, Aldaz served as U-17 head coach Gonzalo Segares' first assistant for the duration of the 2022-23 cycle, which saw the U.S. qualify for a record 18th FIFA U-17 World Cup. At the World Cup in Indonesia, the USA advanced to the knockout stage for the first time since 2017 before a narrow defeat to eventual champion Germany. He also served as a National Team scout for the Federation from 2014-17.

Prior to coaching in the MLS youth ranks, Aldaz had an extensive career in the college game. He spent four years as an assistant with Southern Methodist University, leading the Mustangs to a conference title and earning American Athletic Conference Coaching Staff of the Year honors in 2015. He was associate head coach at Florida Gulf Coast University for six years, where the Eagles won five Atlantic Sun Conference regular season and tournament titles and he twice won Atlantic Sun Coaching Staff of the Year. As an assistant with Xavier University from 2005-2007, he helped the Musketeers reach their first Atlantic 10 Conference Tournament since 1997.

In his role, Aldaz works closely with U-17 MNT head coach Segares to maximize the development, evaluation and movement of players between the age groups for training camps and matches during the run-up to the 2025 Concacaf U-17 Championship and 2025 FIFA U-17 World Cup.

U.S. U-23 MEN'S NATIONAL TEAM

2028 Eligibility: Jan. 1, 2005

Major Competiton: 2028 Olympics

LOOKING AHEAD TO 2028 ON HOME SOIL

Last summer, the U.S. men returned to the Olympics for the first time since 2008 and put together one of its most successful showings ever at the Games, reaching the quarterfinals. Now, the Under-23 squad will look to build on its performance on home soil at the Los Angeles Olympics in 2028. The U.S. has never advanced from the group stage at a home Olympics and will look to make history in summer 2028 as it aims to reach the podium and surpass its previous best finish, fourth at Sydney 2000.

2023-24 U.S. UNDER-23 MNT STATISTICS

2025 USMNT MEDIA GUIDE

Name	2023-24 Overall Stats					Career U-23 Caps/Goals
	Pos.	GP/GS	G	A	Y/R	
Aaronson, Paxten	M	9/7	2	2	2/0	9/2
Anello, Agustin	F	2/0	0	0	0/0	2/0
Atencio, Josh	M	2/0	0	0	0	2/0
Bajraktarevic, Esmir	F	6/2	1	0	0	6/1
Bassett, Cole	M	2/1	0	1	1	2/0
Booth Taylor	F	8/4	0	0	0	8/0
Brady, Chris	GK	3/3	0	0	0	3/0
Busio, Gianluca	M	8/6	2	0	0	8/2
Campbell, George	D	3/2	0	0	0	3/0
Cowell, Cade	F	5/1	1	0	1	5/1
Craig, Brandan	D	2/0	0	0	1	2/0
Cremaschi, Benjamin	M	7/2	1	0	0	7/1
Dietz, Maximilian	D	9/6	0	0	3	9/0
Edelman, Daniel	M	1/0	0	0	0	1/0
Gomez, Johan	F	7/4	2	0	0	7/2
Gutierrez, Brian	F	2/1	0	0	0	2/0
Harriel, Nathan	D	11/8	1	0	0	11/1
Kamungo, Bernard	F	4/1	0	2	0	4/0
Luna, Diego	M	1/0	0	0	0	1/0
McGlynn, Jack	M	11/4	0	2	1	11/0
McGuire, Duncan	F	9/5	1	1	1	9/1
Mihailovic, Djordje	M	4/4	2	0	0	13/2
Morris, Aidan	M	4/2	1	1	0	4/1
Paredes, Kevin	F	6/5	2	0	1	6/2
Pulskamp, John	GK	3/1	0	0	0	3/
Reynolds, Bryan	D	7/4	0	0	0	7/0
Robinson, Miles	D	4/4	0	0	0	6/0
Schulte, Patrick	GK	7/7	0	0	0	7/0
Slonina, Gaga	GK	0/0	0	0	0	0/0
Tessmann, Tanner	M	11/10	0	1	5	14/0
Tolkin, John	D	11/7	0	0	1	11/0
Tomkinson, Jonathan	D	7/6	0	0	2	7/0
Vargas, Obed	M	2/1	1	0	0	2/1
Vassilev, Indiana	F	1/1	0	0	0	1/0
Wiley, Caleb	D	8/3	0	0	0	8/0
Yow, Griffin	F	7/4	1	3	0	7/1
Zimmerman, Walker	D	5/5	1	0	1	8/1
Own Goal					0	

TOTAL	11/11	19	13	20/0
Opponents	11/11	16		14/0

GOALKEEPING STATISTICS

	2023-24 Overall Stats									Career U-23		
	GP/GS	W	L	T	GF	GA	GA	SO*	GAA	W	L	T
Brady, Chris	3/3	2	1	0	6	2	2	1	0.72	2	1	0
Pulskamp, John	3/1	0	0	1	3	2	2	0	1.29	0	0	1
Schulte, Patrick	7/7	3	3	1	10	12	12	1	1.80	3	3	1
Slonina, Gaga	0/0	0	0	0	0	0	0	0	0.00	0	0	0
TOTAL	11/11	5	4	2	19	16	16	2	1.45			
Opponents	11/11	4	5	2	16	19	19	4	1.73			

2023-24 U.S. UNDER-23 MNT RESULTS

U-23 International Record: 5-4-2 (GF: 19, GA: 16)

2023

Date	Opponent	Result	Goalscorers	Location
Oct. 11	Mexico	2-1 W	Bajraktarevic, Vargas	Phoenix, Ariz.
Oct. 17	Japan	4-1 W	Gomez, Aaronson, Morris, McGuire	Phoenix, Ariz.
Oct. 23	Brazil	0-1 L	—	Valparaiso, Chile
Oct. 25	Honduras	2-1 W	Leyva, Ku-DiPietro	Viña del Mar, Chile
Oct. 29	Colombia	2-0 W	Ikoba, Neri	Valparaiso, Chile
Nov. 1	Chile	0-1 L	—	Valparaiso, Chile
Nov. 4	Mexico	1-4 L	Ikoba	Viña del Mar, Chile
Nov. 18	Iraq	1-1 T	Cremaschi	San Pedro del Pinatar, Spain
Nov. 21	Morocco	0-1 L	—	San Pedro del Pinatar, Spain

2024

Date	Opponent	Result	Goalscorers	Location
March 22	Guinea	3-0 W	Harriel, Busio, Gomez	Girona, Spain
March 25	France	2-2 T	Yow, Cowell	Montbeliard, France
June 11	Japan	0-2 L	--	Kansas City, Kan.
July 24	France ++	0-3 L	--	Marseille, France
July 27	New Zealand ++	4-1 W	Milailovic, Zimmerman, Busio, Aaronson	Marseille, France
July 30	Guinea ++	3-0 W	Mihailovic, Paredes (2)	Paris, France
Aug. 2	Morocco ++	0-4 L	--	Paris, France

U.S. UNDER-20 MEN'S NATIONAL TEAM

Head Coach: Marko Mitrović

2024-25 Age Eligibility: Jan. 1, 2005

Major Competition: 2025 FIFA U-20 World Cup

2024 International Record: 8-2-0

SIGHTS SET ON THE WORLD CUP

After punching its FIFA U-20 World Cup ticket in thrilling fashion at the 2024 Concacaf U-20 Championship, all eyes are on this fall's world championship in Chile. The USA is the only team to reach the quarterfinals of the last four U-20 World Cups and will aim even higher at the 2025 tournament in South America, set for Sept. 27-Oct. 19. After leading the U.S. Olympic Men's Soccer Team to one of its best-ever finishes at the Games, Marko Mitrović takes the reins of the U-20 Men's National Team as head coach.

2024 U.S. UNDER-20 MNT STATISTICS

INDIVIDUAL STATISTICS

Name	2024 Overall Stats					Career U-20 Caps/Goals
	Pos.	GP/GS	G	A	Y/R	
Akinmboni, Matai	D	1/1	0	0	0/0	1/0
Baker-Whiting, Reed	D	4/2	0	0	0/0	4/0
Banks, Noahkai	D	3/2	0	0	0/0	3/0
Beaudry, Adam	GK	6/6	0	0	1/0	6/0
Beavers, Gavin	GK	1/1	0	0	0/0	1/0
Berchimas, Nimfasha	F	6/2	2	1	1/0	6/2
Bombino, Luca	D	5/5	0	0	1/0	5/0
Brennan, Luke	F	4/2	1	0	0/0	4/1
Campbell, Cole	F	2/1	1	0	0/0	2/1
Cobb, Noah	D	7/6	0	0	0/0	7/0
Cremaschi, Benjamin	M	4/2	2	0	0/0	4/2
Dausch, Aidan	F	1/0	0	0	0/0	1/0
Duru, Leo	D	4/2	0	0	0/0	4/0
Eyestone, Julian	GK	3/3	0	0	0/0	3/0
Figueroa, Keyrol	F	5/2	0	0	0/0	5/0
Fletcher, Kristian	F	2/1	0	0	0/0	2/0
Gozo, Xavier	F	5/1	1	2	1/0	5/1
Habroune, Taha	M	9/5	2	1	1/0	9/2
Harangi, Aiden	D	7/5	0	0	2/0	7/0
Hawkins, Stuart	D	4/2	0	0	1/0	4/0
Kohler, Ethan	D	5/4	1	0	0/0	5/1
Medina, Cruz	M	6/1	1	0	2/0	6/1
Miller, Peyton	F	4/2	1	0	0/0	4/1
Norris, Nolan	D	10/8	0	0	2/0	10/0
Oregel, Sergio	M	7/3	0	2	1/0	7/0
Raines, Brooklyn	M	9/6	1	0	2/0	9/1
Ramos Jr., Ruben	F	7/6	2	1	0/0	7/2
Rudisill, Paulo	M	1/1	0	0	0/0	1/0
Soma, Pedro	M	9/7	2	0	1/1	9/2
Tsakiris, Niko	M	9/6	3	2	0/0	9/3
Vazquez, David	F	5/4	3	2	1/0	5/3
Verhoeven, Oscar	D	2/1	0	0	1/0	2/0
Westfield, Francis	D	2/1	0	0	0/0	2/0
Zambrano, Marcos	F	6/4	4	2	0/0	6/4
Own Goal				0		

TOTAL	10/10	27	13	18/1
Opponents	10/10	6		22/2

GOALKEEPING STATISTICS

	2024 Overall Stats					Career U-20 W-L-T
	GP/GS	W-L-T	GF/GA	SO*	GAA	
Beaudry, Adam	6/6	5-1-0	17/3	4	0.47	5-1-0
Beavers, Gavin	1/1	1-0-0	3/0	1	0.00	1-0-0
Eyestone, Julian	3/3	2-1-0	7/3	1	1.00	2-1-0

TOTAL	10/10	8-2-0	27/6	6	0.58
Opponents	10/10	2-8-0	6/27	0	2.61

2024 U.S. UNDER-20 MNT RESULTS

Overall Record: 8-2-0 (GF: 27, GA: 6)

Date	Opponent	Result	Goalscorers	Location
July 19	Jamaica *	9-0 W	Vazquez (2), Soma (2), Medina Zambrano, Ramos Jr., Berchmias, Tsakiris	Celaya, Mexico
July 22	Cuba *	4-0 W	Kohler, Gozo, Habroune, Zambrano	Celaya, Mexico
July 26	Costa Rica *	1-0 W	Tsakiris	Leon, Mexico
July 30	Guatemala *	1-0 W	Ramos Jr.	Leon, Mexico
Aug. 2	Panama *	9-0 W	Vazquez, Raines	Leon, Mexico
Aug. 4	Panama *	1-2 L (aet)	Berchimas	Leon, Mexico
Oct. 12	Chile	3-0 W	Cremaschi, Zambrano (2)	Santiago, Chile
Oct. 15	Chile	1-2 L	Cremaschi	Santiago, Chile
Nov. 16	Korea Republic	3-0 W	Brennan Miller, Taskiris	Marbella, Spain
Nov. 18	France	2-1 W	Campbell, Habroune	Marbella, Spain

*2024 Concacaf U-20 Championship

ALL-TIME U.S. RESULTS • FIFA U-20 WORLD CUP

23RD FIFA UNDER-20 WORLD CUP - ARGENTINA '23

Date	Opponent	Result	U.S. Goals	Location	Attendance
May 20	Ecuador	1-0 W	Gomez	San Juan, Argentina	14,865
May 23	Fiji	3-0 W	Luna, Cowell, Wiley	San Juan, Argentina	8,017
May 26	Slovakia	2-0 W	Cowell, Tsakiris	San Juan, Argentina	15,059
May 30	New Zealand	4-0 W	Wolff, Cowell, Che, Pukstas	Mendoza, Argentina	7,848
June 4	Uruguay	0-2 L	—	Santiago del Estero, Argentina	18,474
Champion: Uruguay			Runner-ups: Italy	USA Finish: 5th place	

22ND FIFA UNDER-20 WORLD CUP - POLAND '19

Date	Opponent	Result	U.S. Goals	Location	Attendance
May 24	Ukraine	1-2 L	Servania	Bielsko-Biala, Poland	4,310
May 27	Nigeria	2-0 W	Soto (2)	Bielsko-Biala, Poland	3,427
May 30	Qatar	1-0 W	Weah	Tychy, Poland	3,651
June 4	France	3-2 W	Soto (2), Rennicks	Bydgoszcz, Poland	8,469
June 8	Ecuador	1-2 L	Weah	Gdynia, Poland	6,389
Champion: Ukraine			Runner-up: Korea Republic	USA Finish: 6th place	

21ST FIFA UNDER-20 WORLD CUP - KOREA REPUBLIC '17

Date	Opponent	Result	U.S. Goals	Location	Attendance
May 22	Ecuador	3-3 D	Sargent (2), De la Torre	Incheon, Korea Republic	3,886
May 25	Senegal	1-0 W	Sargent	Incheon, Korea Republic	5,864
May 28	Saudi Arabia	1-1 D	Lennon	Daejeon, Korea Republic	5,460
June 1	New Zealand	6-0 W	Sargent, Lennon, Ebobisse	Incheon, Korea Republic	5,667
June 4	Venezuela	1-2 L (AET)	Glad, Trusty, Kunga	Jeonju, Korea Republic	2,671
Champion: England			Runner-up: Venezuela	USA Finish: 6th place	

20TH FIFA UNDER-20 WORLD CUP - NEW ZEALAND '15

Date	Opponent	Result	U.S. Goals	Location	Attendance
May 30	Myanmar	2-1 W	Tall, Hyndman	Auckland, New Zealand	5,816
June 2	New Zealand	4-0 W	Jamieson, Hyndman, Arriola, Rubin	Auckland, New Zealand	15, 678
June 5	Ukraine	0-3 L	—	Auckland, New Zealand	7,694
June 10	Colombia	1-0 W	Rubin	Wellington, New Zealand	6,062
June 14	Serbia	0-0 D (5-6 PK) —	—	Auckland, New Zealand	10,826
Champion: Serbia			Runner-up: Brazil	USA Finish: 7th place	

19TH FIFA UNDER-20 WORLD CUP - TURKEY '13

Date	Opponent	Result	U.S. Goals	Location	Attendance
June 21	Spain	1-4 L	Gil	Istanbul, Turkey	4,133
June 24	France	1-1 T	Cuevas	Istanbul, Turkey	4,120
June 27	Ghana	1-4 L	O'Neill	Kayseri, Turkey	4,873
Champion: France			Runner-up: Uruguay	USA Finish: 22nd place	

17TH FIFA UNDER-20 WORLD CUP - EGYPT '09

Date	Opponent	Result	U.S. Goals	Location	Attendance
Sept 26	Germany	0-3 L	—	Suez, Egypt	25,000
Sept. 29	Cameroon	4-1 W	Arguez, Taylor, Duka, Ownby	Suez, Egypt	28,000
Oct. 2	Korea Rep.	0-3 L	—	Suez, Egypt	27,000
Champion: Ghana			Runner-up: Brazil	USA Finish: 17th place	

16TH FIFA UNDER-20 WORLD CUP – CANADA '07

Date	Opponent	Result	U.S. Goals	Location	Attendance
June 30	Korea Rep.	1-1 T	Szetela	Montreal, Canada	55,800
July 3	Poland	6-1 W	Adu (3), Szetela (2), Altidore	Montreal, Canada	35,801
July 6	Brazil	2-1 W	Altidore (2)	Ottawa, Canada	36,559
July 9	Uruguay	2-1 W AET	Bradley, own goal	Toronto, Canada	19,526
July 14	Austria	1-2 L AET	Altidore	Toronto, Canada	19,526
Champion: Argentina			Runner-up: Czechia	USA Finish: 7th place	

15TH FIFA WORLD YOUTH CHAMPIONSHIP – NETHERLANDS '05

Date	Opponent	Result	U.S. Goals	Location	Attendance
June 11	Argentina	1-0 W	Barrett	Enschede, Netherlands	10,500
June 14	Germany	0-0 T	—	Enschede, Netherlands	10,350
June 18	Egypt	1-0 W	Peterson	Enschede, Netherlands	7,600
June 21	Italy	1-3 L	Freeman	Enschede, Netherlands	7,000
Champion: Argentina			Runner-up: Nigeria	USA finish: 11th place	

14TH FIFA WORLD YOUTH CHAMPIONSHIP – UNITED ARAB EMIRATES '03

Date	Opponent	Result	U.S. Goals	Location	Attendance
Nov. 29	Paraguay	3-1 W	E.Johnson, Magee, Convey	Abu Dhabi, UAE	3,500
Dec. 2	Germany	1-3 L	Whitbread	Abu Dhabi, UAE	6,000
Dec. 5	Korea Rep.	2-0 W	Johnson (2)	Abu Dhabi, UAE	8,000
Dec. 8	Cote d'Ivoire	2-0 W	Mapp, Johnson	Dubai, UAE	3,210
Dec. 12	Argentina	1-2 L AET	Convey	Abu Dhabi, UAE	15,500
Champion: Brazil			Runner-up: Spain	USA finish: 5th place	

13TH FIFA WORLD YOUTH CHAMPIONSHIP – ARGENTINA '01

Date	Opponent	Result	U.S. Goals	Location	Attendance
June 17	China	0-1 L	—	Mendoza, Argentina	7,500
June 20	Chile	4-1 W	Beasley (2), Davis, Buddle	Mendoza, Argentina	5,500
June 23	Ukraine	1-1 T	Arena	Mendoza, Argentina	7,000
June 27	Egypt	0-2 L	—	Buenos Aires, Argentina	
Champion: Argentina			Runner-up: Ghana	USA finish: 13th place	

12TH FIFA WORLD YOUTH CHAMPIONSHIP – NIGERIA '99

Date	Opponent	Result	U.S. Goals	Location	Attendance
April 5	England	1-0 W	Califf	Kano, Nigeria	19,000
April 8	Japan	1-3 L	Futagaki	Bauchi, Nigeria	9,000
April 11	Cameroon	3-1 W	Twelldman (2), Bocanegra	Bauchi, Nigeria	9,000
April 15	Spain	2-3 L	Twelldman (2)	Port Harcourt, Nigeria	15,600
Champion: Spain			Runner-up: Japan	USA finish: 11th place	

11TH FIFA WORLD YOUTH CHAMPIONSHIP – MALAYSIA '97

Date	Opponent	Result	U.S. Goals	Location	Attendance
June 17	China	1-0 W	West	Alor Setar, Malaysia	9,769
June 19	Ireland	1-2 L	Flores	Alor Setar, Malaysia	6,200
June 22	Ghana	0-1 L	—	Alor Setar, Malaysia	5,000
June 25	Uruguay	0-3 L	—	Shah Alam, Malaysia	8,000
Champion: Argentina			Runner-up: Uruguay	USA finish: 15th place	

9TH FIFA WORLD YOUTH CHAMPIONSHIP – AUSTRALIA '93

Date	Opponent	Result	U.S. Goals	Location	Attendance
March 7	Turkey	6-0 W	Baba, Joseph (2), Faklaris (3)	Melbourne, Australia	15,732
March 9	England	0-1 L	—	Melbourne, Australia	9,274
March 11	Korea Rep.	2-2 T	Kelly, Zavagnin	Melbourne, Australia	12,972
March 14	Brazil	0-3 L	—	Adelaide, Australia	12,000
Champion: Brazil			Runner-up: Ghana	USA finish: 8th place	

7TH FIFA WORLD YOUTH CHAMPIONSHIP – SAUDI ARABIA '89

Date	Opponent	Result	U.S. Goals	Location	Attendance
February 17	Mali	1-1 T	Snow	Jeddah, Saudi Arabia	35,000
February 20	East Germany	2-0 W	Dayak, Snow	Jeddah, Saudi Arabia	10,000
February 22	Brazil	1-3 L	Dayak	Jeddah, Saudi Arabia	25,000
February 25	Iraq	2-1 W	Henderson, Brose	Taif, Saudi Arabia	18,000
February 28	Nigeria	1-2 L AET	Snow	Jeddah, Saudi Arabia	40,000
March 3	Brazil	0-2 L	—	Riyadh, Saudi Arabia	65,000
Champion: Portugal			Runner-up: Nigeria	USA finish: 4th place	

6TH FIFA WORLD YOUTH CHAMPIONSHIP – CHILE '87

Date	Opponent	Result	U.S. Goals	Location	Attendance
October 11	Bulgaria	0-1 L	—	Antofagasta, Chile	18,000
October 14	Saudi Arabia	1-0 W	Unger	Antofagasta, Chile	5,000
October 17	West Germany	1-2 L	Constantino	Antofagasta, Chile	3,500
Champion: Yugoslavia			Runner-up: West Germany	USA finish: 11th place	

4TH FIFA WORLD YOUTH CHAMPIONSHIP – MEXICO '83

Date	Opponent	Result	U.S. Goals	Location	Attendance
June 3	Uruguay	2-3 L	Hooker, Perez	Guadalajara, Mexico	17,821
June 5	Cote d'Ivoire	1-0 W	Gelnovatch	Puebla, Mexico	11,836
June 8	Poland	0-2 L	—	Puebla, Mexico	16,103
Champion: Brazil			Runner-up: Argentina	USA finish: 11th place	

3RD FIFA WORLD YOUTH CHAMPIONSHIP – AUSTRALIA '81

Date	Opponent	Result	U.S. Goals	Location	Attendance
Oct. 3	Uruguay	0-3 L	—	Brisbane, Australia	17,200
Oct. 6	Qatar	1-1 T	Devey	Brisbane, Australia	10,122
Oct. 8	Poland	0-4 L	—	Brisbane, Australia	8,264
Champion: West Germany			Runner-up: Qatar	USA finish: 15th place	

U.S. UNDER-19 MEN'S YOUTH NATIONAL TEAM

2024-25 Age Eligibility: Jan. 1, 2006

2024 International Record: 5-1-0

EYES ON THE WORLD CUP

The U.S. U-19 MNT program, along with the U-16 Boys' National Team, began its first year of programming in 2016 as a part of an overall commitment to player development. U.S. Soccer now has a total of eight youth National Teams for both its men's and women's programs: U-14, U-15, U-16, U-17, U-18, U-19, U-20 and U-23.

The pool for the U-19s will be brought to a number of training camps over the course of the year in order to expose more players of this age to the National Team camp environment as well as give activity to the younger group of players in the pool competing for a spot with the U-20 MNT as it prepares for the 2025 FIFA U-20 World Cup.

U.S. UNDER-18 MEN'S YOUTH NATIONAL TEAM

2024-25 Age Eligibility: Jan. 1, 2007

The U.S. Under-18 Men's National Team serves as a transition to the Under-20 Men's National Team. This age group forms the core of the team that will attempt to qualify for the 2027 FIFA U-20 World Cup.

The U-18 MNT player pool will be brought to a number of domestic and international training camps and tournaments in order to expose more players to the National Team camp environment as well as provide programming for the younger group of players competing for a spot with the U-20 MNT as it prepares for the 2025 FIFA U-20 World Cup.

U.S. UNDER-17 MEN'S YOUTH NATIONAL TEAM

Head Coach: Gonzalo Segares

2024-25 Age Eligibility: Jan. 1, 2008

Major Competition: 2025 Concacaf U-17 Championship, 2025 FIFA U-17 World Cup

2023 International Record: 1-1-1

OPPORTUNITY AWAITS AT EXPANDED WORLD CUP

The U.S. Under-17 Men's National Team will look to qualify for a record 19th FIFA U-17 World Cup this year at the Concacaf U-17 Qualifiers, and the competition will have a different feel. Starting in 2025, the U-17 World Cup will become an annual, 48-team tournament, held in Qatar through 2029.

After a strong showing at the 2023 tournament in Indonesia, U-17 MNT head coach Gonzalo Segares will prepare the team for the Concacaf U-17 Qualifiers in Costa Rica, where it will need to win Group F against the U.S. Virgin Islands, St. Kitts and Nevis and Cuba to punch its World Cup ticket.

2024 U.S. UNDER-17 MNT STATISTICS

Name	Pos.	2024 Overall Stats			Career U-17
		GP/GS	G	Y/R	Caps/Goals
Adams, Chase	F	3/2	0	0/0	3/0
Albert, Mathis	F	3/2	2	1/0	3/2
Carrizo, Maximo	M	3/1	0	0/0	3/0
Cornelius, Lorenzo	F	3/1	2	0/0	3/2
Cowell, Chance	F	3/1	0	0/0	3/0
Cupps, Christopher	D	2/2	0	0/0	2/0
Emenalo, Landon	M	3/2	0	0/0	3/0
Guimaraes, Pedro	D	3/2	0	0/0	3/0
Hlyut, Vitaliy	F	3/2	0	0/0	3/0
Kortkamp, Jack	GK	2/1	0	1/0	2/0
Martinez, Enrique	D	3/2	0	0/0	3/0
Mize, Jack	M	1/0	0	0/0	1/0
Moisa, Luca	M	3/2	0	0/0	3/0
Sanders, Adrian	D	3/2	0	1/0	3/0
Smith, Alexander	M	2/1	0	0/0	2/0
Stokes, Aidan	GK	2/2	0	0/0	2/0
Sullivan, Cavan	F	3/2	0	0/0	3/0
Tan, Oliver	D	3/2	0	0/0	3/0
Terry, Jude	M	3/2	1	0/0	3/1
Villa, Gio	D	3/2	0	0/0	3/0
Own Goal			0		
TOTAL		3/3	5	3/0	
Opponents		3/3	2	2/0	

GOALKEEPING STATISTICS

	2024 Overall Stats				Career U-17	
	GP/GS	W-L-T	GF/GA	SO	GAA	W-L-T
Kortkamp, Jack	2/1	1-0-1	5/1	0	0.67	1-0-1
Stokes, Aidan	2/2	0-1-0	0/1	0	0.67	0-1-0
TOTAL		3/3	1-1-1	5/2	1	0.67
Opponents		3/3	1-1-1	2/5	1	1.67

2024 U.S. UNDER-17 MNT RESULTS

Overall Record: 1-1-1 (GF: 5, GA: 2)

Date	Opponent	Result	Goalscorers	Location
Sept. 4	Germany U-18	0-1 L	--	Mikulov, Czechia
Sept. 6	Czechia U-18	4-0 W	Albert (2), Cornelius, Terry	Mikulov, Czechia
Sept. 8	Slovakia U-18	1-1 T	Cornelius-	Mikulov, Czechia

ALL-TIME RESULTS – FIFA U-17 WORLD CUP

16TH FIFA U-17 WORLD CUP – INDONESIA '23

Date	Opponent	Result	U.S. Goals	Location	Attendance
Nov. 12	Korea Rep.	3-1 W	Berchimas (2), Medina	Jakarta, Indonesia	7,033
Nov. 15	Burkina Faso	2-1 W	Figueroa, Berchimas	Jakarta, Indonesia	3,235
Nov. 18	France	0-3 L	–	Jakarta, Indonesia	14,436
Nov. 21	Germany	2-3 L	Habroune, Vazquez	Bandung, Indonesia	5,782
Champion: Germany			Runner-up: France	USA finish: 13th place	

15TH FIFA U-17 WORLD CUP – BRAZIL '19

Date	Opponent	Result	U.S. Goals	Location	Attendance
Oct. 27	Senegal	1-4 L	Busio	Cariacica, Brazil	4,266
Oct. 30	Japan	0-0 D	--	Cariacica, Brazil	3,878
Nov. 2	Netherlands	0-4 L	--	Goiânia, Brazil	1,305
Champion: Brazil			Runner-up: Mexico	USA finish: 20th place	

14TH FIFA U-17 WORLD CUP – INDIA '17

Date	Opponent	Result	U.S. Goals	Location	Attendance
Oct. 6	India	3-0 W	Sargent, Durkin, Carleton	New Delhi, India	46,312
Oct. 9	Ghana	1-0 W	Akinola	New Delhi, India	17,500
Oct. 12	Colombia	1-3 L	Acosta	Navi Mumbai, India	22,263
Oct. 16	Paraguay	5-0 W	Weah (3), Carleton, Sargent	New Delhi, India	34,895
Oct. 21	England	1-4 L	Sargent	Goa, India	16,148
Champion: England			Runner-up: Spain	USA finish: 7th place	

13TH FIFA U-17 WORLD CUP – CHILE '15

Date	Opponent	Result	U.S. Goals	Location	Attendance
Oct. 17	Nigeria	0-2 L	–	Santiago, Chile	20,637
Oct. 20	Croatia	2-2 T	C. Pulisic, Vazquez	Viña del Mar, Chile	21,893
Oct. 23	Chile	1-4 L	Vazquez	Viña del Mar, Chile	19,321
Champion: Nigeria			Runner-up: Mali	USA finish: 21st place	

11TH FIFA U-17 WORLD CUP – MEXICO '11

Date	Opponent	Result	U.S. Goals	Location	Attendance
June 19	Czechia	3-0 W	Guido, E. Rodriguez, Koroma	Torreón, Mexico	15,083
June 22	Uzbekistan	1-2 L	Koroma	Torreón, Mexico	4,133
June 25	New Zealand	0-0 T	–	Torreón, Mexico	8,556
June 30	Germany	0-4 L	–	Querétaro, Mexico	16,191
Champion: Mexico			Runner-up: Uruguay	USA finish: 12th place	

10TH FIFA U-17 WORLD CUP – NIGERIA '09

Date	Opponent	Result	U.S. Goals	Location	Attendance
Oct. 26	Spain	1-2 L	McInerney	Kano, Nigeria	19,500
Oct. 29	Malawi	1-0 W	Shinsky	Kano, Nigeria	13,780
Nov. 1	UAE	1-0 W	McInerney	Ijebu-Ode, Nigeria	9,000
Nov. 4	Italy	1-2 L	Palodichuk	Kaduna, Nigeria	11,301
Champion: Switzerland			Runner-up: Nigeria	USA finish: 12th place	

9TH FIFA U-17 WORLD CUP – SOUTH KOREA '07

Date	Opponent	Result	U.S. Goals	Location	Attendance
Aug. 20	Tajikistan	3-4 L	Bates, Garza, Schuler	Changwon, South Korea	4,570
Aug. 23	Tunisia	1-3 L	Jeffrey	Changwon, South Korea	3,115
Aug. 26	Belgium	2-0 W	Urso, Bates	Cheonan, South Korea	4,000
Aug. 30	Germany	1-2 L	Bates	Cheonan, South Korea	15,069
Champion: Nigeria			Runner-up: Spain	USA finish: 16th place	

8TH FIFA U-17 WORLD CHAMPIONSHIP – PERU '05

Date	Opponent	Result	U.S. Goals	Location	Attendance
Sept. 17	North Korea	3-2 W	Soroka, Nakazawa, Zimmerman	Chiclayo, Peru	15,200
Sept. 20	Italy	3-1 W	Sarkodie, Nakazawa, Soroka	Chiclayao, Peru	15,240
Sept. 23	Ivory Coast	1-1 T	Hall	Lima, Peru	12,000
Sept. 26	Netherlands	0-2 L	—	Trujillo, Peru	9,000
Champion: Mexico			Runner-up: Brazil	USA finish: 5th place	

7TH FIFA U-17 WORLD CHAMPIONSHIP – FINLAND '03

Date	Opponent	Result	U.S. Goals	Location	Attendance
Aug. 14	South Korea	6-1 W	Adu (3), Owens, Watson, Curfman	Lahti, Finland	3,240
Aug. 17	Sierra Leone	2-1 W	Gonzalez, Adu	Lahti, Finland	4,950
Aug. 20	Spain	0-2 L	—	Lahti, Finland	3,825
Aug. 24	Brazil	0-3 L	—	Turku, Finland	6,150
Champion: Brazil			Runner-up: Spain	USA finish: 5th place	

6TH FIFA U-17 WORLD CHAMPIONSHIP – TRINIDAD & TOBAGO '01

Date	Opponent	Result	U.S. Goals	Location	Attendance
Sept. 14	Japan	0-1 L	—	Bacolet, Tobago	7,000
Sept. 16	France	3-5 L	Magee, own goal, E. Johnson	Bacolet, Tobago	7,000
Sept. 19	Nigeria	0-2 L	—	Bacolet, Tobago	7,000
Champion: France			Runner-up: Nigeria	USA finish: 15th place	

5TH FIFA U-17 WORLD CHAMPIONSHIP – NEW ZEALAND '99

Date	Opponent	Result	U.S. Goals	Location	Attendance
Oct. 10	New Zealand	2-1 W	Thompson, Donovan	Auckland, New Zealand	14,103
Oct. 13	Poland	1-1 T	Donovan	Auckland, New Zealand	10,265
Oct. 16	Uruguay	1-0 W	Onyewu	Auckland, New Zealand	7,643
Oct. 20	Mexico	3-2 W	Beasley, Cila, Beckerman	Auckland, New Zealand	7,483
Oct. 24	Australia	2-2 T (6-7 pk)	Donovan, Onyewu	Christchurch, New Zealand	6,500
Oct. 27	Ghana	0-2 L	—	Auckland, New Zealand	15,675
Champion: Brazil			Runner-up: Australia	USA finish: 4th place	

4TH FIFA U-17 WORLD CHAMPIONSHIP – EGYPT '97

Date	Opponent	Result	U.S. Goals	Location	Attendance
Sept. 6	Oman	0-4 L	—	Alexandria, Egypt	22,000
Sept. 8	Brazil	0-3 L	—	Alexandria, Egypt	20,000
Sept. 11	Austria	4-0 W	Rupsis, Twellman (2), Totten	Port Said, Egypt	4,000
Champion: Brazil			Runner-up: Ghana	USA finish: 11th place	

3RD FIFA U-17 WORLD CHAMPIONSHIP – ECUADOR '95

Date	Opponent	Result	U.S. Goals	Location	Attendance
Aug. 3	Ecuador	0-2 L	—	Quito, Ecuador	28,000
Aug. 5	Japan	1-2 L	Redmond	Quito, Ecuador	12,000
Aug. 8	Ghana	0-2 L	—	Quito, Ecuador	28,000
Champion: Ghana			Runner-up: Brazil	USA finish: 15th place	

2ND FIFA U-17 WORLD CHAMPIONSHIP – JAPAN '93

Date	Opponent	Result	U.S. Goals	Location	Attendance
Aug. 22	Czechia	1-2 L	Cooks	Kyoto, Japan	8,200
Aug. 24	Colombia	2-2 T	Venditti, Armas	Kyoto, Japan	4,500
Aug. 26	Qatar	5-1 W	Venditti, Moore, Cooks (3)	Kyoto, Japan	3,700
Aug. 29	Poland	0-3 L	—	Hiroshima, Japan	2,854
Champion: Nigeria			Runner-up: Ghana	USA finish: 7th place	

1ST FIFA U-17 WORLD CHAMPIONSHIP – ITALY '91

Date	Opponent	Result	U.S. Goals	Location	Attendance
Aug. 16	Italy	1-0 W	Dunne	Montecatino, Italy	3,200
Aug. 20	Argentina	1-0 W	McKeon	Viareggio, Italy	1,200
Aug. 22	China PR	3-1 W	Beachum, Montoya, McKeon	Viareggio, Italy	2,000
Aug. 25	Qatar	1-1 T (4-5 pk)	Kelly	Montecatino, Italy	2,000
Champion: Ghana			Runner-up: Spain	USA finish: 5th place	

3RD FIFA U-16 WORLD TOURNAMENT – SCOTLAND '89

Date	Opponent	Result	U.S. Goals	Location	Attendance
June 10	Brazil	1-0 W	I. Baba	Aberdeen, Scotland	3,300
June 12	East Germany	2-5 L	N. Baba, Wood	Aberdeen, Scotland	2,300
June 14	Australia	2-2 T	Wood, Haskins	Aberdeen, Scotland	3,500
Champion: Saudi Arabia			Runner-up: Scotland	USA finish: 10th place	

2ND FIFA U-16 WORLD TOURNAMENT – CANADA '87

Date	Opponent	Result	U.S. Goals	Location	Attendance
July 12	Ecuador	1-0 W	Crawley	Saint John, N.B.; Canada	1,000
July 14	Ivory Coast	0-1 L	—	Saint John, N.B.; Canada	2,200
July 16	Korea Rep.	2-4 L	S. Snow, Deering	Saint John, N.B.; Canada	2,250
Champion: Soviet Union			Runner-up: Nigeria	USA finish: 14th place	

1ST FIFA U-16 WORLD TOURNAMENT – CHINA PR '85

Date	Opponent	Result	U.S. Goals	Location	Attendance
July 31	Guinea	0-1 L	—	Beijing, China	80,000
Aug. 2	Bolivia	2-1 W	McPhail, Pride	Beijing, China	40,000
Aug. 4	China PR	1-3 L	Pride	Beijing, China	60,000
Champion: Nigeria			Runner-up: West Germany	USA finish: 12th place	

After establishing a blueprint for creating a successful every day training environment, the U.S. Soccer Under-17 Men's National Team Residency Program completed its final semester in the Spring of 2017 after 18 years at the IMG Academy in Bradenton, Fla.

Started in 1999, the Residency Program created an elite training environment for the best youth players in the country by focusing on daily training to improve their development. Eight years later, the success of the Residency Program helped guide the 2007 launch of U.S. Soccer's Development Academy, which took the Residency Program model down to the club level during its 13-year run, guiding elite development environments at the club level across the country, providing tens thousands of players the opportunity to improve.

U.S. Soccer Under-17 Residency Alumni Register

NAME	RESIDENCY SEMESTERS
Ababio, Eddie	F04, S05
Abolfathi, Dersu	F06, S07
Acosta, George	16, S17*
Acosta, Kellyn	10, S11*
Adams, Tyler	F14, 15*
Adu, Freddy	S02, 03*, S04
Agbossoumonde, Gale	S07, 08
Agudelo, Juan	F08, 09*
Ajdukiewicz, Patrick	S16
Akale, Mucwelle	12, S13
Akinola, Ayo	16, S17*
Akwari, Nelson	99*
Aldape, Ricardo	F10
Allen, Jordan	S11
Alston, Kevin	F03, 04, 05*
Altamirano, Jose	F06, S07
Altidore, Jozy	F04, 05*, S06
Amaya, Adonis	F11, 12
Ambrose, Michael	F08, 09
Amon, Joe	10, S11*
Ampaipitakwong, Tony	F03, 04, S05
Angking, Isaac	16, S17
Arellano, Hugo	F13, 14, 15*
Arevalo, Estanilao	F07
Arguez, Bryan	F04-S05
Arjona, Julio	08, S09
Armstrong, Matt	F04
Arreolo, Eder	07-S08
Arrieta, Martin	S10
Arriola, Paul	F10, S11*
Arvizu, David	F04-05*
Asensio, Carlos	16, S17
Ashe, Corey	F01-S03*
Avila, Eric	F03, 04, S05
Ayah, Atsouh	F09, S10
Ayala, Fernando	F03
Badr, Samir	F07, 08, S09
Bailey, Vernon	F11
Baird, Corey	F11, 12, S13
Balogun, Michael	04, S05
Barajas, Edgar	F05, S06
Barber, Grayson	S17
Barrera, Danny	F05, 06
Barone, Giuseppe	S15
Barson, Chad	F07
Bartlow, Ethan	S17
Bates, Mykell	F05, 06, S07*
Beasley, DaMarcus	99*
Beckerman, Kyle	99*
Bencomo, Jose	F16
Bendik, Joe	S05
Besagno, Nikolas	F04, S05*
Bolin, Danny	99
Booth, Taylor	F16, S17*
Borja, Carlos	04, S05
Bradley, Michael	F02, 03, S04
Braima, George	F13, 14, 15

NAME	RESIDENCY SEMESTERS
Bramall, Alex	F07, S08
Brooks, Alandus	S04
Brown, Cameron	F05
Brown, Jonathan	F08, S09
Budnik, Alexander	16, S17*
Bumpass, Brandy	F05, S06
Burnett, Iwe	S10
Caldwell, Jeff	F12, S13
Caldwell, Scott	F06, 07, S08
Calix, Jorge	F11, S12
Calvillo, Eric	F13, 14, 15*
Canales, Jonathan	F08, S09
Canouse, Russell	10
Capano, Craig	S00, 01*
Cardona, Keith	F09*
Carleton, Andrew	S16*
Carr, Bryce	S07
Carranza, Jose	S14
Carroll, Zach	S11*
Carter, Lonnie	F06
Castano, Santiago	S10
Celis, Bryan	S10
Chang, Andrew	F09, S10
Chavez, Victor	F09*
Chevannes, Adrian	F02, S03*
Chillemi, Filippo	S99
Christensen, Paul	F11, 12, S13
Chun, David	00, S01*
Cila, Jordan	99*
Colaluca, Nicolas	S02
Coleman, Kevin	F13
Collier, Jonathan	F04, S05
Constant, Matthew	S15
Convey, Bobby	99*
Corea, Dustin	F08, S09
Corriveau, Nicko	S10
Cortez, Victor	F04, S05
Countess, D.J.	99*
Craven, Andrew	F07, 08, 09*
Cregan, Bryce	F12
Cristobal, Jerome	F09, S10
Cronin, Steve	99*
Cropper, Cody	S09
Cruz, Pablo	F07
Cummings, Chris	S07
Curfman, Steven	F02-S03 *
Cutler, Kenny	99*
Da Silva, Pierre	F13, 14, 15*
Dal Pra, Michael	F03, 04
Davies, Kyle	F05, 06
Davis, Sean	F08, 09
De La Torre, Kevin	F10, S11
De Point, Nikkye	F13, 14, 15
Defreitas-Hansen, Nicolas	F16
Del Rosario, Lucas	F14, 15
Delgado, Marco	F10, S11
Detter, Justin	F99

NAME	RESIDENCY SEMESTERS
Dieterich, Tanner	F13, 14, 15*
DiRimondo, John	F01, 02, S03*
Dixon, Alex	06, S07
Doholis, Mikhail	S10
Dominguez, Bryan	S06, 07*
Donovan, Conor	F11, 12, S13
Donovan, Landon	99*
Duarte, Christian	S11
Duran, Marlon	F07, 08, 09*
Duran, Ruben	F10
Durkin, Christopher	16*
Duvernay, Caleb	S12
Echevarria, Steven	F11, S12, S13
Eckhardt, Greg	05, S06
Edgar, Richard	F03, 04, 05*
Edwards, Earl	F07, 08, 09*
Edwards, Michael	S16
Elney, Sebastian	F12, S13
Escudero, Ronaldo	F13, F14, F15
Farfan, Gabriel	F03, 04, S05*
Farfan, Michael	F03, 04, S05*
Fehr, Mobi	F10, S11*
Fender, Holden	S10
Fernandez, Collin	S13
Ferri, Blaine	16, S17*
Finley, Ryan	F06, 07
Fiore, Daniel	S00
Flores, Cristian	S09
Flores, Daniel	F10, S11
Flores, Junior	F11, 12, S13
Foe Nuphaus, Jean-Julian	S16
Folk, Greg	F03, S04
Forbes, Erik	F01
Foss, Patrick	F10, S11
Freeman, Hunter	F00, S01
Freitas, Tyler	S16
Gaines, McKenzie	14, 15
Gallardo, Joe	F14, 15*
Garces, Justin	16, S17*
Garza, Greg	F06, 07*
Garza, Victor	F08
Gaven, Eddie	F01, 02, S03*
Germani, Chris	F02, S03*
Giallombardo, Andrew	F04, 05
Gijon, Irvin	F09, S10
Gil, Luis	08, 09*
Glad, Justen	S13
Gloster, Christopher	16, S17*
Gogic, Alek	F11, S12
Gomez, Jose	02, S03
Gonzalez, Eduardo	F06
Gonzalez, Eric	F09, S10
Gonzalez, Guillermo	F01, 02, S03*
Gonzalez, Omar	05*
Goslin, Christopher	16*
Grande, Carlos	S10
Graye, Jordan	F03

U.S. UNDER-17 MEN'S NATIONAL TEAM

NAME	RESIDENCY SEMESTERS
Grazier, Brian	02, S03*
Gregorio, Adolfo	99*
Griffin, Gray	00, 01*
Guido, Alejandro	F09, 10, S11*
Gulley, Kellen	F09, 10, S11
Gurrieri, Kyle	F13, S14
Gutierrez, Jaime	F07, 08
Gyau, Joe	F07, 08, S09
Haberkorn, Trevor	F10
Hahn, Adam	S02
Hall, Jeremy	F03, 04, 05*, S06
Hamilton, Wade	10, S11*
Harrington, Mike	F01, 02, S03*
Harrison, Drew	02, S03
Harvey, Jordan	00, S01*
Haupt, James	S10
Hegardt, Jared	F10
Heislitz, Marius	S12
Helton, Kyle	02, S03*
Henderson, Jesse	F03
Henry, Donovan	F07, 08, S09
Heredia, Angel	F11, 12, S13
Herold, Zachary	F07, 08, 09*
Hickey, Brody	S10
Hidalgo, Rodrigo	F02, 03, S04
Horton, Aaron	F07
Hundley, Matthew	F16, S17
Huynh, Benjamin	S16
Ibeagha, Christian	F06
Ibisevic, Elvir	S15
Ibrahim, Fuad	06, S07*
Igwe, Amaechi	F04, 05*, S06
Jackson, Bryan	99*
Jackson, Larry	06, S07*
Jackson, Tevin	S06
Jambusaria, Sagar	S10
Jamieson IV, Bradford	F11, 12, S13
Jeffrey, Jared	F05, 06, F07*
Jeffries, AJ	S11
Jerome, Stefan	F07, 08, 09*
Jimenez, Christian	F02, 03, S04
Jimenez, Hector	S05
Johnson, David	F00, S01*
Johnson, Eddie	00, S01*
Johnson, Paul	00, S01*
Jones, Malcolm	F12, S13
Jones, Quantrell	16, S17
Jones, Zyen	16, S17
Jordan, Cameron	F03, S04
Kabala, Gyllain	F11, 12
Kafai, Danya	F11, S12
Kalis, Ian	F05, S06
Kalso, Kellen	99*
Kelly, Daniel	F05*, S06
Kelly, Keegan	F14, 15
Kempin, Jonathan	F08, S09
King, Brendan	F06, 07*
King, Brett	S04
King, Michael	S11
Kirk, Quavas	F03, 04, F05*

NAME	RESIDENCY SEMESTERS
Kitchen, Perry	F07, 08, 09*
Klute, Chris	07*
Kohl, Nathan	S13
Koroma, Alfred	08, 09, S11*
Kunga, Lagos	F14, F15
Lambo, Josh	F05, 06, F07*
Lancos, Chris	00, 01*
Laverde, Fernando	S11
Lederman, Ben	S16
Lee, Brandon	F05, 06
Lema, Christopher	F11, 12, S13
Lemoine, Niccolo	S16
Lemus, Edson	F07
Lennon, Riggs	S10
Levy, Axel	06, S07
Lewis, Cameron	S02
Lichaj, Eric	F03, 04, 05, S06
Lindley, Cameron	S12
Lindsey, Jaylin	F16, S17*
Loera, David	F13
Lopez, Eric	14, 15*
Louro, Evan	F11, 12, S13
Luna, Edwin	F10
MacMath, Zac	F06, 07*
MacVane, David	F05, S06
Madison, Darius	S10
Magee, Mike	F00, 01
Malki, George	F08, S09
Mapp, Justin	S00, 01*
Marfuggi, Phil	F01, 02, S03*
Mariscal, Ernesto	F04, S05
Marosevic, Peri	F04, 05, S06
Marshall, Chad	F00, S01
Martin, Elijah	F11, 12, S13
Martin, Greg	99*
Martinez, Carlos	F07, 08, 09*
Martinez, Cristian	F13
Martir, Luis	S11
Mascarenas, Brian	F02, S03
Masch, Ryan	10
Matzelevich, Eric	14, 15
McBean, Jack	S11*
McCabe, Declan	F11
McCabe, Thomas	F13, 14, 15*
McCarty, Dax	F03, S04
McCrary, Jordan	F08, 09*
McDonald, Brandon	S02
McGuire, Jake	F10, S11
McInerney, Jack	F07, 08, 09*
McIntosh, Kendall	10, S11*
McKennie, Weston	F13, 14, F15
McLoughlin, Ellis	F05, 06, S07*
Melo, Nico	10, S11*
Meves, David	F06, S07
Meyer, Aaron	S12
Meyer, Thomas	F05^
Miller, Chase	F07, S08
Miller, Chris	S06
Millington, Nick	F06, 07, S08
Mion, Alessandro	10, S11*

NAME	RESIDENCY SEMESTERS
Miranda, Jorge	12
Molano, Alex	F08, S09
Molinar, Temi	S06
Moore, Shaquell	F11, 12, S13
Muñoz, Rolando	F12, S13
Murillo, Antonio	S11
Murphy, Ian	S16
Muyil, Alex	F10, S11
Nagy, Cole	F10
Najem, Adam	10, S11
Nakazawa, Kyle	F03, 04, 05*
Nance, Matt	F11
Nash, Joel	F08
Navarro, Jonathan	F13
Nelson, John	F13, 14, 15*
Nelson, TJ	06
Newton, Evan	F03, 04, S05
Nimo, Alex	S07*
Norton, Reed	S11
Núñez, Cesar	04, S05
Ochoa, David	S17
Ogunsola, Tomiwa	F01, 02, S03
Okugo, Amobi	F06, 07
Okwuonu, Boyd	F08, 09*
Oliver, Andrew	F09, 10, S11
Olosunde, Matthew	F13, 14, 15*
Onyewu, Oguchi	99*
Oot, Brandon	F02, S03
Orozco, Emilio	F07, 08, 09
Ortega, Danny	S05
Ortega, Oscar	F09, S10
Owens, Brandon	F01, 02, S03*
Pacheco, Brian	F12
Palazzolo, AJ	S14
Palmer-Brown, Erik	S13
Palodichuk, Nicholas	F09*
Palomino, Marcelo	F16, S17
Panchot, Logan	F13, 14, 15
Pando, Dalton	F12
Paredes, Jesse	06, S07
Pearce, Heath	00, S01
Pelosi, Marc	F09, 10, S11*
Pereira, Alejandro	16, S17
Perez, Jose	S09
Perez, Josh	S15
Perk, Brian	F04, S06*
Perry, Trey	F06, 07
Peterman, Ryan	S05
Peterson, Jacob	F02, S03*
Pfeffer, Zachary	S10
Phillips, Shaquille	08, S09
Piña, Fernando	F09, 10, S11*
Pineda, Victor	F08, S09
Pinho, Hunter	S16
Polak, Tyler	F07, 08, 09*
Politz, Kevin	F11, S12
Polley, Miguel	F10, S11
Prpa, Luka	F14, 15
Pulisic, Christian	F13, F14*
Pulisic, William	F13, 14, 15*

U.S. UNDER-17 MEN'S NATIONAL TEAM

NAME	RESIDENCY SEMESTERS
Quaranta, Santino	00, S01*
Ramirez, Francisco	F10
Raynr, Evan	F06
Redding, Tommy	12, S13
Rein, Marcus	F02, 03, S04
Renken, Charles	07, 08, S09
Requejo Jr., John	F11, 12, S13
Restrepo, Diego	F05*, S06
Reynolds Jr., Bryan	F16, S17*
Rice, Elijah	F13, 14, 15
Richardson, Carter	S13
Richey, Spencer	08, 09*
Rickards, Patrick	F04
Riffett, Zach	S00
Ritaccio, Carlo	F16, S17
Rivera, Raul	S99
Roberts, Matt	99
Robinson, DeAndre	F11, S12
Rodriguez, Esteban	10, S11*
Rodriguez, Marco	S00
Rodriguez, Mario	F09, 10, S11*
Rodriguez, Mario	S00
Rogers, Robbie	F02, S03
Rolon, Gonzalo	F12
Romero, Abraham	F13
Rosas, Alberto	F08
Rubin, Rubio	F11, 12, S13
Rueckner, Bryant	F03, 04, F05*
Rutherford, Dean	F11
Saad, Soony	F08, S09
Salkicic, Tarik	10, S11*
Sanchez, Estuardo	F03
Sandbo, Stephen	F02, 03*, S04
Sands, James	16, S17*
Sands, William	16, S17
Sargent, Joshua	16, S17*
Sarkodie, Kofi	F06, 07*, S08
Sarkokie, Ofori	F03, 04, 05*
Sarle, Dominick	F08, 09*
Scanella, Jeff	F03, S04
Schropp, Peter	F12, S13
Schuerman, Adam	00, 01*
Schuler, Billy	07
Scodari, Bruno	F11
Scott, Kristian	S10
Segovia, Alejandro	F11
Selemani, Ahinga	12, S13
Serna, Dillon	F10, S11*
Sesay, Israel	F06, S07
Shaver, Tyler	S16, S17*
Shea, Brek	06, 07*
Shinsky, Alex	08, 09*
Silva, Kevin	F13, 14, 15*
Simo, Chefik	00, 01
Singh, Jay	F03
Slonina, Nicholas	F16, S17
Sloustcher, Adam	F03, S04
Smith, Caleb	S13
Smith, Joel	F04
Smith, Nathan	F09, 10, S11*

NAME	RESIDENCY SEMESTERS
Soroka, Ryan	F03, 04, F05*
Sorrentino, Joseph	F04, 05, S06
Souders, Andrew	F09, 10, S11*
Speas, Ben	F07
Spector, Jonathan	02, S03*
Stephens, Michael	04, F05
Stephenson, Erik	08, S09
Stone, Jordan	00, 01*
Storm, Colton	F10, S11
Stray, Miles	F14, F15
Sturgis, Nathan	F03, S04
Subotic, Neven	04, 05*
Swanson, Ben	F12, S13
Sylva, Joshua	F07
Sylvestre, Brian	F07, S08
Szetela, Danny	F02, 03*, S04
Taitague, Nick	F14, 15
Taiwo, Lawrence	S12
Tarr, Brandon	F05, S06
Taylor-Parkes, Raheem	S14
Temple, Tony	16, S17
Tetro, Brandon	F11
Texeira, Sean	F13
Thompson, Abe	99*
Townsend, Jaret	S14
Trembly, Seth	99*
Tucakovic, Nedin	F11
Turner, Tyler	F11, 12, S13
Urso, Kirk	F05, 06, 07*
Uy, Matthew	06, S07
Valentin, Julian	F02, 03*, S04
Valentin, Zarek	F06
Vasquez, Arturo	16, S17
Vassilev, Indiana	F16, S17*
Vaughn, Chandler	16, S17
Veeder, Corey	F07, S08
Vega, Devin	F13, S14
Velasquez, Sebastian	F09
Velela, Alexis	F13, 14, 15*
Villalobos, Josh	S00, F01
Villanueva, Jonathan	F03, S04
Villegas, Adrian	16, S17
Vogl, Eric	F01, 02, S03
Wade, Wesley	F11, 12, S13
Wagner, Blake	F03, 04, F05*
Wahl, Tyson	F00, S01
Walker, Kenneth	F03
Walker, Matthew	04
Wallace, Anthony	04, 05, S06
Ward, Tim	F02, 03, S04
Waspi, Taylor	F03, S04
Watson, Jamie	F02, S03*
Watts, Akil	16, S17*
Watts, Jared	F07, 08, 09*
Weber, Tristan	F16, S17
Wenzel, Daniel	F05, 06, F07*
Wileman, Chase	02, S03
Williams, Ford	F00, S01*
Williams, Sheanon	F05, 06, 07*
Wiltse, Mark	F03

NAME	RESIDENCY SEMESTERS
Winn, Alan	F12, S13
Withers, Peter	F99
Wright, Haji	F13, S14*
Yates, Drew	F04
Yi, Alex	99*
Yomba, Dembakwi	F11, S12
Zaid, Danny	F10, S11
Zavaleta, Eriq	F08, 09*
Zelaya, Brian	F13, 14, F15
Zendejas, Alejandro	F13, 14, 15*
Ziemer, Thomas	F11
Zimmerman, Brandon	06, 07*
Zimmerman, Preston	04, 05*

KEY:

* Player participated in a FIFA U-17 World Cup

F - Fall Semester Only

S - Spring Semester Only

Bold players have been capped by the full USMNT

^ Thomas Meyer was in residency during 2005, and later participated in the 2007 FIFA U-17 World Cup.

U.S. UNDER-16 BOY'S NATIONAL TEAM

Head Coach: Alex Aldaz

2024-25 Age Eligibility: Jan. 1, 2009

2024 International Record: 0-0-4

The U-16 Boys' National Team program, along with the U-19 Men's National Team, began its first year of programming in 2016 as a part of an overall commitment to player development. U.S. Soccer has a total of eight youth National Teams for both its men's and women's programs: U-14, U-15, U-16, U-17, U-18, U-19, U-20, and U-23.

The U-16 BNT player pool will be brought to a number of domestic and international training camps and tournaments in order to expose more players to the National Team camp environment as well as provide programming for the younger group of players competing for a spot with the U-17 MNT as it prepares for the 2025 Concacaf U-17 Championship and 2025 FIFA U-17 World Cup.

2024 U.S. U-16 BNT RESULTS

Overall Record: 0-0-4 (GF: 5, GA: 5)

Date	Opponent	Result	Goalscorers	Location
May 27	Uruguay	1-1 T	Moisa	Buenos Aires, Argentina
May 30	Argentina	2-2 T	Albert (2)	Buenos Aires, Argentina
Nov 15	Mexico	1-1 T	Espy	Toluca, Mexico
Nov. 18	Mexico	1-1 T	Sokoloff	Toluca, Mexico

2024 U.S. UNDER-16 BNT STATISTICS

Name	Pos.	2024 International Stats			Career U-16
		GP/GS	G	Y/R	Caps/Goals
Adams, Chase	F	2/1	0	0/0	2/0
Albert, Albert	F	2/1	2	0/0	2/2
Barrett, Daniel	D	2/1	0	0/0	2/0
Berg, Hugo	D	2/1	0	1/0	1/0
Brueggmann, Lukas	M	2/2	0	0/0	2/0
Cadet, Zidane	F	2/1	0	0/0	1/0
Carrizo, Maximo	M	2/1	0	0/0	2/0
Cupps, Christopher	D	1/1	0	0/0	1/0
Dearmin, Nash	D	2/1	0	0/0	2/0
Dimareli, Mattheo	F	2/1	0	0/0	1/0
Donaldson, James	GK	1/1	0	0/0	2/0
Espy, Tyson	D	2/1	1	0/0	2/0
Ewing, Immanuel	F	2/1	0	0/0	2/0
Ferreira, Willyam	M	2/2	0	0/0	2/1
Forfor, Prince	D	2/2	0	0/0	1/0
Guimaraes, Pedro	D	2/2	0	0/0	2/0
Hamouda, Ramiz	D	1/1	0	0/0	1/0
Hassan, Omar	F	2/1	0	0/0	2/0
Hlyut, Vitaliy	F	2/1	0	0/0	2/0
James, Ian	D	1/1	0	0/0	2/0
Johnson, Jamir	F	2/1	0	0/0	2/0
Kortkamp, Jack	GK	1/1	0	0/0	2/0
Lim, Evan	M	2/1	0	0/0	2/0
Marquez, Omar	F	2/1	0	0/0	2/0
Medina, Aaron	F	2/1	0	0/0	2/0
Mize, Jack	M	2/1	0	0/0	2/0
Moisa, Luca	M	2/2	1	1/0	2/0
Pehar, Roko	M	2/1	0	0/0	2/1
Pratt, Owen	GK	1/1	0	0/0	2/0
Rosborough, Tanner	F	2/1	0	0/0	2/0
Sanchez, Cooper	M	1/1	0	0/0	2/0
Sanders, Adrian	D	2/1	0	0/0	2/0
Sokoloff, Paul	F	2/1	1	1/0	2/0
Spivey, Kaedren	M	2/1	0	0/0	2/0
Szewczyk, Tobias	GK	1/1	0	0/0	2/1
Tan, Oliver	D	2/1	0	0/0	2/0
Trombino, Caleb	D	2/1	0	0/0	1/0
Vejrostek, Liam	D	2/1	0	0/0	2/0
Villa, Gio	D	2/1	0	0/0	2/0

TOTALS	4/4	5	3/0
OPPONENT	4/4	5	

GOALKEEPING TOTALS

	GP/GS	Min	WL-T	GF	CAREER U-16 BNT			
					GA	SO*	GAA	W-L-T
Donaldson, James	1/1	90	0-0-1	2	2	0	2.00	0-0-1
Kortkamp, Jack	1/1	80	0-0-1	1	1	0	1.00	0-0-1
Pratt, Owen	1/1	90	0-0-1	1	1	0	1.00	0-0-1
Szewczyk, Tobias	1/1	90	0-0-1	1	1	0	1.00	0-0-1
TOTALS	4/4	360	0-0-4	5	5	0	1.25	0-0-4
OPPONENT	4/4	360	0-0-4	5	5	0	1.25	0-0-4

U.S. UNDER-15 BOY'S NATIONAL TEAM

2024-25 Age Eligibility: Jan. 1, 2010

The U.S. U-15 Boys' National Team serves as a developmental and identification squad for potential future national team players. Based on recent results at older Men's Youth National Team age groups as well as the full Men's National Team, the U-15 program is doing exactly that as numerous players have been able to move on and succeed at the next level.

The program is used to identify potential talent and prepare players for future involvement in international soccer. The players are introduced to a culture and style of play consistent throughout all of the U.S. Youth National Teams. The U-15 BNT also addresses the importance of character development in areas like attitude, discipline, and commitment. The USA won its first Concacaf U-15 Boys' Championship in 2023 after the biennial regional championship launched for this age group in 2017.

2024 U.S. U-15 BNT RESULTS

Overall Record: 3-1-0 (GF: 10, GA: 6)

Date	Opponent	Result	Goalscorers	Location
May 15	Croatia *	2-0 W	Cadet, Romerto	Varazdin, Croatia
May 16	England *	3-4 L	Ostrander, Hassan (2)	Varazdin, Croatia
May 17	Morocco *	4-2 W	Bruegmann, Sokoloff (2), Ostander	Varazdin, Croatia
May 18	Japan	1-0 W	Hassan	Varazdin, Croatia

* Vlatko Markovic Tournament

2024 U.S. UNDER-15 BNT STATISTICS

2025 USMNT MEDIA GUIDE 192

Name	2024 International Stats					Career U-15
	Pos.	GP/GS	Min	G	Y/R	Caps/Goals
Berg, Hugo	D	2/2	160	0	0/0	2/0
Brueggmann, Lukas	M	4/2	163	1	0/0	4/1
Cadet, Zidane	F	3/2	138	1	0/0	3/1
Chadwick, Edward	D	4/2	181	0	0/0	4/0
Cook, Christopher	M	4/2	160	0	0/0	4/0
Devan, Liam	D	3/1	60	0	1/0	3/0
Dimareli, Matteo	F	3/2	134	0	0/0	3/0
Donaldson, James	GK	2/2	160	0	0/0	2/0
Espy, Tyson	D	4/2	184	0	0/0	4/0
Ewing, Immanuel	F	2/1	89	0	0/0	2/0
Forfor, Prince	D	4/2	206	0	0/0	4/0
Gomez, Alex	D	3/2	139	0	0/0	3/0
Hassan, Omar	F	4/1	168	3	0/0	4/3
Hyte, Darris	F	3/2	113	0	0/0	3/0
Mbaye, Astin	D	3/3	215	0	0/0	3/0
McLean, Mateo	D	3/1	82	0	0/0	3/0
Mehmeti, Adri	M	4/2	186	0	0/0	4/0
Ostrander, William	F	3/2	143	2	1/0	3/2
Romero, Manuel	D	2/1	99	1	1/0	2/1
Sokoloff, Paul	M	4/2	179	2	1/0	4/2
Spivey, Kaedren	M	4/2	158	0	0/0	4/0
Steelman, Maximus	F	4/1	130	0	0/0	4/0
Szewczyk, Tobias	GK	2/2	160	0	0/0	2/0
Walker, Landry	M	3/2	113	0	0/0	3/0
Own Goal				0		
TOTAL		4/4	320	10	4/0	
Opponents		4/4	320	6	0/0	

GOALKEEPING STATISTICS

	2024 International Stats						Career U-15	
	GP/GS	Min	W-L-T	GF	GA	SO*	GAA	W-L-T
Donaldson, James	2/2	160	1-1-0	4	4	1	2.00	1-1-0
Szewczyk, Tobias	2/2	160	2-0-0	6	2	1	1.00	2-0-0
TOTAL	4/4	320	3-1-0	10	6	2	1.50	
Opponents	4/4	320	1-3-0	6	10	0	2.50	

UNDER-14 TALENT IDENTIFICATION PROGRAM

With the objective to expand and improve the Men's Youth National Team player pool, U.S. Soccer launched the Under-14 Talent Identification Program in 2019. Designed to discover and introduce a larger base of top talents at the U-14 age group into the scouting funnel of the older Youth National Teams, a mini-camp format helps evaluate and inspire high-potential players while accelerating their development in an engaging and challenging environment.

The program starts with the in-market scouting process: players are observed in games and top talents are selected to attend Talent Identification Centers. Formerly known as Training Centers, TID Centers are typically held in 25 key markets nationwide and overseen by U.S. Soccer TID Managers and YNT Network Scouts. These single-day sessions, hosted at local clubs or U.S. Soccer member organizations, gather more than 750 top talents every year from each of the U-14 and U-15 age groups. Depending on the number of top players identified in each market, Talent Identification Centers are held there two to three times each year in the fall, winter and spring.

Following the in-market scouting process, U-14 TID Regional Mini-Camps bring together 80 of the best players from each of U.S. Soccer TID's three scouting regions – East, Central and West – for a three-game, round-robin competition. Overseen by regional TID Managers, the five-day camps feature four 20-player teams (one representing each scouting area within the region) playing three games against each other.

After the Regional Mini-Camps, 60 players gather for a U-14 National Identification Camp. Roughly twenty players come from each region, but the roster may also include international-based players at this stage. Held in the vein of a traditional YNT training camp, all boys' TID Managers and a select group of YNT network scouts will be on-hand to guide the camp, while the U-15 MYNT head coach also attends.

From the National ID Camp, players may have the opportunity to advance to the U-15 MYNT the following year and continue to progress through the YNT pathway.

In addition to expanding the YNT player pool at its early stages, this scouting and identification structure allows top players at the U-14 age level time to absorb core principles of the YNT philosophy and accelerate their development. Each region's best talents compete against each other in three additional meaningful games. Additionally, travel is minimized through the first stages of the program, helping minimize days away from home, school and club.

The program also offers the opportunity to bolster U.S. Soccer's national network of scouts to further their education and development while also building the Federation's connection with clubs across the country. While TID Managers are on-hand at Regional Mini-Camps, the four sub-regional teams are coached by scouts from U.S. Soccer's YNT Scouting Network.

In recent years, the United States' play at the Youth National Team level has confirmed its status as a top youth nation in Concacaf and in the world. In existence since 1997, the U.S. Under-14 National Development Program is a major reason for increasing quality and quantity of young players vying for sports in the U.S. Men's Youth National Teams program.

Prior to the change in structure in 2019, the Under-14 National Development program kicked off in Aug. 1997, with the knowledge that to compete with the elite countries on the international level, the U.S. would have to build a base of players from the youth level up. The U-14 program continues to introduce young players to a level of soccer they would not otherwise see at such a young age and allows the country's top youth players the chance to experience soccer at its highest level.

EXTENDED NATIONAL TEAMS

The Extended National Teams is a division of U.S. Soccer's Sporting Department focused on extending opportunities beyond the traditional 11-a-side game by championing awareness, access, growth and high-performance environments on the grass, court and sand.

THE TEAMS

The ENT Department now includes nine different U.S. Soccer National Teams, four of them Women's National Teams:

- Beach Soccer (MNT & WNT)
- Futsal (MNT & WNT)
- CP (MNT & WNT)
- Deaf (MNT & WNT)
- Power Soccer (Coed NT)

BEACH AND FUTSAL PROGRAMS

Beach Soccer and Futsal are both five-a-side competitions that play in official men's FIFA World Cups every two and four years, respectively. Futsal is played indoors on a court with no walls, and Beach Soccer is, of course, played at the beach and showcases a unique culture at the highest level of the sport.

The U.S. Men's Futsal National Team has played international matches since 1986, and has participated in six FIFA Futsal World Cups, finishing third at the inaugural event in 1989 and runners-up in 1992. After missing out on the previous two tournaments, the Futsal MNT returned to the World Cup in 2021.

The U.S. Men's Beach Soccer National Team operated independently from U.S. Soccer since 1994, but became a Federation-run program in 2005, coinciding with FIFA's launch of the Beach Soccer World Cup. The Beach MNT has taken part in six FIFA World Cups, and heads to its seventh at the 2024 tournament in Dubai, United Arab Emirates.

In 2022, U.S. Soccer announced the launch of the U.S. Women's Futsal National Team. The team held its first Identification Camps the following year, with the goal of playing its first international matches in 2024 and participating in the first FIFA Women's Futsal World Cup to be played in 2025.

First launched in 2019, the U.S. Women's Beach Soccer National Team competes in various competitions throughout the year, such as the Intercontinental Cup, Mundialito, and ANOC World Beach Games. While there isn't yet a Women's Beach Soccer World Cup, that day could be coming.

The Beach Soccer and Futsal National Teams see a variety of athletes playing for the love of the game, often seeing them achieve that impossible dream of playing for their country at World Cup.

ADAPTIVE NATIONAL TEAM PROGRAMS

CP, Deaf and Power Soccer are three disciplines showcasing athletes with disabilities pushing themselves to excel at the highest levels of the sport.

Deaf Soccer is an 11-a-side sport for players with significant hearing impairments. Both the men's and women's NTs have a four-year cycle of competition that includes the Deaflympics and DIFA World Deaf Championship tournaments once every four years.

CP Soccer is one of the oldest forms of soccer for players with disabilities, having been played since the 1980s, and predominantly features players with cerebral palsy, stroke or traumatic brain injuries. The team has frequently featured a number of U.S. military veterans through the years. At the 2022 IFCPF World Cup, the CP MNT finished in the top four for the first time in program history.

Power Soccer is the first competitive team sport designed and developed specifically for power wheelchair users. It gives an opportunity to people with an array of different disabilities, including athletes with quadriplegia, multiple sclerosis, muscular dystrophy, cerebral palsy and many others. The co-ed U.S. team won the first two FIPFA Powerchair Football World Cups in 2007 and 2011, and finished third at the most recent World Cup in 2023.

U.S. SOCCER'S MEMBERSHIP

Beyond the official U.S. Soccer National Teams detailed above, U.S. Soccer's membership includes the following Disabled Service Organizations, some of which run their own independent National Team programs. U.S. Soccer has established an annual support application process for any of our members organizations to request assistance at every level, up to and including becoming an official National Team managed by U.S. Soccer. The organizations listed below are autonomous institutions aligned with U.S. Soccer as members.

- American Amputee Soccer Association
- Down Syndrome Sports of America
- Dwarf Athletic Association of America
- U.S. Association of Blind Athletes
- Cerebral Palsy Soccer
- USA Deaf Soccer
- US Power Soccer Association

U.S. MEN'S BEACH SOCCER NATIONAL TEAM

Head Coach: Ian Carry

Major Competition: 2025 Concacaf Beach Soccer Championship;
2025 FIFA Beach Soccer World Cup

The U.S. Men's Beach Soccer National Team heads into the new year with big goals in mind. In March, the team will look to defend its confederation title when it tackles the 2025 Concacaf Beach Soccer Championship in Nassau, Bahamas. The top two finishers from that tournament then qualify for the 2025 FIFA Beach Soccer World Cup to be held May 1-11 in Seychelles.



Ian CARRY

HEAD COACH: U.S. Men's Beach Soccer National Team
HOMETOWN: Navan, County Meath, Ireland.

Ian Carry was named head coach of the U.S. Men's Beach Soccer National Team in July 2024. Carry, who previously served as the Beach MNT's goalkeeping coach, brings over 20 years of high-level coaching and technical experience to the role, and began leading the team during its camp in September 2024 in preparation for the 2025 Concacaf Beach Soccer Championship which serves as qualification for the 2025 FIFA Beach Soccer World Cup in Seychelles.

Named interim head coach of the Beach MNT for the 2024 El Salvador Cup in March, Carry also works as the Goalkeeping Program Director with Charlotte Soccer Academy. He previously served in various roles for the Football Association of Ireland, including work as a goalkeeping coach with both men's and women's youth national teams as well as Ireland's Deaf National Team. Prior to his work with the FAI, he also worked with the Scottish Football Association as a coaching educator and goalkeeping coach with the U-19 Women's National Team.

A native of Ireland, Carry has worked in the United States since 2011, serving as an assistant coach for Central Michigan University Women's Team from 2011-2013, and coached for the University of Kentucky Women's Team for eight years, including as head coach from 2016-2021. Prior to coming to the United States, Carry also previously worked in various roles at the club level, including tenures as a goalkeeping coach with Celtic FC, Carlisle United, Dundee United, FC Kilmarnock and St. Mirren.

Holder of the UEFA "B" License and UEFA Goalkeeping License, Carry is a 2001 graduate of Bell College of Technology in Hamilton, Scotland. Prior to his coaching career, Carry had playing stints with Longford Town FC and Home Farm FC in Ireland, as well as Scottish club Queens Park FC. He continued his playing career on the futsal court, turning out for Sporting Fingal and Shamrock Rovers of Ireland's Emerald League, as well as representing the Republic of Ireland internationally.

2024 U.S. MEN'S BEACH SOCCER NATIONAL TEAM STATISTICS

Player	GP/GS	G	A	G+A	YC	RC	Caps	Career	
								Goals	Assists
Akol, Tanner	12/4	8	0	8	1	0	30	19	0
Albiston, Chris	6/3	1	1	2	0	0	51	22	7
Canale, Alessandro	6/1	3	0	3	1	0	96	72	13
Carvalho, Ricardo	9/3	3	1	4	1	0	16	6	3
Chavez, Antonio	12/7	4	4	8	0	0	44	11	4
Collier, Austin	10/8	1	1	2	1	0	18	1	2
Diaz, Andres	2/1	0	0	0	0	0	2	0	0
Franco, Alvaro	5/2	2	3	5	1	0	17	6	2
Holocher, Lukas	3/0	0	0	0	0	0	7	1	0
Karlov, Sasha	3/2	0	0	0	0	0	3	0	0
Mondragon, David	2/0	0	0	0	0	0	38	16	2
Navas, Andres	12/2	4	0	4	0	0	25	9	2
Palmerin, Mikel	2/0	0	0	0	0	0	8	0	0
Perea, Nico	6/6	3	1	4	1	0	41	22	7
Rezende, Conner	9/6	3	2	5	2	0	39	7	6
Santos, Jason	3/0	0	0	0	0	0	65	20	3
Shushkovsky, Brian	2/0	0	0	0	0	0	4	0	0
Silveira, Gabriel	9/8	4	2	6	2	0	60	46	7
Toth, Chris	3/3	1	0	1	0	0	100	17	10
Valcarcel, Cody	12/1	2	6	8	1	0	30	7	4
Own Goal	-	-	0	-	-	-	-	-	-
TOTALS	12	12	39	21	60	11	0		

2024 U.S. MEN'S BEACH SOCCER NATIONAL TEAM RESULTS

Overall Record: 3-9 (GF: 35, GA: 54)

Date	Opponent	Result	Goalscorers	Location
Jan. 12	Brazil ^	3-6 L	Albiston, Carvalho, Akol	Sao Luis, Brazil
Jan. 13	United Arab Emirates ^	3-1 W	Silveira, Valcarcel, Rezende	Sao Luis, Brazil
Jan. 14	Morocco ^	1-4 L	Silveira	Sao Luis, Brazil
Feb. 15	Italy **	1-3 L	Rezende	Dubai, UAE
Feb. 17	United Arab Emirates **	2-3 L (AET)	Toth, Canale	Dubai, UAE
Feb. 19	Egypt **	4-5 L (AET)	Canale (2), Collier, Navas	Dubai, UAE
Mar. 28	Switzerland %	0-5 L	--	Costa del Sol, El Salvador
Mar. 29	El Salvador %	5-4 W	Franco, Perea (2), Akol, Chavez	Costa del Sol, El Salvador
Mar. 30	Morocco %	4-5 L	Akol (2), Perea, Franco	Costa del Sol, El Salvador
Dec. 13	Spain #	7-8 L (AET)	Chavez (2), Carvalho (2), Akol, Valcarcel, Navas	Acapulco, Mexico
Dec. 14	Colombia #	3-6 L	Silveira, Navas (2)	Acapulco, Mexico
Dec. 15	Mexico #	6-4 W	Rezende, Silveira, Akol (3), Chavez	Acapulco, Mexico

** 2024 FIFA Beach Soccer World Cup (Dubai, United Arab Emirates)

^ 2024 Maranhao International Cup (Sao Luis, Brazil)

% 2024 El Salvador Cup (Costa del Sol, El Salvador)

2024 Acapulco Cup (Acapulco, Mexico)

BEACH SOCCER HISTORY

Born on the beaches in Rio de Janeiro, Brazil, beach soccer has long been played informally on sandy shorelines around the world. Despite its South American roots, the game was codified in 1992 by a group in Los Angeles and one year later the first professional beach soccer competition was held at Miami Beach with the USA hosting Brazil, Argentina and Italy.

In 1994, the first World Championship was held for beach soccer in Rio de Janeiro, and the U.S. team had modest success with a second-place finish in 1995 and a third-place finish in 1997. FIFA recognized beach soccer beginning in 2005, and will stage its 13th Beach Soccer World Cup in Seychelles in 2025.

In 2005, qualifying for the Beach Soccer World Cup for the U.S. was a combined tournament with North and South America. Since then, CONCACAF has hosted its own Beach Soccer Qualifying Tournament, with the U.S. winning both the 2006 and 2007 editions before dropping two of the team's three matches in 2008 and failing to qualify for the 2008 FIFA Beach Soccer World Cup.

The U.S. kicked off 2013 by winning the CONCACAF Beach Soccer Championship in Nassau, the Bahamas, with a 5-4 overtime victory against El Salvador. The team qualified for the 2013 FIFA Beach Soccer World Cup by virtue of a 4-2 victory against Costa Rica in the semifinals.

At the 2013 FIFA Beach Soccer World Cup, the U.S. was drawn into Group A with Spain, host Tahiti and the United Arab Emirates. Despite a 6-4 victory against UAE in the final group game, the U.S. finished in third place and did not advance to the knockout rounds. The tournament started with a 5-4 loss to Spain, followed by a 5-3 loss in extra time to Tahiti that eliminated the team from the knockout rounds.

The U.S. team's attempt to qualify for the 2015 FIFA Beach Soccer World Cup began well, as the U.S. navigated through its group and past Jamaica in the Quarterfinal Round. The U.S. fell 4-3 to Mexico in a tight Semifinal affair and fell 5-2 to hosts El Salvador in the Third-Place match, failing to qualify for the final tournament in Portugal.

In 2017, the USA put on a valiant attempt to qualify for the 2017 FIFA Beach Soccer World Cup at the 2017 CONCACAF Beach Soccer Championship. The U.S. rolled past its group stage opponents, winning all three matches, but fell to Panama 6-4 in a tough Quarterfinal. The USA then defeated Jamaica and tournament hosts Bahamas to take fifth place in the CONCACAF tournament, thus failing to qualify for the Beach Soccer World Cup set to take place in Bahamas later in the year.

The USA returned to the world stage in 2019, qualifying for the World Cup in thrilling fashion. After emerging from the group stage with all nine points, including a hard-fought 3-2 win against Bahamas, the U.S. downed Guadeloupe 5-1 in the quarterfinals. With a World Cup berth in the balance, El Salvador awaited in the semifinals. Despite never leading in regulation, a goal off a throw-in with just over a minute remaining tied things late. The match proceeded to penalties, and the USA sunk all five attempts to punch its ticket to Paraguay for the World Cup.

In 2021, the U.S. made it back-to-back World Cup appearances for the first time since 2006-2007. After a narrow loss to Costa Rica on its home sand saw the USA finish second in its group at the 2021 Concacaf Beach Soccer Championship, the Beach MNT edged Panama 4-3 on a late goal in the quarterfinals to set up a showdown with Mexico in the World Cup-clinching semifinals. The U.S. pulled away down the stretch to top El Tri 5-2 and punch its World Cup ticket before falling 6-4 to El Salvador in the championship match. At the World Cup in Russia, the USA put up a valiant effort but dropped all three matches, including an overtime 5-4 loss to eventual champion Football Union of Russia.

In 2023, the USA won the Concacaf Beach Soccer Championship and qualified for its seventh Beach Soccer World Cup to be held in February 2024 in Dubai, United Arab Emirates. In Dubai, the USA held strong against eventual World Cup finalists Italy (3-1 L), before falling in extra time to hosts United Arab Emirates (3-2 L) and Egypt (5-4 L).

BASIC LAWS OF THE GAME

Beach Soccer is played on a field that is approximately 36 meters long and 27 meters wide. The game is played on sand that is a minimum of 40 centimeters deep and players must be barefoot. Five players, including a goalkeeper, are on the field at one time and play three, 12 minute periods.

There are up to seven substitutes on the bench, and like Futsal, there are unlimited substitutions. In instances where games cannot end in ties, and are decided by a three-minute overtime and then kicks from the penalty spot, which is an imaginary mark on an imaginary penalty area line nine meters from the goal.

Other rules include:

- After a ball goes out of bounds, it can be thrown or kicked back in play.
- Goalkeepers can pick up the first back pass from a teammate per possession.
- Players taking a free kick can make a small mound of sand to place the ball on.

U.S. MEN'S BEACH SOCCER NATIONAL TEAM

ALL-TIME INTERNATIONAL RESULTS (2005-PRESENT)

* FIFA Beach Soccer World Cup Qualifying, ** FIFA Beach Soccer World Cup, + Copa America

2023

Date	Opponent	Result	Goalscorers	Location
April 6	Belize	8-2 W	Silveira (2), Albiston, Canale, Holocher, Valcarcel, Perea, Navas	San Salvador, El Salvador
April 7	Trinidad & Tobago	5-0 W	Albiston, Valcarcel, Silveira, Rezende, Franco	San Salvador, El Salvador
April 8	El Salvador	4-2 W	Canale (3), Perea	San Salvador, El Salvador
April 14	Colombia	4-6 L	Albiston, Navas, Canale, Silveira	Acapulco, Mexico
April 15	Saudi Arabia	7-3 W	Chavez (2), Navas, Canale, Pera, Valcarcel, Silveira	Acapulco, Mexico
April 16	Mexico	3-4 L	Canale, Silveira, Toth	Acapulco, Mexico
May 8	Dominican Republic *	11-1 W	Perera (4), Carvalho, Silveira, Canale, Franco (3), Chavez	Nassau, Bahamas
May 9	Trinidad & Tobago *	6-2 W	Perea (2), Perera, Carvalho, Silveira, Albiston	Nassau, Bahamas
May 10	Panama *	5-1 W	Perera (2), Canale, Toth, Silveira	Nassau, Bahamas
May 12	Costa Rica *	5-4 W	Rezende, Canale, Silveira (2), OG	Nassau, Bahamas
May 13	El Salvador *	5-2 W	Perera (2), Perea, Silveira, Canale	Nassau, Bahamas
May 14	Mexico *	5-0 W	Silveira (2), Perera, Carvalho, Canale	Nassau, Bahamas
Nov. 7	Argentina	2-3 L	Albiston, Valcarcel	Buenos Aires, Argentina
Nov. 9	Argentina	5-2 W	Albiston (2), Perera, Navas, Perea	Buenos Aires, Argentina

2022

Date	Opponent	Result	Goalscorers	Location
July 21	Spain ^	2-6 L	Silveira, Perera	Gran Canaria, Spain
July 22	Portugal	6-5 W	Chavez, Albiston, Toth, Silveira, Perea	Gran Canaria, Spain
July 23	Japan	2-0 W	Albiston, Silveira	Gran Canaria, Spain
Sept. 6	Argentina	3-4 L	Albiston, Thompson, Silveira	Asuncion, Paraguay
Sept. 8	Uruguay	6-5 W	Albiston (2), Canale, Silveira, Perea, Lobato	Asuncion, Paraguay
Sept. 9	Paraguay	5-10 L	Silveira (3), Canale, Valcarcel	Asuncion, Paraguay
Sept. 10	Argentina	1-2 L	Chavez	Asuncion, Paraguay
Nov. 1	Japan	1-3 L	Dilbert	Dubai, United Arab Emirates
Nov. 2	IR Iran	4-6 L	Canale, Albiston, Toth, Perea	Dubai, United Arab Emirates
Nov. 3	Paraguay	3-4 L	Navas, Chavez, Rezende	Dubai, United Arab Emirates
Nov. 4	Spain	4-3 W	Silveira (2), Santos, Perea	Dubai, United Arab Emirates

U.S. MEN'S BEACH SOCCER NATIONAL TEAM

2021

Date	Opponent	Result	Goalscorers	Location
May 17	Turks & Caicos *	11-1 W	Canale (2), Perera (2), Perea (2), Silveira (2) Chavez, Rezende, Mondragon	Alajuela, Costa Rica
May 18	Trinidad & Tobago *	5-2 W	Canale (2), Toth, Silveira, Perera	Alajuela, Costa Rica
May 19	Costa Rica *	4-5 L	Albiston, Toth, Silveira, Santos	Alajuela, Costa Rica
May 21	Panama *	4-3 W	Silveira (2), Albiston, Perea	Alajuela, Costa Rica
May 22	Mexico *	5-2 W	Dilbert (2), Canale, Mondragon, Perera	Alajuela, Costa Rica
May 23	El Salvador *	4-6 L	Santos (2), Canale, Silveira	Alajuela, Costa Rica
Aug. 19	Russia **	4-5 L	Canale (2), Perea (2)	Moscow, Russia
Aug. 21	Japan **	3-4 L	Canale, Silveira, Perea	Moscow, Russia
Aug. 23	Paraguay **	4-9 L	Canale (2), Silveira, Perea	Moscow, Russia

2019

Date	Opponent	Result	Goalscorers	Location
May 13	Bonaire *	14-1 W	Perera (5), Akol (2), Mondragon (2) Leopoldo (2), dos Santos, Reyes, Futagaki, OG	Puerto Vallarta, Mexico
May 15	Antigua & Barbuda *	11-2 W	Akol (5), Canale (2), Reyes (2), Tayou, Perer	Puerto Vallarta, Mexico
May 16	Bahamas *	3-2 W	Perera, Akol, Mondragon	Puerto Vallarta, Mexico
May 17	Guadeloupe *	5-1 W	Akol (2), Perera (2), Mondragon	Puerto Vallarta, Mexico
May 18	El Salvador *	3-3 D (5-3 pk)	Canale, dos Santos, Perera	Puerto Vallarta, Mexico
May 19	Mexico *	2-6 L	Perera (2)	Puerto Vallarta, Mexico
Aug. 3	Trinidad & Tobago	9-3 W	Perera (3), Reyes (2), Leopoldo (2) Tayou, Santos	San Salvador, El Salvador
Aug. 4	Mexico	2-2 D (4-5 pk)	Leopoldo (2)	San Salvador, El Salvador
Aug. 5	Panama	8-6 W	Tayou (2), Santos (2), Toth, Reyes Perera, Silveira	San Salvador, El Salvador
Oct. 30	Tahiti	4-5 L	Roque (2), Perera (2)	Pirea, Tahiti
Oct. 31	Tahiti	2-5 L	Canale, Perera	Pirea, Tahiti
Nov. 10	Argentina	3-3 D (3-2 pk)	Reyes, Leopoldo, dos Santos	Buenos Aires, Argentina
Nov. 14	Argentina	4-3 W	Perera (2), Canale, Silveira	Buenos Aires, Argentina
Nov. 21	Switzerland **	6-8 L	Perera (2), Reyes (2), Leopoldo, Santos	Asuncion, Paraguay
Nov. 23	Japan **	3-4 L	Canale (2), Toth	Asuncion, Paraguay
Nov. 25	Paraguay **	1-5 L	Leopoldo	Asuncion, Paraguay

2018

Date	Opponent	Result	Goalscorers	Location
April 27	Spain	3-4 L	Reyes (2), Mondragon	Nassau, Bahamas
April 28	Mexico	6-8 L	Perera (4), Leopoldo, Reyes	Nassau, Bahamas
April 29	Bahamas	4-2 W	Perera (3), dos Santos	Nassau, Bahamas
Aug. 17	Japan	5-3 W	Canale, Albiston, Mondragon, Leopoldo, OG	Siofok, Hungary
Aug. 18	Hungary	5-3 W	Canale, Mondragon, Silveira, Leopoldo, Perera	Siofok, Hungary
Aug. 19	Czechia	8-1 W	Mondragon, Albiston, Perera, Silveira	Siofok, Hungary
Nov. 6	IR Iran	1-8 L	Silveira	Dubai, United Arab Emirates
Nov. 7	Russia	3-13 L	Albiston (2), Mondragon	Dubai, United Arab Emirates
Nov. 8	Tahiti	6-7 L	Canale (3), Toth, Silveira, Perera	Dubai, United Arab Emirates
Nov. 9	UAE	5-3 W	Perera (3), Silveira, Albiston	Dubai, United Arab Emirates
Nov. 10	Spain	4-3 W	Canale, Mondragon, Silveira, Perera	Dubai, United Arab Emirates

2017

Date	Opponent	Result	Goalscorers	Location
Feb. 20	U.S. Virgin Islands *	8-1 W	Perera (3), Canale (2), Feld, Santos, Van Zytveld	Nassau, Bahamas
Feb. 22	Antigua & Barbuda *	7-2 W	Valentine (2), Canale, Feld, Van Zytveld, Futagaki	Nassau, Bahamas
Feb. 23	Trinidad & Tobago *	5-1 W	Canale (2), Garcia (2), Reyes	Nassau, Bahamas
Feb. 24	Panama*	4-6 L	Toth (2), Feld, Santos	Nassau, Bahamas
Feb. 25	Jamaica*	6-2 W	Canale (3), Feld, Van Zytveld, Reyes	Nassau, Bahamas
Feb. 26	Bahamas*	4-2 W	Canale, Toth, Perera, Reyes	Nassau, Bahamas
Oct. 20	France	6-5 W	Perera (3), Roque (2), Leopoldo	Puerto Vallarta, Mexico
Oct. 21	Colombia	4-2 W	Mondragon (2), Roque, Perera	Puerto Vallarta, Mexico
Oct. 22	Mexico	4-5 L	Mondragon, Roque, Perera, Reyes	Puerto Vallarta, Mexico

2016

Date	Opponent	Result	Goalscorers	Location
Mar. 24	El Salvador	2-4 L	Dombrowski, Greenfield	San Luis la Herradura, El Salvador
Mar. 25	Portugal	1-4 L	Canale	San Luis la Herradura, El Salvador
Mar. 26	Argentina	3-3 D (3-4pk)	Greenfield (2), Perera	San Luis la Herradura, El Salvador
July 29	Brazil	1-8 L	Perera	Cascais, Portugal
July 30	Portugal	5-6 L	dos Santos, Canale, Leopoldo, Santos, Perera	Cascais, Portugal
July 31	China PR	8-2 W	Perera (4), Canale, Leopoldo, Santos, OG	Cascais, Portugal
Aug. 19	Tahiti	7-5 W	?	Spiez, Switzerland
Aug. 20	Bahamas	4-5 L	Canale (2), Balsano, Santos	Spiez, Switzerland
Aug. 21	Switzerland	6-10 L	Perera (2) ?	Spiez, Switzerland
Nov. 1	IR Iran	2-6 L	Perera (2)	Dubai, United Arab Emirates
Nov. 2	Russia	3-9 L	Canale (2), Perera	Dubai, United Arab Emirates
Nov. 3	Egypt	3-5 L	Perera (3)	Dubai, United Arab Emirates
Nov. 4	Poland	3-6 L	Feld, Valentine, Futagaki	Dubai, United Arab Emirates
Nov. 5	UAE	3-4 L	Canale (2), Gil	Dubai, United Arab Emirates

2015

Date	Opponent	Result	Goalscorers	Location
Mar. 28	Antigua & Barbuda *	4-1 W	Feld, Toth, Valentine, Perera	San Salvador, El Salvador
Mar. 30	Barbados *	4-3 W	Perera (3), Leopoldo	San Salvador, El Salvador
Mar. 31	Bahamas *	6-2 W	Valentine (3), Feld, Leopoldo, Griffin	San Salvador, El Salvador
April 2	Jamaica *	7-3 W	Perera (4), Canale (2), Toth	San Salvador, El Salvador
April 3	Mexico *	3-4 L	Feld, Valentine, Perera	San Salvador, El Salvador
April 4	El Salvador *	2-5 L	Abraham (2)	San Salvador, El Salvador
June 20	Japan	3-5 L	Canale, Santos, Martinez	Gionowan, Japan
June 21	Japan	1-4 L	Toth	Gionowan, Japan

2014

Date	Opponent	Result	Goalscorers	Location
May 16	Brazil	1-11 L	Nuñez	Playa del Carmen, Mexico
May 17	Mexico	2-1 W	Perera, Nuñez	Playa del Carmen, Mexico
May 18	Germany	3-5 L	Canale (2), Feld	Playa del Carmen, Mexico
July 25	Japan	4-5 L	Perera (2), Feld, Zaher	Espinho, Portugal
July 26	Portugal	1-14 L	Canale	Espinho, Portugal
July 27	Hungary	2-5 L	Canale, Cummings	Espinho, Portugal
Aug. 14	Brazil	7-8 L	Santos (3), Feld, Garcia, Leopoldo, Santos	Hollywood, Fla.
Nov. 4	Brazil	3-10 L	Leopoldo, Valentine, Morales	Dubai, United Arab Emirates
Nov. 5	Russia	1-5 L	Morales	Dubai, United Arab Emirates
Nov. 6	Japan	1-3 L	Balsano	Dubai, United Arab Emirates
Nov. 7	Morocco	3-7 L	Garcia (2), Morales	Dubai, United Arab Emirates
Nov. 8	Japan	1-5 L	Morales	Dubai, United Arab Emirates

2013

Date	Opponent	Result	Goalscorers	Location
Jan. 18	Brazil +	4-7 L	Feld, Taguinod, Farberoff, Futagaki	Santos, Brazil
Jan. 19	Mexico +	0-2 L	—	Santos, Brazil
Jan. 20	Argentina +	1-3 L	Xexeo	Santos, Brazil
May 8	Guatemala *	5-2 W	Perera (3), Taguinod, Leopoldo	Nassau, Bahamas
May 9	Puerto Rico *	5-0 W	Perera (2), Nakazawa, Einfeld	Nassau, Bahamas
May 10	Bahamas *	9-2 W	Perera (3), Chimienti (2), Taguinod (2), Meister, Leopoldo	Nassau, Bahamas
May 11	Costa Rica *	4-3 W	Chimienti, Farberoff, Valentine, Perera	Nassau, Bahamas
May 12	El Salvador *	5-4 W	Perera (2), Futagaki (2), Valentine	Nassau, Bahamas
Aug. 4	El Salvador	4-7 L	Leopoldo, Einfeld, Perera, Futagaki	San Salvador, El Salvador
Aug. 5	El Salvador	2-4 L	Perera (2)	San Salvador, El Salvador
Sept. 19	Spain **	4-5 L	Chimienti, Valentine, Perera, Futagaki	Papeete, Tahiti
Sept. 21	Tahiti **	3-5 L	Chimienti, Perera, OG	Papeete, Tahiti
Sept. 22	UAE **	6-4 W	Perera (3), Canale (2), Leopoldo	Papeete, Tahiti

2012

Date	Opponent	Result	Goalscorers	Location
Feb. 10	Spain	2-4 L	Morales (2)	Cancun, Mexico
Feb. 11	El Salvador	6-8 L	Morales (3), Abraham (2), Gil	Cancun, Mexico
Feb. 12	Mexico	1-2 L	Morales	Cancun, Mexico
Mar. 16	Brazil +	4-12 L	Astorga, Leopoldo, Gil, Reyes	Rio Quente, Brazil
Mar. 17	Mexico +	3-3 D (pk L)	Núñez (2), Rodriguez	Rio Quente, Brazil
Mar. 18	Argentina +	5-5 D (pk L)	Rodriguez (2), Leopoldo, Lawler, Gil	Rio Quente, Brazil
Oct. 30	Russia	1-9 L	Gil	Dubai, United Arab Emirates
Oct. 31	UAE	3-5 L	Perera (2), Meister	Dubai, United Arab Emirates
Nov. 1	Tahiti	3-4 L	Feld (2), Gil	Dubai, United Arab Emirates

2011

Date	Opponent	Result	Goalscorers	Location
April 29	Mexico	7-6 W	Farberoff (2), Perera (2), Garcia, Gil, Chavez	Miami, Fla.
April 30	Brazil	2-7 L	Farberoff (2)	Miami, Fla.
May 1	Spain	3-3 D (1-0 pk)	Garcia (3)	Miami, Fla.

2010

Date	Opponent	Result	Goalscorers	Location
Aug. 6	Portugal	1-5 L	Morales	Portimão, Portugal
Aug. 7	Brazil	1-9 L	Albuquerque	Portimão, Portugal
Aug. 8	Argentina	3-6 L	Valentine (2), Morales	Portimão, Portugal
Dec. 1	Guatemala *	6-2 W	Chimienti (3), Futagaki, Morales, Ibsen	Puerto Vallarta, Mexico
Dec. 2	Bahamas *	6-3 W	Chimienti (2), Gil (2), Morales, Ibsen	Puerto Vallarta, Mexico
Dec. 3	Costa Rica *	3-3 D (pk W)	Gil, Xexeo, Futagaki	Puerto Vallarta, Mexico
Dec. 4	Mexico *	1-1 D (pk L)	Gil	Puerto Vallarta, Mexico
Dec. 5	Costa Rica *	7-5 W	Albuquerque (2), Chimienti, Farberoff, Ibsen Morales, Futagaki	Puerto Vallarta, Mexico

2009

Date	Opponent	Result	Goalscorers	Location
June 17	Bahamas *	6-2 W	Chimienti (3), Morales (2), Taguinod	Puerto Vallarta, Mexico
June 18	Costa Rica *	6-1 W	Morales (3), Xexeo (2), Farberoff	Puerto Vallarta, Mexico
June 20	El Salvador *	3-5 L	Xexeo (2), Morales	Puerto Vallarta, Mexico
June 21	Mexico *	4-5 L	Taguinod, Farberoff, Futagaki, Morales	Puerto Vallarta, Mexico

2008

Date	Opponent	Result	Goalscorers	Location
April 17	Costa Rica *	7-2 W	Chimienti (2), Albuquerque (2), Taguinod, Morales, Silva	Puerto Vallarta, Mexico
April 18	El Salvador *	5-6 L	Chimienti, Astorga, Taguinod, Albuquerque, Morales	Puerto Vallarta, Mexico
April 19	Mexico *	1-2 L	Farberoff	Puerto Vallarta, Mexico

2007

Date	Opponent	Result	Goalscorers	Location
Aug. 9	El Salvador *	9-5 W	Taguinod (3), Farberoff (2), Albuquerque, Xexeo, Silva, Ibsen	Acapulco, Mexico
Aug. 10	Costa Rica *	5-3 W	Albuquerque (4), Taguinod	Acapulco, Mexico
Aug. 11	Mexico *	5-4 W	Morales (3), Chimienti, Ibsen	Acapulco, Mexico
Aug. 12	Uruguay *	4-3 W	Chimienti, Farberoff, Albuquerque, Morales	Acapulco, Mexico
Nov. 2	Spain **	4-8 L	Chimienti, Albuquerque, Xexeo, Ibsen	Rio de Janeiro, Brazil
Nov. 4	IR Iran **	7-6 W	Chimienti (2), Nolz (2), Astorga, Morales, Ibsen	Rio de Janeiro, Brazil
Nov. 6	Portugal **	5-6 L (aet)	Astorga (2), Chimienti, Albuquerque, Nolz	Rio de Janeiro, Brazil

2006

Date	Opponent	Result	Goalscorers	Location
Sept. 13	Canada *	3-0 W	Taguinod, Morales, Ibsen	Puntarenas, Costa Rica
Sept. 14	Jamaica *	5-2 W	Morales (2), Chimienti, Astorga, Silva	Puntarenas, Costa Rica
Sept. 15	Mexico *	7-4 W	Morales (2), Chimienti, Astorga, Silva, Farberoff, Xexeo	Puntarenas, Costa Rica
Sept. 16	Costa Rica *	2-3 L	Chimienti, Silva	Puntarenas, Costa Rica
Nov. 3	Japan **	4-8 L	Chimienti, Farberoff, Xexeo, Morales	Rio de Janeiro, Brazil
Nov. 4	Poland **	4-2 W	Chimienti (2), Astorga, Taguinod	Rio de Janeiro, Brazil
Nov. 5	Brazil **	6-10 L	Xexeo (3), Astorga (2), Taguinod	Rio de Janeiro, Brazil

2005

Date	Opponent	Result	Goalscorers	Location
Mar. 1	Brazil *	2-11 L	Nolz, Xexeo	Rio de Janeiro, Brazil
Mar. 2	Mexico *	7-2 W	Hill (4), Braga, Nolz, Gillespie	Rio de Janeiro, Brazil
Mar. 3	Canada *	5-3 W	Braga, Farberoff, Nolz, Gillespie	Rio de Janeiro, Brazil
Mar. 4	Uruguay *	1-5 L	Farberoff	Rio de Janeiro, Brazil
Mar. 5	Argentina *	4-2 W	Braga (2), Hill, Gyau	Rio de Janeiro, Brazil
May 9	Japan **	2-3 L	Testa, Cazussus	Rio de Janeiro, Brazil
May 10	Portugal **	3-9 L	Astorga, Braga, Farberoff	Rio de Janeiro, Brazil

U.S. MEN'S BEACH SOCCER NATIONAL TEAM

ALL-TIME PLAYER REGISTER (2005-PRESENT)

Player	Caps	Goals	Era	Player	Caps	Goals	Era
Abraham, Harry	17	4	2012-2016	Lima, Beto	1	0	2005
Akol, Tanner	30	19	2018-2024	Lobato, William	12	1	2022
Albiston, Chris	51	22	2018-2024	Player	Caps	Goals	Era
Albuquerque, Jevin	18	14	2007-2010	Long, Jacob	3	0	2008
Amorim, Marcus	4	0	2016	Martinez, Jayro	5	1	2015-2016
Artigliere, Cameron	3	0	2018	McAndrews, Michael	31	0	2010-2014
Astorga, Ben	27	11	2006-2010	Meister, Eric	16	2	2010-2013
Balsano, Aldo	31	2	2013-2016	Merl, Noah	3	0	2006
Barrera, Danny	3	0	2013	Mondragon, David	38	16	2014-2024
Barrera, Diego	3	0	2013	Monge, Fernando	3	0	2011
Blandon, Christian	6	0	2017-2018	Montañez, Luis	26	0	2006-2010
Braga, Christian	7	5	2005	Morales, Yuri	35	35	2006-2014
Canale, Alessandro	96	72	2013-2024	Morlock, William	8	0	2016
Canel, Taylor	1	0	2014	Motagalvan, Alfonso	6	0	2014
Cartlidge, Joe	3	0	2010	Nakazawa, Kyle	5	1	2013
Carvalho, Ricardo	16	6	2023-2024	Navas, Andres	25	9	2022-2024
Cazussus, Pierre	2	1	2005	Nolz, Joshua	16	7	2005-2009
Cervantes, Juan	23	0	2017-2019	Nuñez, Tino	6	4	2012-2014
Chavez, Antonio	44	11	2021-2024	Palmerin, Mikel	8	0	2013-2024
Chavez, Victor	3	1	2011	Perea, Nico	41	22	2021-2024
Chimienti, Anthony	37	29	2006-2013	Perera, Nick	94	114	2011-2023
Collier, Austin	19	1	2023-2024	Perk, Brian	3	0	2016
Cummings, Chris	12	1	2011-2015	Reyes, Oscar	46	16	2012-2019
Diaz, Andres	2	0	2024	Reynolds, Sam	3	0	2012
Dilbert, Fredo	23	3	2018-2023	Rezende, Conner	39	7	2021-2024
Dombrowski, Jared	3	1	2016	Rodriguez, Nixon	6	3	2012
dos Santos, Adriano	31	6	2016-2019	Roman, Austin	11	0	2006-2010
Einfield, Mike	13	2	2012-2013	Roque, Lucas	12	6	2017-2019
Elfin, Bayard	14	0	2006-2009	Rowe, Brian	3	0	2011
Farberoff, Francis	61	18	2005-2014	Santos, Jason	65	20	2014-2024
Feld, Andrew	46	15	2012-2017	Sapetniizky, Esteban	2	0	2021
Fisher, Daryl	10	0	2005-2012	Shackelford, Nick	8	0	2014
Franco, Alvaro	17	6	2023-2024	Shushkovsky, Brian	4	0	2022-2024
Futagaki, Ryan	58	12	2009-2019	Silva, Ronald	21	4	2006-2010
Garcia, Giovanni	21	4	2009-2016	Silveira, Gabe	60	46	2018-2024
Garcia, Irving	11	2	2017-2018	Snaer-Williams, Xavier	6	0	2022
Garcia, Rafael	3	3	2011	Spitz, Shay	12	0	2012-2015
Gil, Oscar	21	11	2010-2016	Taguinod, Brendon	37	15	2006-2013
Gillespie, Ryan	6	3	2005	Tayou, Franck	11	4	2019
Greenfield, Jonathan	13	4	2016-2017	Testa, Eduardo	2	1	2005
Griffin, Max	6	1	2015	Thompson, Dillon	3	1	2022
Gyau, Philip	7	1	2005	Toth, Chris	100	17	2012-2024
Haskins, Todd	2	0	2005	Valcarcel, Cody	30	7	2022-2024
Hill, Joshua	8	5	2005-2006	Valentine, Lewie	61	16	2010-2017
Holocher, Lukas	7	1	2023-2024	Valle, Sergio	6	0	2010-2011
Ibsen, Zak	22	9	2006-2010	Van Zytveld, Matthew	10	3	2016-2017
Karlov, Sasha	3	0	2024	Waltman, Danny	6	0	2018
Kaminsky, Bryce	8	0	2018	Xexeo, Raphael	34	14	2005-2014
Lawler, Michael	6	1	2012	Zaher, Mike	3	1	2014
Leopoldo, Jason	70	24	2012-2019				
Lima, Adriano	2	0	2013				

U.S. MEN'S BEACH SOCCER NATIONAL TEAM
ALL-TIME LEADERS (2005-PRESENT)

APPEARANCES

Player	Caps	Era
Toth, Chris	100	2012-2024
Canale, Alessandro	96	2013-2024
Perera, Nick	94	2011-2023
Leopoldo, Jason	70	2012-2019
Santos, Jason	65	2014-2024
Farberoff, Francis	61	2005-2014
Valentine, Lewie	61	2010-2017
Silveira, Gabe	60	2018-2023
Futagaki, Ryan	58	2009-2019
Silveira, Gabe	60	2018-2023
Feld, Andrew	46	2012-2017
Reyes, Oscar	46	2012-2019
Albiston, Chris	45	2018-2023
Chavez, Antonio	44	2021-2024
Perea, Nico	41	2021-2024
Rezende, Conner	39	2021-2024

GOALS

Player	Goals	Caps	Era
Perera, Nick	114	94	2011-2023
Canale, Alessandro	72	96	2013-2024
Silveira, Gabe	46	60	2018-2024
Morales, Yuri	35	35	2006-2014
Chimienti, Anthony	29	37	2006-2013
Leopoldo, Jason	26	70	2012-2019
Perea, Nico	22	41	2021-2023
Albiston, Chris	22	51	2018-2024
Santos, Jason	20	65	2014-2024
Farberoff, Francis	18	61	2005-2014
Toth, Chris	17	100	2012-2024
Mondragon, David	16	38	2017-2024
Reyes, Oscar	16	46	2012-2019
Valentine, Lewie	16	61	2010-2017
Taguinod, Brendon	15	37	2006-2013
Feld, Andrew	15	46	2012-2017

ASSISTS (2019-present)

Player	Assists	Caps	Era
Canale, Alessandro	13	96	2013-2024
Perera, Nick	12	94	2011-2023
Valcarcel, Cody	10	30	2022-2024
Toth, Chris	10	100	2012-2024
Silveira, Gabe	9	60	2018-2024
Rezende, Conner	8	39	2021-2024
Perea, Nico	8	41	2021-2024
Chavez, Antonio	8	44	2021-2024
Albiston, Chris	8	51	2018-2024

BEACH SOCCER WORLD CUP

APPEARANCES

Player	Caps	Era
Canale, Alessandro	12	2013-2024
Farberoff, Francis	11	2005-2014
Toth, Chris	11	2012-2024
Perera, Nick	9	2011-2023
Chimienti, Anthony	9	2006-2013
Taguinod, Brendon	9	2006-2013
Silveira, Gabe	9	2018-2024
Astorga, Ben	8	2006-2012

GOALS

Player	Goals	Caps	Era
Canale, Alessandro	12	12	2013-2024
Chimienti, Anthony	9	9	2006-2013
Perera, Nick	7	9	2011-2023
Astorga, Ben	7	8	2006-2012
Xexeo, Raphael	5	5	2005-2014
Perea, Nico	4	6	2021-2024

U.S. MEN'S FUTSAL NATIONAL TEAM

Head Coach: Diego Burato

FUTSAL RELAUNCH

The U.S. Men's Futsal National Team returned to the court for the first time in five years in 2021 and qualified for the FIFA Futsal World Cup for the first time since 2008.

The program was relaunched in fall 2019, and while the Futsal NT's scheduled build-up to the Concacaf Futsal Championship was interrupted by the global COVID-19 pandemic, the team would go on to have its most successful campaign in over a decade.

At the 2021 Concacaf Championship in Guatemala, the USA won its group with an undefeated run against El Salvador, Nicaragua and Cuba. Facing Dominican Republic in the World Cup-clinching semifinals, the U.S. emerged triumphant with a 2-0 win to punch its ticket to Lithuania 2021. The Futsal NT's runner-up finish was its best since 2004. The U.S. struggled against a very difficult group of Argentina, IR Iran and Serbia at September's World Cup, but the future remains bright for the Futsal National Team program.

FUTSAL HISTORY

Futsal is a sport that is derived from soccer and played with five-man teams on a basketball-style court, with no walls and a smaller, low-bouncing ball. It is unlike the sport of indoor soccer, which is played with six-man squads and walls on turf. Great soccer superstars such as Pele, Zico, and Ronaldo grew up playing futsal and credit the game with developing their skills.

The first FIFA Futsal World Cup was held in the Netherlands in 1989. In 1992 the U.S. Futsal Team set the mark for highest finish for a U.S. male National Team at a FIFA competition, with a second-place finish behind legendary indoor goalkeeper Victor Nogueira and stars from the Indoor leagues like Ted Eck, Jim Gabarra and Dale Ervine. The 1992 Team also included Jeff Agoos and Fernando Clavijo, who later appeared in World Cups for the full Men's National Team.

MISL and other U.S. indoor soccer leagues have been providing the Futsal Team with its player pool since the first games played in 1986. Former U.S. head coach Keith Tozer, an indoor coaching legend in his own right, was part of the inaugural team.

Futsal has experienced a massive growth in popularity and in 2008, the World Cup was expanded to 20 teams for the first time. Once seen as an amateur sport that players would use to hone their skills before transitioning to the outdoor game, many of the participating nations in the World Cup now sport their own professional futsal leagues and play dozens of full internationals a year. In 2014, futsal was implemented into U.S. Soccer Development Academy programming.



Diego BURATO

HEAD COACH: U.S. Men's Futsal National Team

HOMETOWN: Criciuma, Brazil

A former player on the U.S. Futsal MNT, Burato became interim head coach of the team in October 2024 and also took the reins of the U.S. Futsal WNT in February 2025.

Born in Criciuma, Brazil, Burato began playing Futsal as a young child before moving to Italy where he carved out a 17-year professional career playing for Vesevo, Montesilvano, Real Rieti, Pescara, Pesaro Fano, Feldi Eboli, and Tombesi. Burato totaled 143 goals in 392 official matches during his 13-year professional futsal career, playing in two UEFA Futsal Champions League tournaments, one FIFA Club World Cup winning an Italian Serie A and Coppa Italia title.

While playing for Montesilvano, Burato first dipped his toe into coaching with the club's academy but moved to the United States to be closer to his father and played professional indoor soccer for the Mesquite Outlaws and Dallas Sidekicks of the Major Arena Soccer League from 2019-2021. Upon gaining his U.S. citizenship in 2022, Burato began representing the U.S. Futsal MNT, appearing in seven matches, including all four games at the 2024 Concacaf Futsal Championship.

All-Time Futsal Coaching History

Year	Coach	W-L-T	Pct.
1986-1996	John Kowalski	19-19-5	.500
1996-2016	Keith Tozer	33-50-15	.413
2020-2022	Dusan Jakica	9-6-3	.583
2023-2024	Hewerton Moreira	1-2-1	.375

37-Year Totals 62-77-24 .454

John Kowalski

Year	GP	W	L	T	Pct.
1986	5	2	3	0	.400
1987	9	4	4	1	.500
1989	8	6	1	1	.813
1992	10	5	3	2	.600
1995	4	1	3	0	.250
1996	7	1	5	1	.214

6-year totals 43 19 19 5 .500

Keith Tozer

Year	GP	W	L	T	Pct.
1996	4	3	1	0	.750
1998	7	2	4	1	.357
1999	2	1	0	1	.750
2000	5	4	1	0	.800
2002	4	2	1	1	.625
2003	3	2	1	0	.667
2004	17	7	6	4	.529
2007	9	2	5	2	.333
2008	11	4	5	2	.455
2011	6	0	6	0	.000
2012	3	1	2	0	.333
2013	3	3	0	0	1.00
2014	9	2	5	2	.333
2015	3	0	3	0	.000
2016	12	0	10	2	.083

15-year totals 98 33 50 15 .413

Dusan Jakica

Year	GP	W	L	T	Pct.
2020	3	1	2	0	.333
2021	11	3	5	2	.363
2022	6	5	0	1	.917

3-year totals 20 9 7 3 .5533

Hewerton Moreira

Year	GP	W	L	T	Pct.
2024	4	1	2	1	.375
1-year totals	4	1	2	1	.375

U.S. FUTSAL ALL-TIME LEADERS

APPEARANCES

Player	Caps	Era
Bowers, Sean	35	1996-2004
Gabarra, Jim	30	1986-1996
Tschantret, Lee	30	1998-2007
Morris, Pat	29	2002-2008
Stewart, Matt	28	2007-2012
Beasley, Jamar	25	2004-2008
Ball, John	25	1999-2007
Windischmann, Mike	24	1986-1992

GOALKEEPERS

Player	Caps	Record	Era
Phillips, Brett	20	5-10-5	1995-2007
Lachowecki, A.J.	18	10-6-2	1986-1989
Moretti, Diego	18	7-7-4	2020-2022
Nogueira, Victor	16	8-5-3	1992-2000
Waltman, Daniel*	14	4-9-1	2011-2014
Orf, Otto	10	9-0-0	1996-2003
Petras, Doug	9	0-4-0	1996-1998
Waltman, Daniel*	8	3-5-0	2011-2013

GOALS

Player	Goals	Caps	Era
Gabarra, Jim	17	30	1986-1996
Morris, Pat	13	29	2002-2008
Stewart, Matt	12	28	2007-2012
Ervine, Dale	11	9	1992
Chiles, Kraig*	11	12	2011-2013
Eck, Ted	10	16	1992-2002
Brose, Dennis	9	13	1996-1999
Moser, Mark	9	11	1996-1998
Torres, Johnny	9	13	1999-2004
Wade, Wes	9	13	1996-2000

* 2014-15 stats not included

U.S. MEN'S FUTSAL NATIONAL TEAM ALL-TIME RESULTS

+ FIFA Indoor Tournament ++ Pan American Games
 * FIFA Futsal World Cup Qualifying ** FIFA Futsal World Cup

2024

Date	Opponent	Result	U.S. Goal Scorers	Location	Attendance
Apr. 13	Trinidad & Tobago*	7-4 W	Ortiz (2), de Andrade (2), Burato, Lopez, Tayou	Managua, Nicaragua	150
Apr. 14	Dominican Rep.*	6-7 L	Mendez (3), Gonzalez, Tayou de Andrade	Managua, Nicaragua	150
Apr. 15	Guatemala *	3-3 D	Gonzalez, de Andrade, Tayou	Managua, Nicaragua	150
Apr. 16	Panama *	1-2 L	de Andrade	Managua, Nicaragua	300

2022

Date	Opponent	Result	U.S. Goal Scorers	Location	Attendance
Oct. 4	Montenegro	3-3 T	Araujo (2), Reget	Novigrad, Croatia	n/a
Oct. 5	Montenegro	3-1 W	Gonzalez, Morales, Ventura Jr.	Novigrad, Croatia	n/a
Oct. 7	Czech Rep. U-21	5-3 W	Reget, Burato (2), Eskay, Ortiz	Novigrad, Croatia	n/a
Oct. 9	Slovenia U-21	5-2 W	Morales, Ortiz, Reget (2), O.G.	Novigrad, Croatia	n/a
Oct. 10	France	5-3 W	Reget (2), Morales (3)	Novigrad, Croatia	n/a
Oct. 11	Czech Rep. U-21	3-1 W	Eskay, Andrade, Araujo	Novigrad, Croatia	n/a

2021

Date	Opponent	Result	U.S. Goal Scorers	Location	Attendance
May 3	El Salvador*	1-1 T	Maciel	Guatemala City, Guatemala	n/a
May 4	Nicaragua*	4-2 W	Klepai (2), Buenfil, Pondeva	Guatemala City, Guatemala	n/a
May 5	Cuba*	4-2 W	Escobar (3), Gonzalez	Guatemala City, Guatemala	n/a
May 7	Dom. Rep.*	2-0 W	Araujo, Pondeva	Guatemala City, Guatemala	n/a
May 8	Guatemala*	2-2 T (5-4 W)	Gonzalez, Reget	Guatemala City, Guatemala	n/a
May 9	Costa Rica*	2-3 L	Gonzalez, Reget	Guatemala City, Guatemala	n/a
Sept. 5	Slovakia	2-3 L	Reget, Gonzalez	Bratislava, Slovakia	n/a
Sept. 7	Slovakia	0-3 L	—	Bratislava, Slovakia	n/a
Sept. 14	Argentina**	0-11 L	—	Vilnius, Lithuania	n/a
Sept. 17	Iran**	2-4 L	Gonzalez (2)	Vilnius, Lithuania	n/a
Sept. 20	Serbia**	0-7 L	—	Vilnius, Lithuania	n/a

2020

Date	Opponent	Result	U.S. Goal Scorers	Location	Attendance
Mar 2	Montenegro	3-4 L	Mitchell, Mattos, Buenfil	Porec, Croatia	40
Mar 3	Moldova	4-0 W	Buenfil (2), Pondeva (2)	Porec, Croatia	40
Mar 5	Morocco	1-6 L	Buenfil	Porec, Croatia	40

2016

Date	Opponent	Result	U.S. Goal Scorers	Location	Attendance
May 5	Canada*	3-5 L	Dos Santos, Harris, Mattos	San Jose, Costa Rica	n/a
May 4	Canada*	4-4 T	Tayou, Healey, Santana, Mattos	San Jose, Costa Rica	n/a
Mar. 25	Argentina	4-7 L	Tavernese, Bond(2), Mattos	Buenos Aires, Argentina	n/a
Mar. 24	Argentina	1-3 L	Bond	Buenos Aires, Argentina	n/a
Jan. 31	Montenegro	3-7 L	—	Umag, Croatia	n/a
Jan. 30	Montenegro	1-1 T	—	Umag, Croatia	n/a
Jan. 27	Slovenia	0-14 L	—	Koper, Slovenia	n/a
Jan. 26	Croatia	1-11 L	—	Umag, Croatia	n/a
Jan. 25	Slovenia	1-8 L	—	Umag, Croatia	n/a
Jan. 24	Croatia	2-8 L	—	Umag, Croatia	n/a

U.S. MEN'S FUTSAL NATIONAL TEAM

2015

Date	Opponent	Result	U.S. Goal Scorers	Location	Attendance
Nov. 6	Panama	3-4 L		San Jose, Costa Rica	n/a
Nov. 7	Venezuela	2-4 L		San Jose, Costa Rica	n/a
Nov. 8	Costa Rica	2-6 L		San Jose, Costa Rica	n/a

2014

Date	Opponent	Result	U.S. Goal Scorers	Location	Attendance
June 5	Qatar	5-1 W		Newcastle, England	n/a
June 6	Cyprus	1-1 T		Newcastle, England	n/a
June 8	England	1-1 T		Newcastle, England	n/a
June 12	France	3-5 L	Stauffer, Surprise, Perez	Milwaukee, Wisc.	n/a
June 14	France	5-2 W	Radoncic, Surprise, Harris, Gibson, Santana	Milwaukee, Wisc.	n/a
Aug. 26	Argentina	0-6 L	–	Buenos Aires, Argentina	n/a
Aug. 27	Argentina	0-2 L	–	Buenos Aires, Argentina	n/a
Aug. 29	Argentina	1-5 L		Mar del Plata, Argentina	n/a
Aug. 30	Argentina	3-5 L		n/a	n/a

2013

Date	Opponent	Result	U.S. Goal Scorers	Location	Attendance
June 6	England	2-1 W	Chiles	Newcastle, England	n/a
June 7	Malaysia	8-1 W	Millwood (5), Stauffer, Chiles (2)	Newcastle, England	n/a
June 9	Poland	4-2 W	Stauffer (2), Chiles, Healey	Newcastle, England	n/a

2012

Date	Opponent	Result	U.S. Goal Scorers	Location	Attendance
July 2	Panama*	2-5 L	Perez, Chiles	Guatemala City, Guatemala	2,510
July 3	Canada*	3-2 W	Healey, Perez, Chiles	Guatemala City, Guatemala	3,810
July 4	Guatemala*	1-2 L	Stewart	Guatemala City, Guatemala	6,046

2011

Date	Opponent	Result	U.S. Goal Scorers	Location	Attendance
Oct. 16	Uruguay	0-7 L	–	Manaus, Brazil	500
Oct. 17	Iran	0-8 L	–	Manaus, Brazil	850
Oct. 18	Belgium	7-10 L	Chiles(4), Stewart, Hughes, Stauffer	Manaus, Brazil	600
Oct. 20	Netherlands	2-5 L	Stewart, Hughes	Manaus, Brazil	450
Oct. 21	Belgium	1-4 L	Pinto	Manaus, Brazil	525
Oct. 22	Costa Rica	0-1 L	–	Manaus, Brazil	750

2008

Date	Opponent	Result	U.S. Goal Scorers	Location	Attendance
June 3	Haiti *	5-3 W	Beasley, Cabral, Farias, Naumoski, Stewart	Guatemala City, Guatemala	n/a
June 4	Panama *	1-1 T	Naumoski	Guatemala City, Guatemala	n/a
June 5	Costa Rica *	6-2 W	Beasley, Cabral, DeGeer, Morris, Naumoski, Stewart	Guatemala City, Guatemala	n/a
June 7	Guatemala *	0-4 L	–	Guatemala City, Guatemala	7,000
June 8	Panama *	7-1 W	Beasley, Morris (2), Rosenband, Stewart (3)	Guatemala City, Guatemala	n/a
Sept. 12	Japan	4-4 T	Apple, Farias, Morris, Stewart	Milwaukee, Wis.	250
Sept. 14	Japan	2-1 W	Beasley (2)	Milwaukee, Wis.	300
Sept. 30	Paraguay**	0-5 L	–	Rio de Janeiro, Brazil	4,012
Oct. 2	Italy**	1-6 L	Rosenband	Rio de Janeiro, Brazil	3,271
Oct. 4	Thailand**	3-5 L	Apple, Cabral, Morris	Rio de Janeiro, Brazil	3,908
Oct. 6	Portugal**	1-8 L	Naumoski	Rio de Janeiro, Brazil	3,908

U.S. MEN'S FUTSAL NATIONAL TEAM

2007

Date	Opponent	Result	U.S. Goal Scorers	Location	Attendance
May 24	Brazil	0-4 L	–	Jaragua do Sul, Brazil	n/a
May 27	Brazil	0-7 L	–	Brusque, Brazil	n/a
June 13	Spain	0-6 L	–	Cordoba, Spain	n/a
June 15	Spain	1-8 L	Hammes	Jaen, Spain	n/a
July 23	Argentina ++	2-5 L	Beasley, Hammes	Rio de Janeiro, Brazil	n/a
July 24	Ecuador ++	3-3 T	D'Ambra, Stewart, Cabral	Rio de Janeiro, Brazil	n/a
July 25	Costa Rica ++	6-5 W	Morris, Stewart (2), Hammes, Cabral (2)	Rio de Janeiro, Brazil	n/a
July 27	Guatemala ++	4-3 W	Tr. Dusosky, Morris (2), D'Ambra	Rio de Janeiro, Brazil	n/a
July 28	Cuba ++	2-2 T (5-4 PKs)	Ball, Tr. Dusosky	Rio de Janeiro, Brazil	n/a

2004

Date	Opponent	Result	U.S. Goal Scorers	Location	Attendance
May 18	Honduras*	5-1 W	Edgerton, Torres, Howes, Shanker, Kelly	Milwaukee, Wis.	217
May 20	Honduras*	2-0 W	Edgerton, own goal	Milwaukee, Wis.	203
July 9	Mexico	3-1 W	Ball, Soell, Gilpatrick	Anaheim, Calif.	n/a
July 10	Mexico	3-3 T	White, Shanker, Guastafarro	Anaheim, Calif.	n/a
July 24	Panama*	2-2 T	Howes, Shanker	Heredia, Costa Rica	103
July 26	Guyana*	6-0 W	To. Dusosky (2), White (2), Shanker, Guastafarro	Heredia, Costa Rica	45
July 28	Cuba*	1-1 T	Guastafarro	Heredia, Costa Rica	71
July 30	Costa Rica*	4-0 W	Guastafarro, Howes (2), Shanker	Heredia, Costa Rica	2,741
July 31	Cuba*	2-0 W	Howes, D'Ambra	Heredia, Costa Rica	175
Sept. 17	Brazil	3-7 L	Tanzini, Torres (2)	Campo Grande, Brazil	n/a
Sept. 18	Brazil	2-9 L	Ball, To. Dusosky	Campo Grande, Brazil	n/a
Nov. 21	Italy **	3-6 L	Dusosky, Morris, Torres	Tao Yuan County, Taiwan	500
Nov. 23	Paraguay **	3-1 W	Torres, Tschantret, White	Tao Yuan County, Taiwan	500
Nov. 25	Japan **	1-1 T	Guastafarro	Tao Yuan County, Taiwan	500
Nov. 28	Argentina **	1-2 L	Torres	Taipei City, Taiwan	1,900
Nov. 29	Ukraine **	1-3 L	Torres	Taipei City, Taiwan	1,900
Dec. 1	Brazil **	5-8 L	Ball, Beasley (2), Butcher, White	Taipei City, Taiwan	1,900

2003

Date	Opponent	Result	U.S. Goal Scorers	Location	Attendance
Dec. 5	Canada	5-3 W	Butcher, Shanker (2), Morris, D'Ambra	Anaheim, Calif.	250
Dec. 6	Guatemala	0-1 L	–	Anaheim, Calif.	325
Dec. 7	Mexico	7-0 W	D'Ambra (3), Sloan, Lilavois, Morris, Butcher	Anaheim, Calif.	325

2002

Date	Opponent	Result	U.S. Goal Scorers	Location	Attendance
March 20	Canada	10-0 W	Lilavois (3), White (3), Bernal, Butcher, Morman, Thomas	Baltimore, Md.	250
March 21	Mexico	1-1 T	Gilpatrick	Washington, D.C.	405
Aug. 24	Brazil	1-9 L	White	Milwaukee, Wis.	1,507
Aug. 25	Mexico	7-4 W	Loftin (2), Morris (2), Namazi(2), Butcher	Milwaukee, Wis.	1,237

2000

Date	Opponent	Result	U.S. Goal Scorers	Location	Attendance
July 21	Puerto Rico *	5-0 W	Davis (2), Bowers, Loftin, Lilavois	Heredia, Costa Rica	450
July 23	Neth. Antilles *	7-0 W	Davis (2), Tschantret (2), Bowers, Suarez, Tirschman	Heredia, Costa Rica	550
July 25	Mexico *	3-2 W	Tirschman, Tschantret, Bowers	Heredia, Costa Rica	380
July 27	Cuba *	2-4 L	Tirschman, Wade	Heredia, Costa Rica	2,500
July 29	Mexico *	5-1 W	Loftin (3), Tschantret, Davis	Heredia, Costa Rica	2,900

U.S. MEN'S FUTSAL NATIONAL TEAM

1999

Date	Opponent	Result	U.S. Goal Scorers	Location	Attendance
Dec. 2	Korea Rep.	4-0 W	Eck (2), Brose, Tschantret	Singapore	4,000
Dec. 3	Holland	5-5 T	Eck (2), Dusosky, Tschantret, Torres	Singapore	4,000

1998

Date	Opponent	Result	U.S. Goal Scorers	Location	Attendance
Jan. 13	Italy	2-1 W	Bowers, Wade	Rio de Janeiro, Brazil	1,000
Jan. 14	Argentina	4-4 T	Wade (2), Troy, Julius	Rio de Janeiro, Brazil	800
Jan. 16	Belgium	5-4 W	Moser (3), Troy, McIntosh	Rio de Janeiro, Brazil	1,200
Jan. 17	Brazil	2-12 L	Donigan, Wade	Rio de Janeiro, Brazil	2,400
Oct. 15	Belgium	1-2 L	Troy	Rio de Janeiro, Brazil	500
Oct. 16	Brazil	1-8 L	Troy	Rio de Janeiro, Brazil	2,300
Oct. 17	Holland	1-6 L	Bowers	Rio de Janeiro, Brazil	1,600

1996

Date	Opponent	Result	U.S. Goal Scorers	Location	Attendance
Jan. 16	Australia	5-5 T	Smith (2), Snyder, Gabarra, Adair	Rio de Janeiro, Brazil	2,000
Jan. 17	Paraguay	3-9 L	Smith (2), Betts	Rio de Janeiro, Brazil	1,000
Jan. 18	Argentina	0-3 L	—	Rio de Janeiro, Brazil	500
Jan. 18	Brazil	1-4 L	Gabarra	Rio de Janeiro, Brazil	1,200
Sept. 1	Costa Rica *	4-1 W	Brose (2), Moser, Loftin	Guatemala City, Guatemala	500
Sept. 3	Cuba *	3-5 L	McIntosh (2), Wade	Guatemala City, Guatemala	3,000
Sept. 5	Guatemala *	7-3 W	Brose (3), Moser, Fernandez, Wade, Carbonara	Guatemala City, Guatemala	3,000
Sept. 7	Cuba *	7-3 W	Carbonara (2), McIntosh (2), Wade (2), Moser	Guatemala City, Guatemala	3,000
Nov. 24	Uruguay **	0-1 L	—	Segovia, Spain	2,100
Nov. 26	Italy **	2-4 L	Brose, McIntosh	Segovia, Spain	500
Nov. 28	Malaysia **	10-2 W	Moser (3), Brose (2), Hunjak (2), Parry, McIntosh, Own goal	Segovia, Spain	500

1995

Date	Opponent	Result	U.S. Goal Scorers	Location	Attendance
Feb. 1	Australia	7-4 W	Woodberry (3), Borja (2), Vermes, Troy	Rio de Janeiro, Brazil	2,000
Feb. 2	Spain	1-6 L	Eck	Rio de Janeiro, Brazil	800
Feb. 4	Italy	4-6 L	Kia (2), Michallik, Ortiz	Rio de Janeiro, Brazil	2,000
Feb. 9	Spain	2-9 L	Troy, Eck	Rio de Janeiro, Brazil	1,000

1992

Date	Opponent	Result	U.S. Goal Scorers	Location	Attendance
Sept. 26	Belgium	2-4 L	Eichmann, Garvey	Antwerp, Belgium	100
Nov. 13	Hong Kong	6-0 W	Clavijo (2), Ervine (2), Gabarra, Eck	Hong Kong	250
Nov. 17	Russia **	8-3 W	Agoos (2), Borja (2), Clavijo, Woodberry, Fernandez, Ervine	Hong Kong	1,000
Nov. 19	Spain **	3-5 L	Gabarra, Ervine, Woodberry	Hong Kong	3,500
Nov. 21	China PR **	7-1 W	Borja (3), Gabarra (2), Ervine, Eck	Hong Kong	2,500
Nov. 23	Brazil **	2-2 T	Gabarra, Ervine	Hong Kong	4,500
Nov. 24	Holland **	3-3 T	Fernandez (2), Eck	Hong Kong	500
Nov. 25	Argentina **	6-3 W	Ervine (2), Schmetzer (2), Fernandez, Gabarra	Hong Kong	500
Nov. 27	Iran **	4-2 W	Ervine (3), Eck	Hong Kong	5,500
Nov. 28	Brazil **	1-4 L	Borja	Hong Kong	10,466

U.S. MEN'S FUTSAL NATIONAL TEAM

1989

Date	Opponent	Result	U.S. Goal Scorers	Location	Attendance
Jan. 6	Australia **	1-1 T	Eichmann	Amsterdam, Netherlands	1,500
Jan. 7	Zimbabwe **	5-1 W	Vermes (2), Murray, Windischmann, Ramos Gabarra (2), Lachowecki, Goulet	Arnhem, Netherlands	500
Jan. 8	Italy **	4-1 W		Arnhem, Netherlands	4,000
Jan. 10	Argentina **	3-1 W	Vermes, Ramos, Vee	Arnhem, Netherlands	2,000
Jan. 11	Paraguay **	2-0 W	Vermes, Gabarra	Arnhem, Netherlands	1,700
Jan. 12	Brazil **	5-3 W	Lawson, Ramos, Gabarra, Goulet, Eichmann	Rotterdam, Netherlands	1,000
Jan. 14	Holland **	1-2 L	Gabarra	Rotterdam, Netherlands	2,500
Jan. 15	Belgium **	3-2 W (ot)	Vermes (2), Windischmann	Rotterdam, Netherlands	3,000

1987

Date	Opponent	Result	U.S. Goal Scorers	Location	Attendance
Feb. 9	Belgium +	1-1 T	Savic	La Coruna, Spain	3,500
Feb. 10	Spain +	2-3 L	Savic (2)	La Coruna, Spain	5,000
Feb. 11	Portugal +	3-4 L	Silvas, Gabarra, Savic	La Coruna, Spain	3,000
Feb. 12	Italy +	5-3 W	Gabarra (2), Goulet (2), Hellencamp	La Coruna, Spain	3,000
Sept. 13	Spain +	0-4 L	–	Brasilia, Brazil	1,500
Sept. 15	Paraguay +	0-2 L	–	Brasilia, Brazil	3,000
Sept. 16	Peru +	4-1 W	Smith, Fall, Jefferies, Kramer	Brasilia, Brazil	2,500
Sept. 17	Holland +	3-2 W	Tyma, Hayes, Kramer	Brasilia, Brazil	6,000
Sept. 18	Portugal +	6-2 W	Jeffries (2), Hayes, Glenn, Kramer, Smith	Brasilia, Brazil	1,000

1986

Date	Opponent	Result	U.S. Goal Scorers	Location	Attendance
Nov. 18	Holland +	1-4 L	Eichmann	Budapest, Hungary	2,000
Nov. 19	Italy +	7-3 W	Hellencamp (2), Windischmann (2), Savic, Gabarra, Laschoff	Budapest, Hungary	1,800
Nov. 19	Brazil +	4-5 L	Savic, Schlothauer, Tozer, Eichmann	Budapest, Hungary	2,100
Nov. 20	Peru +	4-2 W	Hellencamp, Savic, Tozer, Eichmann	Budapest, Hungary	2,000
Nov. 20	Spain +	3-4 L	Eichmann, Gabarra, Tozer	Budapest, Hungary	3,800

ALL-TIME U.S. FUTSAL PLAYER REGISTER

Player	Caps	Goals	Era
Acevedo, Alan	5	0	2020
Adair, Charles	4	1	1996
Agoos, Jeff	10	2	1992
Andrade, Manuel	9	1	2022-2024
Apple, Mike	10	2	2008
Araujo, Raphael	20	4	2021-2024
Arboleda, Wilder	3	0	2022
Ball, John	27	4	1999-2007
Barber, Danny	3	0	1998
Beasley, Jamar	25	7	2004-2008
Bernal, Steve	2	1	2002
Betts, Jeff	4	1	1996
Black, Ralph	3	0	1996
Bobadilla, Diego	10	0	2020-2022
Borja, Hernan	11	7	1992-1995
Bowers, Sean	35	5	1996-2004
Brauche, Chris	5	0	1995
Brose, Dennis	13	9	1996-1999
Brown, Ricky	1	0	2002
Buenfil, Eduardo	14	5	2020-2021
Burato, Diego	7	3	2022-2024
Butcher, Steve	10	5	2002-2004
Cabral, Denison	16	6	2007-2008
Caligiuri, Paul	4	0	1987
Carbonara, Glenn	12	3	1996-2000
Cavalcante, Ricardo	3	0	2013
Cavanaugh, Aiden	2	0	2020
Celenza, Giuiano	2	0	2004
Chiles, Craig	16	11	2011-2013
Clavijo, Fernando	8	2	1992
D'Ambr, Don	14	7	2003-2007
Damron, Robert	7	0	2022-2024
Daryl, Doran	2	0	1999
Davis, Jeff	5	5	2000
de Andrade, Nilton	4	5	2024
DeGeer, Dan	6	1	2008
DiMaria, Jeff	3	0	2003
DaSilva, Nino	2	0	2004
Djokic, Nik	5	0	2020
Donigan, Dan	4	1	1998
Dragucevich, Oscar	3	0	1996-1999
Ducker, Andrew	2	0	2007
Dusosky, Todd	17	5	1998-2004
D'Ambr, Troy	11	2	2002-2007
Eck, Ted	16	10	1992-2002
Edgerton, Lee	2	2	2004
Eichmann, Eric	17	7	1986-1992
Eise, David	4	0	1996
Ervine, Dale	9	11	1992
Escobar, Julian	15	3	2020-2021
Eskay, William	4	2	2022
Fall, Mike	4	1	1987
Farias, Chile	10	2	2008
Fernandez, George	20	5	1992-1996
Finnerty, Bryan	1	0	2004
Gabarra, Jim	30	17	1986-1996
Garvey, John	1	1	1992
Gilpatrick, Dewayne	7	2	2003-2004
Glenn, Rudy	5	1	1987
Gonzalez, Luciano	20	9	2021-2024
Goulet, Brent	12	4	1987-1989

Player	Caps	Goals	Era
Green, Dan	3	0	2002
Gregor, Andrew	4	0	2003-2007
Guastaferrero, Andy	14	5	2004
Hammes, Joe	15	3	2007-2008
Hattrup, Peter	3	0	1998
Hatzke, Matt	2	0	2008
Hayes, Tom	4	2	1987
Healey, Patrick	6	2	2012-2013
Hellencamp, Chris	13	5	1986-1987
Hileman, Scott	8	0	2002-2004
Hoves, Greg	13	5	2002-2004
Hughes, Jeff	6	2	2011
Hunjak, Goran	6	2	1996-1998
Jacobson, Andrew	9	0	2003-2008
Jahic, Ado	3	0	2022
Jaurez, Freddy	2	0	2007
Jefferies, Mike	4	3	1987
Johns, P.J.	4	0	1992
Julius, Larry	4	1	1998
Kafedic, Elvir	4	0	2007
Kelly, Danny	7	1	2004
Klepai, Jeremy	15	3	2021-2022
Klopas, Frank	3	0	1996
Koettters, Kevin	2	0	1999
Kramer, Art	4	3	1987
Lachoweccki, A.J.	18	1	1986-1989
Laschoff, Mike	5	2	1986
Lawson, Doc	8	1	1989
Lilavois, Bernie	10	5	2000-2004
Loftin, Brian	14	7	1996-2002
Lookingland, Michael	2	0	2007
Lopez, Nicholas	4	1	2024
Macias, Casey	4	0	2011
Macias, Eduardo	10	0	2020-2021
Macias, Erik	9	0	2022-2024
Maciel, Everson	8	1	2021
Mariel, Esteban	6	0	2011
Mariel, Manuel	6	0	2011
Mattos, Daniel	16	3	2020-2021
Maxom, David	7	0	1996-1998
McAlister, Curtis	2	0	1995
McGregor, Dana	2	0	2007
McIntosh, Franklin	11	6	1996-1998
Mendez, Sebastian	10	3	2022-2024
Michallik, Janusz	5	1	1995
Miller, Doug	3	0	2003
Millwood, Machel	6	5	2012-2013
Morman, Chris	3	1	2002-2004
Mitchell, Lee	5	2	2020
Morris, Pat	29	13	2002-2008
Moser, Mark	11	9	1996-1998
Morales, Luiz	5	5	2022-2024
Moretti, Diego	21	0	2020-2024
Morris, Pat	29	13	2002-2008
Moser, Mark	11	9	1996-1998
Moura, Christopher	2	0	2022
Muñoz, Carlos	2	0	2013
Murphy, James	2	0	2014
Murray, Bruce	8	1	1989
Myers, Pthah	16	0	2007-2012
Namazi, Omid	5	2	2002-2003

Player	Caps	Goals	Era
Naumoski, Sandre	16	4	2008-2013
Navarro, Jonathan	3	0	2020
Neely, Doug	4	0	1996
Nichols, Aaron	3	0	2013
Nogueira, Victor	16	0	1992-2000
O'Brien, Leighton	1	0	2002
Orf, Otto	10	0	1996-2003
Orlando, Jonathan	5	1	2020
Ortiz, David	13	4	2021-2024
Ortiz, Jeremy	6	0	2011
Ortiz, Rene	5	1	1995
Oster, Ryan	3	0	2011
Parry, Jon	4	1	1996-1998
Payton, Devin	1	0	2002
Perera, Nicolas	6	0	2011
Perez, Bryan	6	2	2012-2013
Petras, Doug	9	0	1996-1998
Pierce, Toni	1	0	1987
Pinto, Henrique	6	1	2011
Pondeca, Tomas	14	6	2020-2021
Radoncic, Bato	8	1	2011-2013
Radwanski, Eddie	1	0	1992
Ramos, Tab	8	3	1989
Reget, Zach	15	8	2021
Renfro, Grady	6	0	2011
Richey, Jeff	7	0	2007-2008
Rivillo, Angel	4	0	2011-2012
Robles, Alex	6	0	2011
Roque, Lucas	2	0	2014
Rosenband, Andy	10	2	2007-2008
Rosenberg, Alec	1	0	2002
Russell, Ryan	5	10	2020
Santana, Nelson	6	0	2011-2013
Savic, Zoran	9	7	1986-1987
Schlothauer, Walt	5	1	1986
Schmetzer, Andy	10	2	1992
Shanker, Joel	17	7	2003-2004
Silvas, Tom	4	1	1987
Silveira, Gabe	4	0	2020
Simpson, Mark	1	0	1999
Sloan, Kevin	3	1	2003

Player	Caps	Goals	Era
Smith, Peter	9	6	1987-1996
Snyder, Troy	8	1	1987-1996
Sobreira, Ricardo	7	0	2021
Soell, Brian	2	1	2004
Sosa, John	3	0	2013
Sousa, Klisman	5	0	2022
Stauffer, Lucas	12	5	2011-2013
Stewart, Matt	28	12	2007-2012
Suarez, Temoc	7	1	1999-2000
Susi, Aaron	4	0	2007
Swanner, Jamie	2	0	1986-1987
Tanzini, Matt	8	1	2002-2004
Tavernese Jr., Joey	6	0	2016-2020
Tayou, Franck	9	4	2016-2024
Ten Eyck, Kevin	3	0	2011-2012
Timbers, Josh	8	0	2000-2004
Tirschman, Matt	5	3	2000
Thomas, Mark	6	1	1998-2002
Torres, Johnny	13	9	1999-2004
Tovar, Enrique	8	0	2007
Tozer, Keith	5	3	1986
Trittschuch, Steve	2	0	1989
Troy, Rusty	11	6	1995-1998
Tschantret, Lee	32	7	1998-2007
Tyma, Tim	4	1	1987
Vanole, David	2	0	1989
Vee, Juli	8	1	1989
Veiga, Guilherme	7	0	2021
Ventura Jr., Alencar	17	1	2021-2024
Vermes, Peter	11	7	1989-1995
Vorberg, Nick	12	0	2004-2013
Wade, Wes	13	9	1996-2000
Waltman, Daniel	14	0	2011-2014
White, Pat	23	8	1996-2004
Wiesner, Brett	5	0	2008
Windischmann, Mike	24	4	1986-1992
Woodberry, Terry	8	5	1992-1995
Zolgharnain, Kia	5	2	1995

NOTE: Statistics do not include complete caps and scoring details from 2014 or matches vs. Spain on June 13 & June 15, 2007. The team did not have any programming from 2017-2019.

U.S. MEN'S CEREBRAL PALSY NATIONAL TEAM

Head Coach: Stuart Sharp

Major Competition: 2024 IFCPF Copa America; Maldonado, Uruguay

In 2024, the U.S. Men's Cerebral Palsy (CP) National Team returned to the IFCPF World Cup, earning seventh place in the 15-team field. The team kicked things off with a 5-0 win against Australia, before a short-handed U.S. side fell 8-3 to Netherlands three days later. The USA then rebounded with an impressive 6-0 victory against Thailand to claim second place in Group C. In the quarterfinals, the U.S. fell 3-0 to eventual World Cup champions IR Iran and lost 4-2 to Argentina in the first of two placement matches, before capping the tournament with a come-from-behind 4-3 extra time win against Germany to claim seventh place. Stuart Sharp's group will continue to grow as it prepares to tackle the 2025 IFCPF Copa América this September in Uruguay.

ABOUT CEREBRAL PALSY (CP) SOCCER

The U.S. Men's Cerebral Palsy (CP) National Team is an elite program that selects players from across the United States in preparation for international standard competition. The Men's CP NT, in addition to challenge matches and invitational tournaments, competes in World Championships, Copa Americas, the Para PanAmerican Games and more.

To be eligible for CP soccer, athletes must be ambulatory and have a diagnosis of non-progressive brain damage that is associated with motor control dysfunction such as Cerebral Palsy, traumatic brain injury or stroke. More information about eligibility and the classification of athletes is available at ifcpf.com.

LAWS OF THE GAME

CP soccer is a seven vs. seven game using the International Federation of Associated Football (FIFA) rules which have been slightly modified to accommodate the impairments of the players. The smaller field is 70 meters long and 50 meters wide with smaller goals which are five meters wide by two meters tall.

Some of the exceptions to FIFA rules include:

- No offside rule
- Under-arm throw-ins are permitted
- Defenders are required to be seven meters from the ball on restarts
- The game is 60 minutes long with two 30-minute halves



Stuart **SHARP**

HEAD COACH: U.S. Men's Cerebral Palsy National Team

HOMETOWN: Old Kilpatrick, Scotland

Stuart Sharp has been at the helm of the U.S. Men's Cerebral Palsy National Team since 2014 and has served as Senior Technical Director of the Extended National Team Program since 2022. In his tenure with the Men's CP NT, Sharp has guided the team to a 43-38-9 record and a No. 4 world ranking, its highest-ever mark.

The team has achieved impressive finishes in major tournaments, recently earning its best-ever world championship finish with a fourth-place showing at the 2022 IFCPF World Cup. Sharp has led the USA to back-to-back Bronze Medals at the 2019 and 2023 Parapan American Games, and also oversaw the USA's sixth place finish at the 2019 IFCPF World Cup.

In addition, the U.S. took home the bronze medal at the 2018 IFCPF Copa America and fifth place at the 2017 IFCPF CP Football World Championships, its previous best finish at a world championship in the modern era of the sport. As a result, the group was recognized for its efforts with the 2017 United Soccer Coaches Honorary All-America Award.

The Men's CP NT also earned a seventh-place finish at the 2016 Paralympic Games, for which it qualified by a strong result at the 2015 IFCPF Football World Championships.

Sharp previously held the position of National Development Manager (Disability) for the Scottish Football Association in addition to being head coach of the Scottish CP National Team from 2005-11. Under his stewardship, the team climbed from 32nd in the world to hold a steady sixth-place ranking and earn a qualifying position for the 2008 and 2012 Paralympic Games. His work with the Scottish National CP Team saw him named Scottish Disability Sport National Coach of the Year in 2007, and the team was named the Scottish Sports Awards Team of the Year in 2008.

During his time with the Scottish FA, Sharp developed a player pathway for those with disabilities that included National Teams, regional squads, regional school leagues, a coaching education course and multiple clubs that serviced six different disability categories. He was also a key member of the successful Bid Team and Local Organizing Committee for the 2010 CPISRA European Championships.

In addition to his coaching credentials, Sharp serves as the Head of Technical Development and Chaired the World Coaches Technical Committee for the International Federation of Cerebral Palsy Football (formerly the Cerebral Palsy International Sport and Recreation Association), the world's soccer governing body for Para 7-a-side athletes. He has worked with IFCPF/CPISRA since 2007.

2024 U.S. MEN'S CEREBRAL PALSY NATIONAL TEAM STATISTICS

Player	Pos	GP/GS	MIN	G	A	G+A	GWG	GWA	YC	RC	Career Caps	Goals
Blasi, Brixton	GK	1/0	6	0	0	0	0	0	0	0	1	0
Chitulangoma, Chileshe	D	4/1	90	1	2	3	0	0	0	0	6	1
Crumbley, Jacob	F	8/6	411	5	3	8	1	0	0	0	24	8
DeLillo, Cameron	F	3/1	63	0	1	1	0	0	0	0	46	34
Estrella, Marc	GK	7/7	409	0	0	0	0	0	0	1	23	0
Hammond, Shea	F	8/6	373	5	3	8	2	0	1	0	30	20
Kaplan, Jacob	M	4/1	160	2	0	2	0	0	0	0	23	4
Kohner, Gavin	F	5/0	69	1	0	1	0	0	0	0	5	1
Lindau, Ben	M	7/7	438	3	4	7	0	1	0	0	38	6
Lowery, Frankie	D	7/7	366	1	0	1	0	1	1	0	12	3
Mayhugh, Nick	F	5/4	235	2	3	5	1	0	3	1	33	37
McCandlish, Kevin	M	1/0	2	0	0	0	0	0	0	0	4	1
Montgomery, Kyle	M	2/1	25	0	0	0	0	0	0	0	2	0
Pincince, Westley	M	8/8	448	2	0	2	0	0	1	0	14	2
Ruiz, Michael	M	2/0	32	0	0	0	0	0	0	0	2	0
Sullivan, John	M	7/7	393	0	1	1	0	1	1	0	23	1
Own Goal					0							

TOTALS 8 8 500 22 17 39 4 3 7 2

2024 GOALKEEPING STATISTICS

Player	GP/GS	MIN	GF	GA	Saves	SO	W	L	D	GAA	Career Caps	SO
Blasi, Brixton	1/0	6	0	0	0	0	0	0	0	0.00	1	0
Crumbley, Jacob	1/0	23	1	5	0	0	0	0	0	0.13.04	24	0
Estrella, Marc	7/7	409	16	14	0	1	3	4	0	2.05	23	7
Lowery, Frankie	1/1	60	6	0	0	1	1	0	0	0.00	12	1

TOTALS 8/8 500 23 19 0 2 4 4 0 2.28 -

U.S. MEN'S CP NATIONAL TEAM PLAYER REGISTER (SINCE 2014)

Player	GP	Goals	Player	GP	Goals
Abbate, Mason	18	0	Holmes, Sam	1	0
Ahrens, Chris	21	0	Jahn, Seth	37	21
Alvey, Carter	3	0	Johnson, Keith	33	0
Ballou, Adam	87	31	Jones, Chad	16	1
Bennett, Tyler	57	4	Kaplan, Jacob	23	4
Blasi, Brixton	1	0	Kohner, Gavin	5	1
Blodgett, Tim	1	2	Latsch, Tommy	7	0
Boarman, Bryce	34	1	Lindau, Ben	38	6
Bohlemann, Steven	12	1	Lowery, Frankie	12	3
Boyle, Sean	41	0	Mayhugh, Nick	33	37
Bremer, Drew	54	18	McCandlish, Kevin	4	1
Brigman, Gregory	12	0	McKinney, Josh	22	8
Brunais, Josh	44	7	Meyer-Crothers, Jonah	9	5
Cassidy, Shea	2	2	Montgomery, Kyle	2	0
Chavez, Joseph	1	0	Moore, Michael	12	1
Chitulangoma, Chilese	6	1	Morales, Moises	6	0
Creasey, Nick	4	0	Own Goal	0	4
Crumbley, Jacob	24	8	Pincince, Wesley	14	2
DeLillo, Cameron	46	34	Razon, Jarrent	2	0
Estrella, Marc	23	0	Renteria, Rene	19	5
Garza, David	54	11	Ruiz, Michael	2	0
Hammond, Shea	30	20	Sibayan, Gavin	35	2
Hendricks, Alex	13	0	Slemens, Jason	5	0
Hensley, Kevin	35	13	Sullivan, John	23	1
Hilaire, James	1	1	Vazquez, Marthell	34	10
Hildreth, Kacee	2	1	Wade, Jerreme	3	0
Hoffman, Daniel	1	0	Weise, Jordan	12	0

U.S. MEN'S CP NATIONAL TEAM

ALL-TIME INTERNATIONAL RESULTS (2014-PRESENT)

* Parapan Am Games

** IFCPF World Cup

+ Paralympics

^ Copa America

2024

Date	Opponent	Result	Goalscorers	Location
Feb. 3	Australia	2-0 W	Crumbly, Hammond	Manly, Australia
Sept. 27	Scotland	3-0 W	Hammond (2), Lowery	Dublin, Ireland
Sept. 29	Ireland	0-1 L	--	Dublin, Ireland
Nov. 11	Australia **	5-0 W	Mayhugh, Pincince, Crumbly (2) Chitulangoma	Salou, Spain
Nov. 14	Netherlands **	3-8 L	Mayhugh, Lindau (2)	Salou, Spain
Nov. 15	Thailand **	6-0 W	Hammond (2), Pincince, Kaplan (2) OG	Salou, Spain
Nov. 17	IR Iran **	0-3 L	--	Salou, Spain
Nov. 19	Argentina **	2-4 L	Lindau, Crumbly	Salou, Spain
Nov. 22	Germany **	4-3 W (AET)	Hammond, Crumbly (2), Kohnner	Salou, Spain

2023

Date	Opponent	Result	Goalscorers	Location
Feb. 3	Australia	2-0 W	Crumbly, Hammond	Manly, Australia
Feb. 5	Australia	0-0 D	--	Manly, Australia
Nov. 18	Chile*	4-2 W	DeLillo (2), Kaplan, Hammond	Santiago, Chile
Nov. 19	Argentina*	1-2 L	Crumbly	Santiago, Chile
Nov. 20	Brazil*	0-2 L	--	Santiago, Chile
Nov. 21	Venezuela *	1-0 W	Hammond	Santiago, Chile
Nov. 23	Canada *	6-0 W	Brunais, (2), DeLillo (2), McCandlish, Lowery	Santiago, Chile
Nov. 25	Venezuela *	3-0 W	Hammond (2), Lowery	Santiago, Chile

2022

Date	Opponent	Result	Goalscorers	Location
March 11	England	0-1 L	--	Burton-upon-Trent, England
March 13	England	2-0 W	Hammond, Meyer-Crothers	Burton-upon-Trent, England
May 3	IR Iran**	2-2 D	Brunais, Bremer	Salou, Spain
May 7	Australia**	5-1 W	Hammond, Sullivan, DeLillo (2) Meyer-Crothers	Salou, Spain
May 9	Netherlands**	3-0 W	Meyer-Crothers (3)	Salou, Spain
May 12	Ukraine**	1-5 L	DeLillo	Salou, Spain
May 15	Brazil**	0-2 L	--	Salou, Spain

2019

Date	Opponent	Result	Goalscorers	Location
May 24	England	3-3 D	Bremer (2), Mayhugh	Burton-upon-Trent, England
May 30	England	1-1 D	DeLillo	Burton-upon-Trent, England
July 8	IR Iran**	3-2 W	Mayhugh (2), Jahn	Sevilla, Spain
July 10	Finland**	13-0 W	Mayhugh (5), Hammond (3), DeLillo (2) Ballou, Bremer, Bennett	Sevilla, Spain
July 12	Ireland**	1-1 D	Mayhugh	Sevilla, Spain
July 14	England**	2-4 L	DeLillo, Hammond	Sevilla, Spain
July 16	Argentina**	6-0 W	Garza, Lindau, Mayhugh (2), DeLillo, Hammond	Sevilla, Spain
July 19	IR Iran**	3-4 L (aet)	Mayhugh, DeLillo, Garza	Sevilla, Spain
Aug. 24	Colombia*	5-0 W	DeLillo (2), Jahn (2), Bremer	Lima, Peru
Aug. 25	Venezuela*	6-0 W	DeLillo (4), Mayhugh, Bremer	Lima, Peru
Aug. 26	Argentina*	0-2 L	--	Lima, Peru
Aug. 28	Brazil*	3-2 W	Lindau, Mayhugh, DeLillo	Lima, Peru
Aug. 29	Peru*	10-0 W	Mayhugh (4), Ballou (3), Jahn (2), Bennett	Lima, Peru
Aug. 31	Venezuela	7-0 W	DeLillo (2), Mayhugh (2), Brunais, Garza, Jahn	Lima, Peru

2018

Date	Opponent	Result	Goalscorers	Location
July 19	Australia	8-0 W	DeLillo (2), Mayhugh (2), Bremer (2) Bohlemann, Garza	Chula Vista, Calif.
July 21	Canada	3-0 W	DeLillo (2), Mayhugh	Chula Vista, Calif.
Oct. 27	Venezuela^	5-1 W	Mayhugh (3), Bremer, Brunais	Quito, Ecuador
Oct. 28	Ecuador^	11-1 W	Ballou (2), Mayhugh (2), Jahn (2) Hammond (3), Brunais, Crumbley	Quito, Ecuador
Oct. 30	Argentina^	0-1 L	—	Quito, Ecuador
Nov. 1	Brazil^	1-2 L	Bremer	Quito, Ecuador
Nov. 3	Colombia	3-1 W	Kaplan, Mayhugh, Brunais	Quito, Ecuador

2017

Date	Opponent	Result	Goalscorers	Location
June 25	Chile	6-0 W	Hensley (2), DeLillo, Bremer (2), Ballou	Santiago, Chile
June 29	Chile	10-0 W	Mayhugh (2), DeLillo (2), Blodgett (2) Lindau, Ballou (2), Bremer	Santiago, Chile
July 21	Canada	2-2 D	Bremer, Mayhugh	Lakewood Ranch, Fla.
July 23	Canada	3-1 W	Mayhugh (2), Jahn	Lakewood Ranch, Fla.
Sept. 11	Australia**	6-0 W	DeLillo (2), Ballou (2), Jahn, OG	San Luis, Argentina
Sept. 13	Northern Ireland**	5-0 W	Hensley (2), Ballou, DeLillo, Bremer	San Luis, Argentina
Sept. 15	Ukraine**	0-2 L	—	San Luis, Argentina
Sept. 18	England**	1-2 L	Ballou	San Luis, Argentina
Sept. 20	Brazil**	3-2 W	Ballou, Jahn, Mayhugh	San Luis, Argentina
Sept. 22	Ireland**	3-2 W	DeLillo (2), Garza	San Luis, Argentina

2016

Date	Opponent	Result	Goalscorers	Location
May 1	Great Britain	0-4 L	—	Salou, Spain
May 2	Brazil	0-3 L	—	Salou, Spain
May 3	Ireland	0-5 L	—	Salou, Spain
May 6	Argentina	4-3 W	Bremer (2), OG, Garza	Salou, Spain
May 7	Ireland	1-4 L	OG	Salou, Spain
June 20	Ukraine	0-9 L	—	Arnhem, Netherlands
June 21	Netherlands	0-6 L	—	Arnhem, Netherlands
June 23	Ukraine	0-5 L	—	Arnhem, Netherlands
June 25	Netherlands	0-2 L	—	Arnhem, Netherlands
Sept. 8	Netherlands+	2-2 D	Ballou (2)	Rio de Janeiro, Brazil
Sept. 10	IR Iran	0-2 L	—	Rio de Janeiro, Brazil
Sept. 12	Argentina	2-3 L	Hensley, Jahn	Rio de Janeiro, Brazil
Sept. 14	Irelands	2-1 W	Jahn, Bremer	Rio de Janeiro, Brazil

2015

Date	Opponent	Result	Goalscorers	Location
March 23	Netherlands	1-0 W	Hensley	Varzim, Portugal
March 25	Ukraine	0-2 L	—	Varzim, Portugal
March 26	Argentina	1-2 L	Jahn	Varzim, Portugal
March 27	Portugal	5-3 W	Jahn (3), Ballou, Renteria	Varzim, Portugal
June 17	Venezuela**	3-0 W	Hensley (2), Boarman	Burton-upon-Trent, England
June 19	Scotland**	2-1 W	Jahn, OG	Burton-upon-Trent, England
June 21	Brazil**	0-6 L	—	Burton-upon-Trent, England
June 24	Netherlands**	1-2 L	Garza	Burton-upon-Trent, England
June 26	England**	0-10 L	—	Burton-upon-Trent, England
June 27	Argentina**	4-1 W	Garza (2), Jahn, Ballou	Burton-upon-Trent, England
Aug. 9	Canada*	1-2 L	Jahn	Toronto, Canada
Aug. 10	Venezuela*	1-1 D	Garza	Toronto, Canada
Aug. 12	Argentina*	0-1 L	—	Toronto, Canada
Aug. 13	Brazil*	0-6 L	—	Toronto, Canada

U.S. MEN'S CEREBRAL PALSY NATIONAL TEAM

2014

Date	Opponent	Result	Goalscorers	Location
Feb. 5	England	1-2 L	Renteria	Chula Vista, Calif.
Feb. 8	England	2-3 L	Hensley, Vazquez	Chula Vista, Calif.
June 5	Tunisia	5-0 W	Cassidy (2), Moore, Renteria, Bennett	Barcelona, Spain
June 7	Portugal	3-0 W	Hensley (2), McKinney	Barcelona, Spain
June 8	England	1-1 D	Vazquez	Barcelona, Spain
Sept. 19	Brazil^	0-3 L	–	Toronto, Canada
Sept. 20	Mexico^	2-0 W	Jahn, Renteria	Toronto, Canada
Sept. 24	Argentina^	1-2 L	Garza	Toronto, Canada
Sept. 26	Canada^	3-0 W	Sibayan (2), Hensley	Toronto, Canada

U.S. MEN'S DEAF NATIONAL TEAM

In 2024, the U.S. Men's Deaf National Team took part in its first competition under the guidance of head coach Everett Palache, earning the bronze medal at the Deaf Pan American Games in Canoas, Brazil. Following a forfeit by Colombia in the team's opening match, the USA faced Argentina for top spot in the group, earning a 0-0 draw in a hard-fought match. With the teams level on all tie-breakers, a coin flip was performed to determine to determine group seeding, with Argentina winning. That result set up the Deaf MNT with a semifinal clash against hosts Brazil, with the 10-player Deaf MNT falling on penalty kicks following a hard-fought 2-2 draw. Palache's side quickly rebounded two days later, defeating Mexico 4-0 in the bronze medal match to clinch qualification to the 2025 Deaflympics in Tokyo and the 2026 DIFA World Deaf Football Championships.

ABOUT DEAF SOCCER

Deaf soccer is contested by deaf and hard-of-hearing athletes. Under international criteria, players must have a hearing loss of at least 55 decibels in their better ear. Hearing loss below this level has been shown to negatively impact hearing. All players competing in deaf matches must remove all hearing aids before playing.

For more information on the sport or to inquire about athlete eligibility, please contact U.S. Soccer's Extended National Teams Department via email at extendednt@ussoccer.org.

HISTORY OF THE U.S. MEN'S DEAF NATIONAL TEAM

The USA made its deaf soccer world championship debut on home soil at the 1965 Deaflympics in Washington, D.C. The fourth-place finish at the 2008 World Deaf Football Championships is its best world championship finish, while the squad won the 2019 Deaf PanAm Games.

This fall's World Deaf Football Championships mark the first world championship event for the Men's Deaf National Team under U.S. Soccer supervision. The Deaf USMNT officially became a part of the Extended National Teams program in 2022 and held its first training camp/matches under U.S. Soccer in July of that year as the Federation builds out programming for soccer in all its forms.



Everett **PALACHE**

HEAD COACH: U.S. Men's Deaf National Team

HOMETOWN: Cleveland, Ohio

U.S. Soccer appointed Everett Palache as the head coach of the U.S. Men's Deaf National Team in 2024. Palache brings 20 years of coaching and technical experience on the national and local level, having served U.S. Soccer as a Coaching Educator and assistant coach in the Extended National Teams program. Locally, he has spent the last 13 years with Cleveland Force Soccer Club where he currently serves as Technical Director, guiding all sporting aspects for the organization. Prior to that role, he worked as the club's Director of Soccer Programming and Director of Coaching from 2011-2018, and Academy Director, Director of Coaching and USL Technical Director from 2018-2021.

Concurrent with his time at Cleveland Force, Palache worked as Assistant Technical Director for Cleveland Soccer Academy from 2011-2015, and in various coaching roles with Cleveland United, Brad Friedel's Premier Soccer Academy, Columbus Crew Juniors, Cleveland Alliance Soccer Academy and Cleveland Soccer Academy.

Holder of the U.S. Soccer National "A" License and Academy Director License, Palache has also earned the NSCAA's Director of Coaching License. A 2002 graduate of Philadelphia University where he earned a Bachelor of Sciences degree in Psychology, Palache played collegiately for the Rams from 1998-2001, and also with Internationals Soccer Club, Cleveland Futbol Club and Cleveland United Soccer Club.

2024 U.S. MEN'S DEAF SOCCER NATIONAL TEAM STATISTICS

Player	Pos	GP	GS	MIN	G	A	G+A	YC	RC	
Abraham, Samson	D	3	2	180	0	0	0	0	0	
Anderson, Braden	M	3	3	300	1	1	2	1	0	
Anderson, Dawson	M	3	2	255	1	0	1	0	0	
Bourdon, Christopher	F	3	3	300	0	2	2	0	0	
Burns, Aidan	M	3	1	130	0	0	0	0	0	
De Moura, Daniel	F	1	0	48	0	0	0	0	0	
Dircio, David	D	2	0	38	0	0	0	0	0	
Fitzpatrick, Kevin	D	3	3	300	0	1	1	0	0	
Goncalves, Arthur	D	2	0	93	0	0	0	0	0	
Haas, Bennett	F	3	2	182	1	1	2	0	0	
Haubrugge, Luke	D	1	1	45	0	0	0	1	0	
Jacobs, Owen	M	1	0	12	0	0	0	0	0	
Jaspers, Erik	GK	3	3	300	0	0	0	0	0	
Kanashiro, JP	M	3	3	226	0	0	0	2	0	
Oladimeji, Kevin	D	1	0	45	0	0	0	0	0	
Perry, Eddie	D	3	3	255	0	0	0	1	0	
Salvi, Thomas	F	2	1	61	1	0	1	0	0	
Schmid, Michael	F	3	3	264	2	0	2	1	0	
Silva, Raul	M	3	3	271	0	0	0	1	0	
Watterman, JJ	D	2	0	42	0	0	0	0	1	
Own Goal					0					
USA TOTALS					6	5	11	7	1	
OPPONENT TOTALS					2	1	-	7	0	
2024 GOALKEEPER STATISTICS										
Player	GP/GS	MIN	GF	GA	SO	Saves	W	L	D	GAA
Jaspers, Erik	3/3	300	6	2	2	5	1	0	2	0.60
TOTALS	3/3	300	6	2	2	5	1	0	2	0.60
OPPONENT TOTALS	3/3	300	2	6	1	-	0	1	2	1.80

U.S. MEN'S DEAF NATIONAL TEAM
ALL-TIME INTERNATIONAL RESULTS
(2008-PRESENT)

* Deaf Pan Am Games ** DIFA World Championships + Deaflympics

2024

Date	Opponent	Result	Goalscorers	Location
Nov. 9	Colombia *	3-0 W (forfeit)	--	Canoas, Brazil
Nov. 11	Argentina *	0-0 D	--	Canoas, Brazil
Nov. 13	Brazil *	2-2 D (5-6 pk)	B. Anderson, D. Anderson	Canoas, Brazil
Nov. 15	Mexico *	4-0 W	Schmid (2), Haas, Salvi	Canoas, Brazil

2023

Date	Opponent	Result	Goalscorers	Location
Sept. 23	Malaysia**	3-2 W	Johnson (2), Neil	Kuala Lumpur, Malaysia
Sept. 25	Egypt**	2-3 L	Bourdon, Lancaster	Kuala Lumpur, Malaysia
Sept. 27	Germany**	0-2 L	--	Kuala Lumpur, Malaysia
Sept. 29	England**	1-0 W	Johnson	Kuala Lumpur, Malaysia
Oct. 1	Senegal**	0-1 L	--	Kuala Lumpur, Malaysia
Oct. 3	IR Iran**	2-2 D (4-5 pk)	Johnson, Bourdon	Kuala Lumpur, Malaysia
Oct. 5	France**	1-2 L	Kanashiro	Kuala Lumpur, Malaysia

U.S. MEN'S DEAF NATIONAL TEAM

2022

Date	Opponent	Result	Goalscorers	Location
April 30	Iraq+	4-1 W	Johnson (2)	Caxias do Sul, Brazil
May 2	Turkey+	0-1 L	—	Caxias do Sul, Brazil
May 4	Mali+	2-0 W	Johnson, Schmid	Caxias do Sul, Brazil
May 6	Germany+	0-4 L	—	Caxias do Sul, Brazil
May 9	Greece	3-0 W	Johnson (2), Torbett	Caxias do Sul, Brazil
May 10	Korea Republic	3-0 W	Anderson, Johnson, Schmid	Caxias do Sul, Brazil
May 12	Cameroon	1-1 D	Johnson	Caxias do Sul, Brazil
July 28	England	2-1 W	Silva (2)	Rome, Ga.
July 30	England	0-2 L	—	Rome, Ga.

2019

Date	Opponent	Result	Goalscorers	Location
Nov. 12	Mexico*	3-2 W	Silva, Johnson, Schmid	Temuco, Chile
Nov. 13	Chile*	4-0 W	Johnson (2), Schmid (2)	Temuco, Chile
Nov. 14	Brazil*	3-0 W	Schmid (2), Johnson	Temuco, Chile
Nov. 15	Argentina*	1-0 W	Schmid	Temuco, Chile

2016

Date	Opponent	Result	Goalscorers	Location
June 21	Japan**	1-0 W	—	Salerno, Italy
June 23	Greece**	0-0 D	—	Salerno, Italy
June 25	Russia**	0-2 L	—	Salerno, Italy
June 27	Germany**	1-3 L	—	Salerno, Italy
June 29	Great Britain**	2-2 D (4-3 pk)	—	Salerno, Italy
July 1	Egypt**	0-2 L	—	Salerno, Italy

2012

Date	Opponent	Result	Goalscorers	Location
July 17	Korea Republic**	6-4 W	Wilkins (3), Reyes, Kanashiro, OG	Ankara, Turkey
July 19	Germany**	0-2 L	—	Ankara, Turkey
July 21	Turkey**	1-1 D	Eby	Ankara, Turkey
July 23	Uzbekistan**	0-1 L	—	Ankara, Turkey
July 25	Greece**	3-4 L	—	Ankara, Turkey

2011

Date	Opponent	Result	Goalscorers	Location
Nov. 20	Brazil*	1-0 W	—	Barquisimeto, Venezuela
Nov. 22	Argentina*	0-0 D	—	Barquisimeto, Venezuela
Nov. 24	Venezuela*	0-1 L	—	Barquisimeto, Venezuela
Nov. 26	Mexico*	3-0 W	—	Barquisimeto, Venezuela

2009

Date	Opponent	Result	Goalscorers	Location
Sept. 4	Ireland+	0-2 L	—	Taipei, Chinese Taipei
Sept. 6	Japan+	0-0 D	—	Taipei, Chinese Taipei
Sept. 8	Great Britain+	3-1 W	—	Taipei, Chinese Taipei
Sept. 10	Russia+	0-5 L	—	Taipei, Chinese Taipei
Sept. 12	Argentina+	0-2 L	—	Taipei, Chinese Taipei
Sept. 14	Ireland+	0-3 L	—	Taipei, Chinese Taipei

2008

Date	Opponent	Result	Goalscorers	Location
July 3	Netherlands**	2-0 W	—	Patras, Greece
July 5	France**	0-3 L	—	Patras, Greece
July 7	China PR**	2-1 W	—	Patras, Greece
July 8	Italy**	2-2 D (4-2 pk)	—	Patras, Greece
July 10	Turkey**	0-0 D (2-4 pk)	—	Patras, Greece
July 11	France**	0-2 L	—	Patras, Greece

U.S. POWER SOCCER NATIONAL TEAM

Head Coach: Tracy Mayer

Coming off a third place finish at the 2023 FIPFA Powerchair Football World Cup in Sydney, Australia, the U.S. Power Soccer National Team used 2024 to begin preparation for the 2025 APFC Americas Cup. Set for this October in Phoenix, the competition brings together the best powerchair football teams in North and South America and serves as qualifying for the 2026 FIPFA Powerchair Football World Cup to be held the following October in Argentina.

U.S. POWER SOCCER NATIONAL TEAM HISTORY

The U.S. Power Soccer National Team has competed independently since 2007, and officially joined U.S. Soccer's Extended National Team program in 2022 as part of U.S. Soccer's effort to build out programming for international soccer in all of its forms. Power Soccer is the first competitive team sport developed specifically for powerchair users and has been played internationally since 2006.

The USA has been one of the top teams in the world since international play began, winning the 2007 and 2011 FIPFA Powerchair Football World Cups, and finishing as runners-up in the 2017 edition. Most recently, the USA earned third place at the 2023 edition in Sydney, Australia. Regionally, the Power NT has won both FIPFA Americas' Cups, earning titles in 2014 and 2019.

The co-ed Power Soccer National Team is for athletes who use power chairs and can qualify through a variety of conditions, including quadriplegia, multiple sclerosis, muscular dystrophy, and cerebral palsy, among others. The game is played in a gymnasium on a regulation basketball court with four players who attack, defend, and spin-kick a 13-inch soccer ball in a skilled and challenging game similar to mainstream soccer.

If you or someone you know qualifies for the Power Soccer National Team (co-ed), you can contact us via email at ExtendedNT@ussoccer.org for more information on potential playing opportunities.



Tracy **MAYER**

HEAD COACH: U.S. Power Soccer National Team

HOMETOWN: Minneapolis, Minn.

Tracy Mayer was named head coach of the U.S. Power Soccer National Team in October 2021 and led the USA to a third-place finish at the 2023 FIPFA Powerchair Football World Cup in Australia.

Mayer joined U.S. Soccer from the Minnesota Shockwave, a Premier Conference team that's part of the U.S. Power Soccer Association's robust club development system. Mayer has coached club teams in Minnesota since 2006, winning five national championships (including titles in 2019 and 2022).

In addition to his club coaching experience, Mayer previously supported the national team in various capacities and has served as a National Tournament Director for USPSA. He also has experience as a referee at the club and international level.

2023 U.S. POWER SOCCER NATIONAL TEAM STATISTICS

Player	Pos.	GP/GS	G	A	G+A	Y	R	GWG	GWA	Career	
										Caps	Goals
Dickey, Jordan	Center	10/6	5	0	5	2	1	2	0	27	16
Dickey, Zach	Striker	10/8	3	2	5	1	0	1	0	10	3
Heer, Lexi	Winger	11/3	6	1	7	0	0	1	0	18	9
Johnson, Riley	Center	9/7	5	1	6	2	0	2	0	20	15
Mayer, Nathan	GK	11/10	1	0	1	0	0	0	0	22	2
Russo-Dickey, Natalie	Winger	5/3	0	0	0	0	0	0	0	21	21
Sefick, Peyton	Winger	9/3	1	0	1	0	0	1	0	15	5
Winslow, Pete	Striker	11/4	2	15	17	1	0	1	6	14	6
TOTALS		11/11	23	19	42	6	1	0	0		
OPPONENT TOTALS		11/11	8	-	-	10	0	-	-		

GOALKEEPING STATISTICS

Player	GP/GS	GA	SO	Saves	W	L	D	GAA	Career	
									Caps	Goals
Heer, Lexi	2/1	0	1	1	1	0	0	0.00	18	9
Mayer, Nathan	10/10	8	4	13	7	2	1	0.80	22	2
TOTALS	11/11	8	5	14	8	2	1	0.73		
OPPONENT TOTALS	11/11	23	0	34	2	8	1	2.09		

U.S. POWER SOCCER NATIONAL TEAM
PLAYER REGISTER

Player	Caps	Goals	Era
Archer, Michael	25	36	2007-19
Book, Jerry	3	4	2007
Calvert, Case	3	7	2011
Carpenter, Ben	15	11	2014-19
Cunningham, Drew	5	2	2017
Dickey, Jordan	27	18	2011-23
Dickey, Katie	3	4	2011
Dickey, Zach	10	3	2023
Gorman, Danny	5	3	2007
Heer, Lexi	18	9	2014-23
Johnson, Riley	20	15	2017-23
Lehman, Jessica	8	6	2007
Mayer, Nathan	22	2	2017-23
McGuire, Ed	7	9	2014
Mulholland, Kevin	7	7	2014
Navarro, Elio	7	2	2007
Russo-Dickey, Natalie	21	23	2014-23
Russo, JC	21	11	2007-14
Scalia-Carrow, Kendra	6	5	2011
Sefick, Peyton	15	5	2017-23
Solorio, Jairo	3	0	2007
Solorio, Omar	11	7	2007-11
Winslow, Pete	14	6	2011-23

ALL-TIME LEADERS

Appearances

Player	Caps	Era
Dickey, Jordan	27	2011-2023
Archer, Michael	25	2007-2019
Mayer, Nathan	22	2017-2023
Russo-Dickey, Natalie	21	2014-2023
Russo, JC	21	2007-2014
Johnson, Riley	20	2017-2023

Goals

Player	Goals	Caps	Era
Archer, Michael	36	25	2017-19
Russo-Dickey, Natalie	23	21	2014-23
Dickey, Jordan	18	27	2011-23
Johnson, Riley	15	20	2017-23
Carpenter, Ben	11	15	2014-19
Russo, JC	11	21	2007-14
McGuire, Ed	9	7	2014
Heer, Lexi	9	18	2014-23

Assists

Player	Assists	Caps	Era
Archer, Michael	39	25	2007-19
Russo, JC	26	21	2007-14
Winslow, Pete	18	14	2011-23
Carpenter, Ben	10	15	2014-19
Dickey, Jordan	10	27	2011-23
Johnson, Riley	9	20	2017-23
Calvert, Case	8	3	2011
Russo-Dickey, Natalie	8	21	2014-23

U.S. POWER SOCCER NATIONAL TEAM ALL-TIME INTERNATIONAL RESULTS

* FIPFA Americas Cup

** FIPFA Powerchair Football World Cup

2023

Date	Opponent	Result	Goalscorers	Location
Oct. 14	Australia**	5-0 W	Z. Dickey (2), Johnson, J. Dickey, Heer	Sydney, Australia
Oct. 15	France**	1-3 L	J. Dickey	Sydney, Australia
Oct. 15	Northern Ireland**	3-0 W	J. Dickey (2), Johnson	Sydney, Australia
Oct. 16	Ireland**	2-0 W	Winslow, Heer	Sydney, Australia
Oct. 16	Japan**	2-0 W	Sefick, Heer	Sydney, Australia
Oct. 17	England**	3-1 W	Johnson (2), Winslow	Sydney, Australia
Oct. 17	Denmark**	2-1 W	Heer, J. Dickey	Sydney, Australia
Oct. 18	Uruguay**	2-0 W	Johnson, Mayer	Sydney, Australia
Oct. 18	Argentina**	1-1 D	Z. Dickey	Sydney, Australia
Oct. 19	England**	0-1 L	—	Sydney, Australia
Oct. 20	Argentina**	2-1 W	Heer (2)	Sydney, Australia

2019

Date	Opponent	Result	Goalscorers	Location
Aug. 7	Brazil*	4-0 W	Archer (2), Johnson (2)	Rio de Janeiro, Brazil
Aug. 7	Canada*	11-0 W	J. Dickey (2), Carpenter (2), Archer (3) N. Russo, OG (2), Johnson	Rio de Janeiro, Brazil
Aug. 8	Argentina*	1-0 W	Archer	Rio de Janeiro, Brazil
Aug. 8	Uruguay*	5-1 W	Johnson (2), Archer (3)	Rio de Janeiro, Brazil

2017

Date	Opponent	Result	Goalscorers	Location
July 5	Denmark**	8-0 W	J. Dickey (4), Archer (3), Sefick	Kissimee, Fla.
July 6	Uruguay**	6-0 W	J. Dickey, Archer (2), Sefick (2), N. Russo	Kissimee, Fla.
July 6	Japan**	9-0 W	OG, R. Johnson (2), Archer (3), Cunningham, Carpenter, Mayer	Kissimee, Fla.
July 7	Argentina**	7-1 W	J. Dickey (2), Johnson (2), Archer (2), Cunningham	Kissimee, Fla.
July 8	Ireland**	7-0 W	Archer (2), OG (2), Sefick, N. Russo (2)	Kissimee, Fla.
July 8	England**	2-1 W	Johnson, J. Dickey	Kissimee, Fla.
July 9	France**	2-4 L	Archer, J. Dickey	Kissimee, Fla.

2014

Date	Opponent	Result	Goalscorers	Location
May 3	Canada*	6-1 W	J. Russo (3), N. Russo (2), Carpenter	Rio de Janeiro, Brazil
May 3	Brazil*	10-0 W	N. Russo (2), J. Russo (2), Carpenter (2) McGuire (3), ?	Rio de Janeiro, Brazil
May 3	Uruguay*	10-0 W	N. Russo (3), Carpenter (3), McGuire (2) Heer, OG	Rio de Janeiro, Brazil
May 4	Australia*	4-1 W	N. Russo (2), J. Russo, Carpenter	Rio de Janeiro, Brazil
May 4	Argentina*	11-0 W	Mulholland (4), N. Russo (3), Heer (2), McGuire, OG	Rio de Janeiro, Brazil
May 5	Brazil*	9-0 W	N. Russo (2), OG, McGuire (2), Carpenter, Mulholland	Rio de Janeiro, Brazil
May 5	Australia*	6-0 W	N. Russo (3), McGuire, OG, Mulholland	Rio de Janeiro, Brazil

2011

Date	Opponent	Result	Goalscorers	Location
Nov. 3	Japan**	2-0 W	Archer, Scalia-Carrow	Paris, France
Nov. 3	Portugal**	13-0 W	Archer (3), J. Russo (2), Scalia-Carrow (2), Winslow (2), O. Solorio (2), Calvert, K. Dickey	Paris, France
Nov. 4	England**	0-1 L	—	Paris, France
Nov. 4	Switzerland**	21-0 W	J. Dickey (2), Archer (2), Winslow (2), Calvert (5), J. Russo (3), K. Dickey (3), O. Solorio (3)	Paris, France
			Scalia-Carrow	
Nov. 4	France**	2-0 W	Archer, Scalia-Carrow	Paris, France
Nov. 5	England**	3-0 W	Archer (2), Calvert	Paris, France

2007

Date	Opponent	Result	Goalscorers	Location
Oct. 10	England**	3-0 W	Archer (2), Lehman	Tokyo, Japan
Oct. 10	Portugal**	8-0 W	Book (4), Gorman, Navarro (2), Archer	Tokyo, Japan
Oct. 10	Belgium**	4-0 W	Lehman (2), Archer, O. Solorio	Tokyo, Japan
Oct. 11	Japan**	2-0 W	Archer, Lehman	Tokyo, Japan
Oct. 11	France**	1-1 D	Gorman	Tokyo, Japan
Oct. 12	Denmark**	6-0 W	—	Tokyo, Japan
Oct. 12	Belgium**	3-0 W	Lehman (2), Solorio	Tokyo, Japan
Oct. 13	France**	1-1 D (6-5 pk)	Gorman	Tokyo, Japan

COMPETITIONS



FIFA WORLD CHAMPIONSHIPS

The Federation Internationale de Football Association (FIFA) currently conducts eight major outdoor soccer world championships played at the international level. Those tournaments are the FIFA World Cup, the FIFA Women's World Cup, the Men's Olympic Football Tournament, the Women's Olympic Football Tournament, the FIFA Under-20 World Cup, the FIFA Under-17 World Cup, the FIFA Under-20 Women's World Cup and the FIFA Under-17 Women's World Cup. Additionally, FIFA also conducts the Futsal World Cup every four years, and the Beach Soccer World Cup every two years. A quick synopsis of these tournaments is listed below. More detail can be found on USA performances at each of these tournaments throughout the U.S. Men's National Team Media Guide and the U.S. Women's National Team Media Guide.

FIFA WORLD CUP

The FIFA World Cup has been played 22 times since the first competition in 1930 in Uruguay. The tournament has grown in stature over the years and has become not only the biggest sporting event in the world, but also simply the biggest event in the world every four years. Outside of the USA's third-place finish in the inaugural tournament, the team's quarterfinal run in 2002 is the team's best ever World Cup finish.

Year	Location	Champion	Runner-up	Third place	Fourth place	Teams
2026	Canada, Mexico, USA	—	—	—	48	
2022	Qatar	Argentina	France	Croatia	Morocco	32
2018	Russia	France	Croatia	Belgium	England	32
2014	Brazil	Germany	Argentina	Netherlands	Brazil	32
2010	South Africa	Spain	Netherlands	Germany	Uruguay	32
2006	Germany	Italy	France	Germany	Portugal	32
2002	Korea/Japan	Brazil	Germany	Turkey	Korea Republic	32
1998	France	France	Brazil	Croatia	Holland	32
1994	USA	Brazil	Italy	Sweden	Bulgaria	24
1990	Italy	West Germany	Argentina	Italy	England	24
1986	Mexico	Argentina	West Germany	France	Belgium	24
1982	Spain	Italy	West Germany	Poland	France	24
1978	Argentina	Argentina	Holland	Brazil	Italy	16
1974	West Germany	West Germany	Holland	Poland	Brazil	16
1970	Mexico	Brazil	Italy	West Germany	Uruguay	16
1966	England	England	West Germany	Portugal	Soviet Union	16
1962	Chile	Brazil	Czechoslovakia	Chile	Yugoslavia	16
1958	Sweden	Brazil	Sweden	France	West Germany	16
1954	Switzerland	West Germany	Hungary	Austria	Uruguay	16
1950	Brazil	Uruguay	Brazil	Sweden	Spain	13
1938	France	Italy	Hungary	Brazil	Sweden	15
1934	Italy	Italy	Czechoslovakia	Germany	Austria	16
1930	Uruguay	Uruguay	Argentina	USA	Yugoslavia	13

FIFA WOMEN'S WORLD CUP

The FIFA Women's World Cup has been contested on seven occasions with the USA earning three championships (China '91, USA '99, Canada '15), Germany two (USA '03 and China '07) and Norway (Sweden '95) and Japan (Germany '11) one each. The Women's World Cup returned to North America in 2015, with Canada hosting an expanded 24-team field after the previous four editions featured 16 nations. After falling to Japan on penalty kicks in the 2011 final, the U.S. navigated its way back to a rematch with the defending World Cup champions, earning a 5-2 victory on July 5 in Vancouver to become the first nation to capture three Women's World Cup championships. More detailed information on the Women's World Cup can be found in the U.S. Women's National Team media guide.

Year	Location	Champion	Runner-up	Third place	Fourth place	Teams
2023	Australia/New Zealand	Spain	England	Sweden	Australia	32
2019	France	USA	Netherlands	Sweden	England	24
2015	Canada	USA	Japan	England	Germany	24
2011	Germany	Japan	USA	Sweden	France	16
2007	China	Germany	Brazil	USA	Norway	16
2003	USA	Germany	Sweden	USA	Canada	16
1999	USA	USA	China	Brazil	Norway	16
1995	Sweden	Norway	Germany	USA	China	12
1991	China	USA	Norway	Sweden	Germany	12

OLYMPIC FOOTBALL TOURNAMENTS

After competing as an exhibition sport at the 1900 and 1904 Olympic Games, soccer became the first team sport included in the Olympics with the first official tournament dating back to the 1908 London Games when the United Kingdom defeated Denmark to claim the gold medal. Since that time soccer has been part of every Olympic Games except the 1932 event in the United States.

On the women's side, the sport wasn't introduced to the Olympics until the 1996 competition in the United States. The U.S. claimed the inaugural gold medal in women's Olympic football by defeating China 2-1 on Aug. 1, 1996, in front of a capacity crowd of 76,481 fans in Athens, Georgia.

The growth of professional football after World War II meant that some of the best players were not eligible to compete in the Olympics. Nevertheless, the Olympic Tournament retained its vitality as the forum for the amateur game. In 1952, Hungary's great generation with players such as Grosics, Czibor, Puskas and Kocsis won the tournament in Helsinki. After that, and until Los Angeles in 1984, all the Olympic titles went to Eastern Europe, a span of eight straight tournaments.

When the Olympics moved into their modern era, FIFA was obliged to reconsider its position for the Barcelona 1992 tournament, where for the first time, the tournament was restricted to Under-23 national teams. In 1996, FIFA altered the U-23 designation slightly, allowing teams to add three overage players into the mix.

Through the 1928 Olympics in Holland, Olympic caps were counted as full international appearances, but that designation changed with the advent of the World Cup in 1930. Although the Olympic Games football tournament actually falls under the realm of the International Olympic Committee, FIFA presides over the event on behalf of the IOC.

MEN'S OLYMPIC SOCCER TOURNAMENT

Year	Location	Gold Medal	Silver Medal	Bronze Medal	Teams
2024	Paris, France	Spain	France	Morocco	16
2021	Tokyo, Japan	Brazil	Spain	Mexico	16
2016	Rio de Janeiro, Brazil	Brazil	Germany	Nigeria	16
2012	London, England	Mexico	Brazil	Korea Republic	16
2008	Beijing, China	Argentina	Nigeria	Brazil	16
2004	Athens, Greece	Argentina	Paraguay	Italy	16
2000	Sydney, Australia	Cameroon	Spain	Chile	16
1996	Atlanta, USA	Nigeria	Argentina	Brazil	16
1992	Barcelona, Spain	Spain	Poland	Ghana	16
1988	Seoul, South Korea	Soviet Union	Brazil	West Germany	16
1984	Los Angeles, USA	France	Brazil	Yugoslavia	16
1980	Moscow, Soviet Union	Czechoslovakia	East Germany	Soviet Union	16
1976	Montreal, Canada	East Germany	Poland	Soviet Union	16
1972	Munich, W. Germany	Poland	Hungary	E. Germany & Soviet Union	13
1968	Mexico City, Mexico	Hungary	Bulgaria	Japan	16
1964	Tokyo, Japan	Hungary	Czechoslovakia	East Germany	14
1960	Rome, Italy	Yugoslavia	Denmark	Netherlands	16
1956	Melbourne, Australia	Soviet Union	Yugoslavia	Bulgaria	11
1952	Helsinki, Finland	Hungary	Yugoslavia	Sweden	25
1948	London, Great Britain	Sweden	Yugoslavia	Denmark	18
1936	Berlin, Germany	Italy	Austria	Norway	16
1932	Los Angeles, USA	— no tournament —			
1928	Amsterdam, Holland	Uruguay	Argentina	Italy	17
1924	Paris, France	Uruguay	Switzerland	Sweden	22
1920	Antwerp, Belgium	Belgium	Spain	Netherlands	14
1912	Stockholm, Sweden	United Kingdom	Denmark	Netherlands	11
1908	London, Great Britain	United Kingdom	Denmark	Netherlands	5

WOMEN'S OLYMPIC SOCCER TOURNAMENT

Year	Location	Gold Medal	Silver Medal	Bronze Medal	Teams
2024	Paris, France	USA	Brazil	Germany	12
2021	Tokyo, Japan	Canada	Sweden	USA	12
2016	Rio de Janeiro, Brazil	Germany	Sweden	Canada	12
2012	London, England	USA	Japan	Canada	12
2008	Beijing, China	USA	Brazil	Germany	12
2004	Athens, Greece	USA	Brazil	Germany	10
2000	Sydney, Australia	Norway	USA	Germany	8
1996	Atlanta, USA	USA	China	Norway	8

FIFA UNDER-20 WORLD CUP

Contested every two years, the FIFA Under-20 World Cup is restricted to players under 20 years of age. The tournament was renamed from the FIFA World Youth Championship in 2006. The U.S. has qualified for the tournament on 16 occasions, finishing fourth in 1989 (Saudi Arabia). At the most recent tournament in 2019 in Poland, the U.S. opened group play 2-1 loss to eventual champions Ukraine before reeling off victories against Nigeria (2-0) and Qatar (1-0) to advance to the knockout stage. In the Round of 16, the U-20 MNT won a thrilling game against favorites France 3-2 to move on to the quarterfinals where it faced eventual third place finisher Ecuador and dropped an incredibly competitive match, 2-1. The U-20 MNT's performance marked the third consecutive time the team reached the quarterfinals after also doing so in 2017 and 2015, making the USA the only nation to reach the quarterfinals of the last three U-20 World Cups. Forward Eddie Johnson became the first U.S. player to win a Golden Boot at a FIFA World Championship in 2003. After finishing second in the 1999 and 2001 group phase, the U.S. went one better, winning its group three consecutive tournaments from 2003-07.

Year	Location	Champion	Runner-up	Third place	Fourth place	Teams
2025	Chile	-	-	-	-	24
2023	Argentina	Uruguay	Italy	Israel	Korea Republic	24
2021		– Cancelled due to COVID-19 –				
2019	Poland	Ukraine	South Korea	Ecuador	Italy	24
2017	Korea Republic	England	Venezuela	Italy	Uruguay	24
2015	New Zealand	Serbia	Brazil	Mali	Senegal	24
2013	Turkey	France	Uruguay	Ghana	Iraq	24
2011	Colombia	Brazil	Portugal	Mexico	France	24
2009	Egypt	Ghana	Brazil	Hungary	Costa Rica	24
2007	Canada	Argentina	Czechia	Chile	Austria	24
2005	Holland	Argentina	Nigeria	Brazil	Morocco	24
2003	UAE	Brazil	Spain	Colombia	Argentina	24
2001	Argentina	Argentina	Ghana	Egypt	Paraguay	24
1999	Nigeria	Spain	Japan	Mali	Uruguay	24
1997	Malaysia	Argentina	Uruguay	Ireland	Ghana	24
1995	Qatar	Argentina	Brazil	Portugal	Spain	16
1993	Australia	Brazil	Ghana	England	Australia	16
1991	Portugal	Portugal	Brazil	Soviet Union	Australia	16
1989	Saudi Arabia	Portugal	Nigeria	Brazil	USA	16
1987	Chile	Yugoslavia	West Germany	East Germany	Chile	16
1985	Soviet Union	Brazil	Spain	Nigeria	Soviet Union	16
1983	Mexico	Brazil	Argentina	Poland	Korea Republic	16
1981	Australia	West Germany	Qatar	Romania	England	16
1979	Japan	Argentina	Soviet Union	Uruguay	Poland	16
1977	Tunisia	Soviet Union	Mexico	Brazil	Uruguay	16

FIFA UNDER-20 WOMEN'S WORLD CUP

Renamed the FIFA Under-20 Women's World Cup in 2008, the tournament was staged as a U-20 event for the first time in 2006 after two initial tournaments were played as Under-19 events. The inaugural FIFA U-19 Women's World Championship was held in Canada from Aug. 17-Sept. 1, 2002, with 12 teams. That first tournament was an incredible success, with the USA capturing the first championship via a Lindsay Tarpley golden goal in a 1-0 victory in front of 47,784 fans in Edmonton, Canada. The U.S. fell to Germany in the semifinals in Thailand in 2004, and in 2006 finished out of the top three for the first time in program history. In 2008, however, Golden Ball winner Sydney Leroux and Silver Ball winner Alex Morgan returned the U.S. to the top of the podium. After getting knocked out once again in penalty kicks in 2010, this time in the quarterfinal, a 1-0 victory against Germany in the 2012 U-20 Women's World Cup Final in Tokyo capped a remarkable run by the young Americans with defender and captain Julie Ertz (née Johnston) earning the Bronze Ball. In 2014, the USA once again fell on penalty kicks, losing to Korea DPR in a quarterfinal shootout after drawing 1-1, and in 2016 it finished in fourth place after losing to eventual World Cup champion Korea DPR in the semifinal, 2-1. The 2018 edition of the tournament saw the U.S. ousted from a tough group that included champions Japan and runner-up Spain.

Year	Location	Champion	Runner-up	Third place	Fourth place	Teams
2024	Colombia	Korea DPR	Japan	USA	Netherlands	24
2022	Costa Rica	Spain	Japan	Brazil	Netherlands	24
2020		<i>– Cancelled due to COVID-19 –</i>				
2018	France	Japan	Spain	England	France	16
2016	Papua New Guinea	Korea DPR	France	Japan	USA	16
2014	Canada	Germany	Nigeria	France	Korea DPR	16
2012	Japan	USA	Germany	Japan	Nigeria	16
2010	Germany	Germany	Nigeria	Korea Republic	Colombia	16
2008	Chile	USA	Korea DPR	Germany	France	16
2006	Russia	Korea DPR	China	Brazil	USA	16
2004	Thailand	Germany	China	USA	Brazil	12
2002	Canada	USA	Canada	Germany	Brazil	12

FIFA UNDER-17 WORLD CUP

The Under-17 World Championship is contested every two years for players less than 17 years of age. The U.S. was the only team in the world to qualify for every U-17 World Championship, from the tournament's inception in 1985 through 2013. The first three tournaments were actually played as U-16 World Championship tournaments, but FIFA changed the event to its present U-17 status in 1989. The Concacaf region hosted the tournament for a second time in 2001, when Trinidad & Tobago served as the first-ever Caribbean host for a FIFA World Championship. Mexico became the first Concacaf team to win an outdoor men's world championship in 2005 with an impressive triumph in Peru before winning the tournament a second time in 2013 as the host country. The U.S. achieved its best result in 1999, finishing fourth. In 2019, the U-17 MNT did not escape its group which contained semifinalists the Netherlands, Senegal and Japan.

Year	Location	Champion	Runner-up	Third place	Fourth place	Teams
2025	Qatar-	-	-	-	-	24
2023	Indonesia	Germany	France	Mali	Argentina	24
2021		– Cancelled due to COVID-19 –				
2019	Brazil	Brazil	Mexico	France	Netherlands	24
2017	India	England	Spain	Brazil	Mali	24
2015	Chile	Nigeria	Mali	Belgium	Mexico	24
2013	UAE	Nigeria	Mexico	Sweden	Argentina	24
2011	Mexico	Uruguay	Mexico	Brazil	Germany	24
2009	Nigeria	Switzerland	Nigeria	Spain	Colombia	24
2007	Korea Republic	Nigeria	Spain	Germany	Ghana	24
2005	Peru	Mexico	Brazil	Holland	Turkey	16
2003	Finland	Brazil	Spain	Argentina	Colombia	16
2001	Trinidad & Tobago	France	Nigeria	Burkina Faso	Argentina	16
1999	New Zealand	Brazil	Australia	Ghana	USA	16
1997	Egypt	Brazil	Ghana	Spain	Germany	16
1995	Ecuador	Ghana	Brazil	Argentina	Oman	16
1993	Japan	Nigeria	Ghana	Poland	Chile	16
1991	Italy	Ghana	Spain	Argentina	Qatar	16
1989	Scotland	Saudi Arabia	Scotland	Portugal	Bahrain	16
1987	Canada	Soviet Union	Nigeria	Ivory Coast	Italy	16
1985	China	Nigeria	West Germany	Brazil	Guinea	16

FIFA UNDER-17 WOMEN'S WORLD CUP

The FIFA Under-17 Women's World Cup was played for the first time in 2008 in New Zealand. The U.S. made an impressive run to the final where it was defeated by Korea DPR in overtime. In 2012 in Azerbaijan, the USA was drawn into a group with eventual finalists France and Korea DPR, and despite not losing a game and earning five points in the group, the young Americans failed to advance to the knockout stage, becoming the first women's team in a FIFA event to earn five points in its group but not advance. .

Year	Location	Champion	Runner-up	Third place	Fourth place	Teams
2024	Dominican Rep.	Korea DPR	Spain	USA	England	16
2022	India	Spain	Colombia	Nigeria	Germany	16
2020		– Cancelled due to COVID-19 –				
2018	Uruguay	Spain	Mexico	New Zealand	Canada	16
2016	Jordan	Korea DPR	Japan	Spain	Venezuela	16
2014	Costa Rica	Japan	Spain	Italy	Venezuela	16
2012	Azerbaijan	France	Korea DPR	Ghana	Germany	16
2010	Trinidad & Tobago	Korea Republic	Japan	Spain	Korea DPR	16
2008	New Zealand	Korea DPR	USA	Germany	England	16

FIFA FUTSAL WORLD CUP

The FIFA Futsal World Cup has been contested seven times with Brazil winning the first three tournaments, and Spain winning two championships in 2000 and 2004 before Brazil returned to glory as hosts in 2008 and defeated Spain for a fifth title in 2012. The Futsal World Cup is the only indoor tournament hosted by FIFA. The 1992 second-place finish was the best-ever showing in a FIFA event by a U.S. men's team, and came on the heels of a third-place finish in 1989.

Year	Location	Champion	Runner-up	Third place	Fourth place	Teams
2024	Uzbekistan	Brazil	Argentina	Ukraine	France	24
2021	Lithuania	Portugal	Argentina	Brazil	Kazakhstan	24
2016	Colombia	Argentina	Russia	Iran	Portugal	24
2012	Thailand	Brazil	Spain	Italy	Colombia	24
2008	Brazil	Brazil	Spain	Italy	Russia	20
2004	Chinese Taipei	Spain	Italy	Brazil	Argentina	16
2000	Guatemala	Spain	Brazil	Portugal	Russia	16
1996	Spain	Brazil	Spain	Russia	Ukraine	16
1992	Hong Kong	Brazil	USA	Spain	Iran	16
1989	Netherlands	Brazil	Netherlands	USA	Belgium	16

FIFA BEACH SOCCER WORLD CUP

Beach soccer became a part of the FIFA family in 2005 when the first FIFA Beach Soccer World Cup was staged on Copacabana Beach in Rio de Janeiro. To everyone's surprise, France defeated Portugal in the final, while Brazil fell in the semis; however, Brazil rebounded to win four straight tournaments from 2006-09. 2011 marked the first time the competition was played biennially and ushered in a new era of dominance as Russia upended Brazil in the final before defeating Spain in 2013 to claim a second straight championship. In 2015, hosts Portugal knocked off Russia in the semifinals before defeating Tahiti to claim its first Beach Soccer World Cup. Portugal captured its second title in 2019, which the USA qualified for but did not escape its group that featured semifinalists Japan and host nation Paraguay. The USA qualified again in 2021 and 2024, but despite a number of close results, did not advance from the group stage in either tournament.

Year	Location	Champion	Runner-up	Third place	Fourth place	Teams
2025	Seychelles					
2024	UAE	Brazil	Italy	IR Iran	Belarus	16
2021	Russia	Russia	Japan	Switzerland	Senegal	16
2019	Paraguay	Portugal	Italy	Russia	Japan	16
2017	Bahamas	Brazil	Tahiti	Iran	Italy	16
2015	Portugal	Portugal	Tahiti	Russia	Italy	16
2013	Tahiti	Russia	Spain	Brazil	Tahiti	16
2011	Italy	Russia	Brazil	Portugal	El Salvador	16
2009	Dubai	Brazil	Switzerland	Portugal	Uruguay	16
2008	France	Brazil	Italy	Portugal	Spain	16
2007	Brazil	Brazil	Mexico	Uruguay	France	16
2006	Brazil	Brazil	Uruguay	France	Portugal	16
2005	Brazil	France	Portugal	Brazil	Japan	12

FIFA CONFEDERATIONS CUP

The Confederations Cup was contested under FIFA's auspices for the first time in 1997 and replaced the Intercontinental Championship, which was staged in 1992 and 1995 with all three tournaments held in Saudi Arabia. In 1999, the Confederations Cup was held in Mexico and it returned to Asia in 2001, where it was staged as a precursor to the 2002 FIFA World Cup in Korea and Japan. In 2005, the competition became quadrennial, staged one year before the World Cup in the tournament's host country. Brazil has won the last three editions of the tournament from 2005-13, defeating the U.S. in the final of the 2009 edition after the USA had built a 2-0 half-time lead.

Year	Location	Champion	Runner-up	Third place	Fourth place	Teams
2017	Russia	Germany	Chile	Portugal	Mexico	8
2013	Brazil	Brazil	Spain	Italy	Uruguay	8
2009	South Africa	Brazil	USA	Spain	South Africa	8
2005	Germany	Brazil	Argentina	Germany	Mexico	8
2003	France	France	Cameroon	Turkey	Colombia	8
2001	Korea / Japan	France	Japan	Australia	Brazil	8
1999	Mexico	Mexico	Brazil	USA	Saudi Arabia	8
1997	Saudi Arabia	Brazil	Australia	Czechia	Uruguay	8
1995	Saudi Arabia	Denmark	Argentina	Mexico	Nigeria	6
1992	Saudi Arabia	Argentina	Saudi Arabia	United States	Ivory Coast	4

FIFA CONFEDERATIONS CUP

2009 FIFA Confederations Cup (South Africa)

Winning the 2007 Concacaf Gold Cup earned the U.S. a spot in the 2009 FIFA Confederations Cup in South Africa – the second consecutive tournament held one year before the FIFA World Cup in the host country. The U.S. started shaky and were dismissed by the two defending FIFA World Cup champions, Italy and Brazil, by a combined 6-1 score in the first two matches of the 2009 event. Needing to score at least three goals and on the verge of elimination in their third game against Egypt, the U.S. overcame incredible odds and advanced to the semifinals on goals by Charlie Davies, Michael Bradley and Clint Dempsey. Once through to the semifinals, the U.S. stunned the world by defeating Spain and ending the European Champion's 35-game unbeaten streak. Tim Howard made eight saves as Jozy Altidore and Dempsey scored, sending the U.S. men to their first-ever final in a FIFA tournament. In the final the U.S. would again face Brazil, and Dempsey scored in his third-straight game with Landon Donovan adding another as the U.S. was up 2-0 on Brazil in the 27th minute. The U.S. would hold on until halftime, but just a minute into the second half Brazil scored and continued attacking in waves, eventually coming from behind for a 3-2 victory. Still, the second-place finish was the best performance ever for the team in a FIFA competition. Dempsey was honored by winning the Bronze Ball, while Howard won the Golden Glove – the first such awards for the U.S. at a FIFA tournament.

2003 FIFA Confederations Cup (France)

In 2003, the U.S. returned to the Confederations Cup, which was held in Europe for the first time. Drawn with Cameroon, Turkey and Brazil, the U.S. opened play against the Turks, but fell to a 2-1 defeat. Though DaMarcus Beasley opened the scoring, a resilient Turkey side fought back and eventually grabbed the winner in the 73rd minute. In the next match, the U.S. again met Brazil in the group stage, a rematch from the 1999 tournament, and the result was a similar 1-0 victory for the Seleção. This time, the Brazilians were powered by an Adriano goal in the 22nd minute. With two defeats from the opening two games, the final match was rendered meaningless, but the U.S. put forth a spirited effort to tie eventual runner-up Cameroon 0-0. The tournament was in the end overshadowed by the untimely death of Cameroonian midfielder Marc-Vivien Foé, who suffered a heart attack during the Africans' semifinal match against Colombia. Though France went on to win the championship courtesy of a Thierry Henry golden goal, the defining image from the 2003 tournament is undoubtedly Marcel Desailly and Rigobert Song, captains of France and Cameroon respectively, holding the winning trophy together in honor of Foé, who died at the age of only 28.

1999 FIFA Confederations Cup (Mexico)

For the first time in seven years, the U.S. competed in the Confederations Cup, which was held in the country of local rival Mexico. Because Mexico, as host, was automatically entered into the draw, the U.S. was put into the competition by virtue of their runner-up finish in the 1998 Gold Cup. The first major competition for then head coach Bruce Arena, the U.S. acquitted itself well and matched its third-place finish from 1992. After an opening defeat of New Zealand, the U.S. was beaten 1-0 by Brazil behind a goal from Ronaldinho. Needing a result in their final Group B game, the Americans came through, and defeated Germany 2-0 for the second time in six months, thanks to goals from Ben Olsen and Joe-Max Moore. Through to the semifinal, the U.S. ran into Mexico and a hostile Azteca Stadium crowd of over 80,000. Though they put up a memorable fight, Bruce Arena's side eventually succumbed to a Cuauhtémoc Blanco golden goal in the 97th minute. Despite the heartbreak of defeat, the U.S. rebounded to down Saudi Arabia 2-0, avenging its loss to the Saudis in 1992 and matching its finish of third-place from that tournament.

1992 King Fahd Cup (Saudi Arabia)

The U.S. team traveled to Saudi Arabia for the first time in its history in 1992 to take part in the King Fahd Cup, as it was then known. As 1991 Concacaf Gold Cup champion, the U.S. earned a berth into the four-team tournament, which also included the Ivory Coast, who won the 1992 African Nations Cup, Argentina, winners of the 1991 Copa América and host nation Saudi Arabia, who was champion of Asia in 1988. In the first game, the U.S. took on Saudi Arabia in the first-ever match between the two countries. In front of a crowd of 70,000 in Riyadh, the Americans were beaten 3-0, courtesy of three second-half goals from The Sons of the Desert. The third-place match saw the U.S. beat the Ivory Coast 5-2, in what is still the only meeting of the two countries. For the U.S., Marcelo Balboa opened the scoring, before future U.S. cap record holder Cobi Jones scored his first international goal. The teams went back and forth before Eric Wynalda eventually grabbed what would prove to be the winning goal in the 56th minute.

ALL-TIME U.S. RESULTS – CONFEDERATIONS CUP

USA'S ALL-TIME FIFA CONFEDERATIONS CUP RECORD: 6-8-1 (20 GF, 20 GA)

(q) Quarterfinal (s) Semifinal (f) Final (3) Third-Place Match

Confederations Cup – SOUTH AFRICA 2009

Date	Opponent	Result	U.S. Goal Scorers	Location	Attendance
6/28/09	Brazil (f)	2-3 L	Dempsey, Donovan	Johannesburg, S. Africa	52,291
6/24/09	Spain (s)	2-0 W	Altidore, Dempsey	Bloemfontein, S. Africa	35,396
6/21/09	Egypt	3-0 W	Davies, Bradley, Dempsey	Rustenburg, S. Africa	23,140
6/18/09	Brazil	0-3 L	–	Tshwane/Pretoria, S. Africa	39,617
6/15/09	Italy	1-3 L	Donovan	Tshwane/Pretoria, S. Africa	34,341
Champion: Brazil			Runner-up: USA	USA finish: 2nd place	

Confederations Cup – France 2003


Date	Opponent	Result	U.S. Goal Scorers	Location	Attendance
6/23/03	Cameroon	0-0 T	–	Lyon, France	19,206
6/21/03	Brazil	0-1 L	–	Lyon, France	20,306
6/19/03	Turkey	1-2 L	Beasley	Saint-Étienne, France	16,944
Champion: France			Runner-up: Cameroon	USA finish: 7th place	

Confederations Cup – Mexico 1999

Date	Opponent	Result	U.S. Goal Scorers	Location	Attendance
8/3/99	Saudi Arabia (3)	2-0 W	Bravo, McBride	Guadalajara, Mexico	38,000
8/1/99	Mexico (s)	0-1 L (ot)	–	Mexico City, Mexico	82,000
7/30/99	Germany	2-0 W	Olsen, Moore	Guadalajara, Mexico	53,000
7/28/99	Brazil	0-1 L	–	Guadalajara, Mexico	54,000
7/24/99	New Zealand	2-1 W	McBride, Kirovski	Guadalajara, Mexico	60,000
Champion: Mexico			Runner-up: Brazil	USA finish: 3rd place	

King Fahd Cup – Saudi Arabia 1992

Date	Opponent	Result	U.S. Goal Scorers	Location	Attendance
10/19/92	Ivory Coast (3)	5-2 W	Murray (2), Balboa, Jones, Wynalda	Riyadh, Saudi Arabia	9,500
10/15/92	Saudi Arabia (s)	0-3 L	–	Riyadh, Saudi Arabia	70,000
Champion: Argentina			Runner-up: Saudi Arabia	USA finish: 3rd place	



OLYMPIC HISTORY

HISTORY OF SOCCER PARTICIPATION

The first official men's Olympic soccer tournament dates back to the 1908 London Games, when Great Britain defeated Denmark to claim the first soccer gold medal. Since that time soccer has been part of every Olympic Games Program, with the exception of the 1932 Los Angeles Games. The 1940 and 1944 Olympic Games were canceled completely due to the political tensions surrounding World War II.

The United States has competed in the men's Olympic finals 13 times, including five straight tournaments from 1984 to 2000. In addition, the U.S. qualified for – but did not compete in – the 1980 Moscow Games following a boycott by the U.S. Olympic Committee. The U.S. missed out on qualifying for the 2004 Athens Olympics, but returned in 2008 after finishing second at the Concacaf qualifying event, which was held in the U.S. The U.S. men qualified for the 2024 Olympics with a dominant 3-0 win over host Honduras in the 2022 Concacaf U-20 Championship semifinal.

In 2012, the U.S. Women's National Team earned its third straight gold medal and fourth overall when it topped 2011 FIFA Women's World Cup champion Japan on Aug. 9 in front of more than 80,000 spectators at Wembley Stadium in London. The U.S. Men were eliminated in Concacaf qualifying in March, dropping to third place in their group following a late El Salvador goal in the closing seconds of a 3-3 draw on March 26.

Up until and including the 1988 Seoul Games, the Olympic soccer tournament was an unrestricted event, and thus the U.S. Olympic Soccer Team was essentially the U.S. National Team. However the tournament structure has changed since that time, and the restrictions on age and experience of players involved in Olympic competition has been under review by FIFA, which makes all tournament recommendations to the International Olympic Committee (IOC).

The 1992 Barcelona Games proved to be the turning point in the Olympic soccer tournament, when the tournament was competed as an under-23 event for the first time. Host Spain captured the title at Barcelona's famed Nou Camp Stadium in front of 95,000 jubilant fans. Spain's progress in the tournament aided struggling attendances in 1992, which were far lower than expected. There is little doubt that the poor attendance in Spain played a role in the changes made for the 1996 Atlanta Games.

Not only did Atlanta '96 signify the first time women's soccer was included in the Olympic Program, but the men's tournament was adapted from its under-23 format in 1992 to include three "overage" players. "Overage" players are those who were either over 23 years of age or who previously played in an Olympic Games soccer tournament. Claudio Reyna (who was age eligible in 1996, but had competed for the U.S. in 1992), Kasey Keller and Alexi Lalas were the USA's overage players in 1996.

In 2000, veteran defenders Jeff Agoos and Frankie Hejduk, as well as goalkeeper Brad Friedel, were selected as the USA's overage players, helping the team on an unprecedented tournament run, which saw the U.S. advance to the medal round before falling in the semifinals to a strong Spanish team.

For the 2008 Olympics in China, Brian McBride agreed to come out of international retirement and captained a team that included Under-23 stars Sacha Kljestan and Freddy Adu, who had paced the U.S. through qualifying. After a 1-0 victory against Japan in the first game, the U.S. was minutes away from upsetting reigning European champions Netherlands, but had to settle for a 2-2 tie after giving up a late free kick goal. In the third group game, eventual runner-up Nigeria took advantage of a third-minute red card by Michael Orozco and held on for a 2-1 win to send the U.S. home despite earning four points.

The U.S. Men finally clinched a return to the Olympic stage at Paris 2024 with a dominant performance at the 2022 Concacaf U-20 Championship. Using a new format that qualified teams to both the FIFA U-20 World Cup and Olympics, the USA punched its ticket back to the Olympics with an emphatic 3-0 win against host Honduras in front of a raucous over-capacity crowd.

After a 16-year absence the U.S. Men finally returned to the Olympic stage at Paris 2024. After dropping the opening match 3-0 to France, the USA rebounded as goals from Djordje Mihailovic, Walker Zimmerman, Gianluca Busio and Paxten Aaronson lifted the side to a 4-1 win against New Zealand. With advancement on the line in the group finale against Guinea, Mihailovic opened the scoring again, before a brace from Kevin Paredes lifted the USA to a 3-0 win and the Olympic Knockout Round for the first time since 2000. There, the USA fell 4-0 to eventual bronze medal winners Morocco.

The U.S. Women's National Team claimed the inaugural gold medal in women's competition at the Atlanta Games with a 2-1 victory over China before 76,481 fans on Aug. 1, 1996, in Athens, Ga. The attendance mark, which at the time was the largest crowd to ever watch a women's athletic event, set the stage for the incredibly successful Women's World Cup staged in the U.S. in 1999. The gold medal victory culminated an impressive five-game undefeated run through the tournament in which the U.S. Women played in front of packed crowds.

As they did in 1996, the U.S. Women had a strong run to the medal stand in 2000, winning the "Group of Death" that included China, Nigeria and Norway. In the Gold Medal match, a spirited Norway team refused to yield and eventually took home the gold with a thrilling 3-2 overtime triumph.

The 2004 Athens Games were a fitting end for a number of U.S. veterans, including Mia Hamm, Julie Foudy and Joy Fawcett, who went out of the sport as they came into it: as champions. The never-say-die team won both its semifinal and final matches in overtime, courtesy of a Heather O'Reilly strike against Germany and an Abby Wambach goal against Brazil to claim the gold.

Four years later, the U.S. came into the Olympics without Wambach, the team's top scorer who broke her leg in a preparation match. With Pia Sundhage leading the team into her first world championship as head coach, a new class of players including Hope Solo, Carli Lloyd and surprise leading scorer Angela Hucles led the team to gold with a 1-0 victory over Brazil.

In 2012, the U.S. Women went undefeated at 6-0-0 for the first time at an Olympic tournament. The USA's run included a thrilling come-from-behind victory in the semifinal against Canada, with Alex Morgan scoring the game-winner in the 123rd minute for the latest goal ever scored in a FIFA competition. In the gold medal match, Lloyd scored both U.S. goals against Japan and the USA became the first country – in either men's or women's soccer – to earn a fourth gold.

In 2016, the U.S. women defeated New Zealand 2-0 to open their Olympic tournament in Belo Horizonte, and went on to defeat France 1-0 before drawing Colombia 2-2 in Manaus to win the group. In the quarterfinal round, the USA fell to Sweden in penalty kicks following a 1-1 draw through regulation and extra time despite outshooting Sweden 27 to 6 and dominating much of the match. It was the first time in USWNT's history that the team did not medal at an Olympic tournament.

The U.S. Women returned to the podium in 2021, as the Tokyo 2020 Olympic and Paralympic Games were postponed one year due to the COVID-19 pandemic. The USA fell to Sweden in the opening match of group play but responded with a 6-1 win over New Zealand and a 0-0 draw against Australia to finish second in the group and advance to the knockout round. In the quarterfinal round, the USA defeated the Netherlands, 4-2 on penalty kicks, following a riveting 2-2 draw through regulation and extra time. After falling to Canada on a late penalty kick in the semifinal, the USWNT bounced back to win the bronze medal with a 4-3 win over Australia. It was the USWNT's sixth Olympic medal overall, the most of any country.

At the 2024 Olympics, the U.S. Women put together one of the best stories in women's soccer history, rebounding from a disappointing Women's World Cup in 2023 to win the program's fifth Olympic gold medal. The USA defeated Brazil, 1-0, in the gold medal match in Paris in new head coach Emma Hayes' 10th match at the helm and in just her 75th day on the job. The remarkable and inspirational run to Olympic gold was fueled by tremendously tough defense – the Americans allowed just two goals in the tournament while getting stellar tournaments from goalkeeper Alyssa Naeher and center back Naomi Girma – and the “Triple Espresso” forward line of Trinity Rodman, Sophia Smith and Mallory Swanson who combined for 10 of the USA's 12 goals and five of the nine assists. At least one member of the “Triple Espresso” scored in each game, with all three forwards producing historic moment in the knockout rounds, with Rodman scoring the winning goal in overtime of the 1-0 quarterfinal against Japan, Smith scoring the winning goal in overtime of the 1-0 semifinal against Germany and Swanson scoring the winning goal in the 1-0 win over Brazil in the final. It was the USWNT's seventh Olympic medal overall, the most of any country.

ALL-TIME OLYMPIC RESULTS
MEN'S OLYMPIC SOCCER TOURNAMENT

1924 - 1988	U.S. National Team U.S. National Team	Olympic finals record: 2-10-4 Olympic qualifying record: 18-10-8
1992 - present	U-23 National Team U-23 National Team	Olympic finals record: 6-7-6 Olympic qualifying record: 29-9-7

Paris 2024 - Finals

Date	Opponent	Result	U.S. Goals	Location	Attendance
Aug. 2, 2024	Morocco (q)	0-4 L	--	Paris, France	42,868
July 30, 2024	Guinea	3-0 W	Mihailovic, Paredes (2)	Saint-Etienne, France	6,246
July 27, 2024	New Zealand	4-1 W	Mihailovic, Zimmerman, Busio P. Aaronson	Marseille, France	9,468
July 24, 2024	France	0-3 L	--	Marseille, France	48,721

Paris 2024 - Qualifying

Date	Opponent	Result	U.S. Goals	Location	Attendance
July 3, 2022	Dominican Rep.	6-0 W	Wolff, Aaronson (2), Allen, McGlynn, Tsakiris	San Pedro Sula, Honduras	100
July 1, 2022	Honduras	3-0 W	Aaronson, Alvarado, Sullivan	San Pedro Sula, Honduras	16,500
June 28, 2022	Costa Rica	2-0 W	Aaronson (2)	San Pedro Sula, Honduras	500
June 25 2022	Nicaragua	5-0 W	Sullivan (2), Luna, OG, Neal	Tegucicalpa, Honduras	250
June 22, 2022	Cuba	3-0 W	Sullivan (3)	Tegucicalpa, Honduras	160
June 20, 2022	Canada	2-2 D	McGlynn, Cowell	Tegucicalpa, Honduras	110
June 18, 2022	St. Kitts & Nevis	10-0 W	Cowell, Clark, Wolff, Putstas Cuevas, Tsakiris (2), OG, Aaronson (2)	Tegucigalpa, Honduras	110

Tokyo 2021 - Qualifying

Date	Opponent	Result	U.S. Goals	Location	Attendance
March 28, 2021	Honduras	1-2 L	Yueill	Guadalajara, Mexico	n/a
March 24, 2021	Mexico	0-1 L	--	Guadalajara, Mexico	n/a
March 21, 2021	Dominican Rep.	4-0 W	Yueill, Dotson (2), Mihailovic	Guadalajara, Mexico	n/a
March 18, 2021	Costa Rica	1-0 W	Ferreira	Guadalajara, Mexico	n/a

Rio de Janeiro 2016 - Qualifying

Date	Opponent	Result	U.S. Goals	Location	Attendance
March 29, 2016	Colombia+	1-2 L	own goal	Frisco, Texas	7,998
March 25, 2016	Colombia+	1-1 T	Gil	Barranquilla, Colombia	--
Oct. 13, 2015	Canada	2-0 W	Pelosi, Kiesewetter	Sandy, Utah	4,760
Oct. 10, 2015	Honduras	0-2 L	--	Sandy, Utah	2,633
Oct. 6, 2015	Panama	4-0 W	own goal, Kiesewetter, Morris, Gil	Commerce City, Colo.	3,313
Oct. 3, 2015	Cuba	6-1 W	Kiesewetter (2), Carter-Vickers, Miazga, Hyndman, Hernandez	Kansas City Kan.	3,755
Oct. 1, 2015	Canada	3-1 W	Morris (2), Gil	Kansas City, Kan.	3,827

+ Matches against Colombia were an intercontinental playoff

London 2012 - Qualifying

Date	Opponent	Result	U.S. Goals	Location	Attendance
March 26, 2012	El Salvador	3-3 T	Terrence Boyd (2), Joe Corona	Nashville, Tenn.	7,889
March 24, 2012	Canada	0-2 L	--	Nashville, Tenn.	10,578
March 22, 2012	Cuba	6-0 W	Joe Corona (3), Juan Agudelo, own goal, Freddy Adu	Nashville, Tenn.	4,269

Beijing 2008 - Finals

Date	Opponent	Result	U.S. Goals	Location	Attendance
Aug. 13, 2008	Nigeria	1-2 L	Sacha Kljestan	Beijing, China	48,096
Aug. 10, 2008	Netherlands	2-2 T	Jozy Altidore, Sacha Kljestan	Tianjin, China	45,016
Aug. 7, 2008	Japan	1-0 W	Stuart Holden	Tianjin, China	37,177

Beijing 2008 - Qualifying

Date	Opponent	Result	U.S. Goals	Location	Attendance
March 23, 2008	Honduras	0-1 L	—	Nashville, Tenn.	12,663
March 20, 2008	Canada	3-0 W	Freddy Adu (2), Sacha Kljestan	Nashville, Tenn.	13,201
March 15, 2008	Honduras	1-0 W	Eddie Gaven	Tampa, Fla.	10,974
March 13, 2008	Panama	1-0 W	Freddy Adu	Tampa, Fla.	3,855
March 11, 2008	Cuba	1-1 T	Freddy Adu	Tampa, Fla.	4,259

Athens 2004 - Qualifying

Date	Opponent	Result	U.S. Goals	Location	Attendance
Feb. 12, 2004	Honduras	1-1 T (2-4 pk)	Alecko Eskandarian	Guadalajara, Mexico	45,000
Feb. 10, 2004	Mexico	0-4 L	—	Guadalajara, Mexico	60,000
Feb. 7, 2004	Honduras	4-3 W	Alecko Eskandarian (3), Kyle Beckerman	Guadalajara, Mexico	500
Feb. 5, 2004	Canada	2-0 W	Bobby Convey (2)	Guadalajara, Mexico	1,500
Feb. 3, 2004	Panama	4-3 W	Bobby Convey (2), Brad Davis, Landon Donovan	Guadalajara, Mexico	1,500

Sydney 2000 - Finals

Date	Opponent	Result	U.S. Goals	Location	Attendance
Sept. 29, 2000	Chile	0-2 L *	—	Sydney, Australia	26,381
Sept. 26, 2000	Spain	1-3 L *	Pete Vagenas	Sydney, Australia	39,800
Sept. 23, 2000	Japan	2-2 T (5-4 pk)	Josh Wolff, Pete Vagenas	Adelaide, Australia	18,345
Sept. 19, 2000	Kuwait	3-1 W	Danny Califf,	Melbourne, Australia	20,000
Sept. 16, 2000	Cameroon	1-1 T	Pete Vagenas, Chris Albright, Landon Donovan	Canberra, Australia	24,800
Sept. 13, 2000	Czechia	2-2 T	Chris Albright, Josh Wolff	Canberra, Australia	24,800

Sydney 2000 - Qualifying

Date	Opponent	Result	U.S. Goals	Location	Attendance
April 30, 2000	Honduras	1-2 L	Josh Wolff	Hershey, Pa.	12,126
April 28, 2000	Guatemala	4-0 W	Landon Donovan (2), John O'Brien, Josh Wolff	Hershey, Pa.	12,299
April 25, 2000	Canada	0-0 T	—	Hershey, Pa.	5,798
April 21, 2000	Honduras	3-0 W	Chris Albright (2), John Thorrington	Hershey, Pa.	11,229

Atlanta 1996 - Finals

Date	Opponent	Result	U.S. Goals	Location	Attendance
July 24, 1996	Portugal	1-1 T	Brian Maisonneuve	Washington, D.C.	58,012
July 22, 1996	Tunisia	2-0 W	Jovan Kirovski, Brian Maisonneuve	Birmingham, Ala.	45,687
July 20, 1996	Argentina	1-3 L	Claudio Reyna	Birmingham, Ala.	83,183

(The U.S. automatically qualified as host country for the 1996 Olympics)

OLYMPIC HISTORY

Barcelona 1992 - Finals

Date	Opponent	Result	U.S. Goals	Location	Attendance
July 29, 1992	Poland	2-2 T	Erik Imler, Steve Snow	Zaragoza, Spain	3,000
July 27, 1992	Kuwait	3-1 W	Dario Brose, Manny Lagos, Steve Snow	Zaragoza, Spain	4,500
July 24, 1992	Italy	1-2 L	Joe-Max Moore	Barcelona, Spain	18,000

Barcelona 1992 - Qualifying

Date	Opponent	Result	U.S. Goals	Location	Attendance
May 17, 1992	Canada	1-2 L	Steve Snow	Saint John, Canada	2,500
May 10, 1992	Canada	3-1 W	Steve Snow (2), Claudio Reyna	Bloomington, Ind.	6,582
April 26, 1992	Mexico	3-0 W	Steve Snow (2), Chris Henderson	Bethlehem, Pa.	13,927
April 19, 1992	Honduras	4-3 W	Claudio Reyna, Alexi Lalas, Steve Snow, Dante Washington	San Pedro Sula, Honduras	25,000
April 5, 1992	Honduras	4-3 W	Steve Snow (3), Yari Alnutt	St. Louis, Mo.	5,612
March 25, 1992	Mexico	2-1 W	Chris Henderson, Mike Lapper	Mexico City, Mexico	41,000
Aug. 25, 1991	Haiti	2-0 W	Dante Washington, Joe-Max Moore	Port-au-Prince, Haiti	n/a
June 23, 1991	Haiti	8-0 W	Curt Onalfo (2), Alexi Lalas (2), Dante Washington (2), Claudio Reyna, Manny Lagos	Colorado Springs, Colo.	2,198
July 20, 1991	Panama	7-1 W	D. Washington (2), Steve Snow, Chris Henderson, Curt Onalfo (2), Dario Brose	Dublin, Ohio	10,256
July 14, 1991	Panama	1-1 T	Dante Washington	Panama City, Panama	12,000

Seoul 1988 - Finals

Date	Opponent	Result	U.S. Goals	Location	Attendance
Sept. 22, 1988	Soviet Union	2-4 L	John Doyle, Brent Goulet	Taegu, South Korea	20,000
Sept. 20, 1988	Korea Republic	0-0 T	—	Pusan, South Korea	22,000
Sept. 18, 1988	Argentina	1-1 T	Mike Windischmann	Taegu, South Korea	18,500

Seoul 1988 - Qualifying

Date	Opponent	Result	U.S. Goals	Location	Attendance
May 25, 1988	El Salvador	4-1 W	Rick Davis, Brent Goulet (2), own goal	Indianapolis, Ind.	9,520
Oct. 18, 1987	El Salvador	4-2 W	Brent Goulet, Frank Klopas, Frank Klopas, Hugo Perez (2)	San Salvador, El Salvador	45,000
Sept. 20, 1987	Trinidad & Tob.	1-0 W	Hugo Perez	Port of Spain, Trinidad (est.)	10,000
Sept. 5, 1987	Trinidad & Tob.	4-1 W	John Stollmeyer, Brent Goulet (3)	St. Louis, Mo.	n/a
May 30, 1987	Canada	3-0 W	Paul Krumpke, Jim Gabarra	St. Louis, Mo.	n/a
May 23, 1987	Canada	0-2 L	—	Saint John, Canada	n/a

Los Angeles 1984 - Finals

Date	Opponent	Result	U.S. Goals	Location
Aug. 2, 1984	Egypt	1-1 T	own goal	Palo Alto, Calif.
July 31, 1984	Italy	0-1 L	—	Pasadena, Calif.
July 29, 1984	Costa Rica	3-0 W	Rick Davis (2), Jean Willrich	Palo Alto, Calif.

(The U.S. automatically qualified as host country for the 1984 Olympics)

Moscow 1980 - Qualifying

Date	Opponent	Result	U.S. Goals	Location
April 2, 1980	Suriname	2-4 L	Njego Pesa, Juli Vee	Paramaribo, Suriname
March 25, 1980	Costa Rica	1-1 T	Don Ebert	Edwardsville, Ill.
March 20, 1980	Costa Rica	1-0 W	Don Ebert	San Jose, Costa Rica
March 16, 1980	Suriname	2-1 W	Joseph Morrone, Don Ebert	Orlando, Fla.
Dec. 12, 1979	Bermuda	5-0 W	Rick Davis, Louis Nachoff, George Nachoff, Greg Villa, own goal	Ft. Lauderdale, Fla.
Dec. 2, 1979	Bermuda	3-0 W	Angelo DiBernardo, Rick Davis, Njego Pesa	Hamilton, Bermuda
June 3, 1979	Mexico	2-0 W ^	—	New York, N.Y.
May 23, 1979	Mexico	2-0 W ^	—	Leon, Mexico

Key: ^ forfeit

In 1979, the USA won its two qualification matches against Mexico by forfeit because Mexico illegally used professional players. The USA lost the actual matches 4-0 and 2-0.

Montreal 1976 - Qualifying

Date	Opponent	Result	U.S. Goals
Aug. 28, 1975	Mexico	2-4 L	George Chapla, Telmo Pires
Aug. 25, 1975	Mexico	0-8 L	—
April 27, 1975	Bermuda	2-0 W	Chris Bahr (2)
April 20, 1975	Bermuda	2-3 L	John Stremiau, Len Salvemini

Location
Wilmington, Del.
Toluca, Mexico
San Francisco, Calif.
Hamilton, Bermuda

Munich 1972 - Finals

Date	Opponent	Result	U.S. Goals	Location
Aug. 31, 1972	W. Germany	0-7 L	—	Munich, West Germany
Aug. 29, 1972	Malaysia	0-2 L	—	Ingolstadt, West Germany
Aug. 27, 1972	Morocco	0-0 T	—	Augsburg, West Germany

Munich 1972 - Qualifying

Date	Opponent	Result	U.S. Goals	Location
May 14, 1972	Jamaica	2-1 W	John Carenza, Manny Hernandez	St. Louis, Mo.
May 10, 1972	Mexico	2-2 T	Mike Seerey (2)	San Francisco, Calif.
April 25, 1972	Guatemala	2-1 W	Mike Seerey (2)	Miami, Fla.
April 16, 1972	Guatemala	2-3 L	Joey Hamm, John Carenza	Guatemala City,
Guatemala				
Jan. 23, 1972	Mexico	1-1 T	John Carenza	Guadalajara, Mexico
Jan. 16, 1972	Jamaica	1-1 T	Archie Roboostoff	Kingston, Jamaica
Sept. 18, 1971	El Salvador	1-0 W	Al Trost	Kingston, Jamaica
Aug. 22, 1971	Barbados	3-1 W	Buzz Demling, Al Trost, John Carenza	Bridgetown, Barbados
Aug. 15, 1971	El Salvador	1-1 T	Manny Hernandez	San Salvador, El Salvador
July 25, 1971	Barbados	3-0 W	Steve Gay (3)	Miami, Fla.
July 18, 1971	El Salvador	1-1 T	John Carenza	Miami, Fla.

Mexico City 1968 - Qualifying

Date	Opponent	Result	U.S. Goals	Location
May 27, 1967	Bermuda	0-1 L	—	Chicago, Ill.
May 21, 1967	Bermuda	1-1 T	Janos Benedek	Hamilton, Bermuda

Tokyo 1964 - Qualifying

Date	Opponent	Result	U.S. Goals	Location
March 20, 1964	Mexico	1-2 L	Carl Gentile	Mexico City, Mexico
March 18, 1964	Panama	4-2 W	Wolfgang Wostl, Carl Gentile (3)	Mexico City, Mexico
March 16, 1964	Suriname	0-1 L	—	Mexico City, Mexico

Rome 1960 - Qualifying

Date	Opponent	Result	U.S. Goals	Location
Nov. 22, 1959	Mexico	1-1 T	Eddie Murphy	Los Angeles, Calif.
Oct. 8, 1959	Mexico	0-2 L	—	Mexico City, Mexico

Melbourne 1956 - Finals

Date	Opponent	Result	U.S. Goals	Location
Nov. 28, 1956	Yugoslavia	1-9 L	Al Zerhusen	Melbourne, Australia

Helsinki 1952 - Finals

Date	Opponent	Result	U.S. Goals	Location
July 16, 1952	Italy	0-8 L	—	Tampere, Finland

London 1948 - Finals

Date	Opponent	Result	U.S. Goals	Location
Aug. 2, 1948	Italy	0-9 L	—	London, England

Berlin 1936 - Finals

Date	Opponent	Result	U.S. Goals	Location
Aug. 3, 1936	Italy	0-1 L	—	Berlin, Germany

Amsterdam 1928 - Finals

Date	Opponent	Result	U.S. Goals	Location
May 30, 1928	Argentina	2-11 L	Rudolf Kunter, Henry Carroll	Amsterdam, Holland

Paris 1924 - Finals

Date	Opponent	Result	U.S. Goals	Location
May 29, 1924	Uruguay	0-3 L	—	Paris, France
May 25, 1924	Estonia	1-0 W	A.J. Straden	Paris, France

ALL-TIME OLYMPIC RESULTS AND LINEUPS

Key:	Aug. 2, 2024 n. vs. Morocco ++ Paris, France: 0-4	July 30, 2024 n. vs. Guinea ++ Saint-Etienne, France: 4-1	July 27, 2024 n. vs. New Zealand ++ Marseille, France: 4-1	July 24, 2024 at France ++ Marseille, France: 0-3	July 3, 2022 n. vs. Dominican Rep. + San Pedro Sula, Honduras: 6-0
+ Olympic Qualifying ++ Olympic Games * Intercontinental Playoff	Schulte Harriel Zimmerman M. Robinson Tolkin (Wiley) McGlynn (Atencio) Tessmann (c) Mihalovic (McGuire) Paredes P. Aaronson (Cremaschi) Yow (Booth)	Schulte Harriel Zimmerman M. Robinson Tolkin Tessmann (c) Dietz (Atencio) Mihalovic-1 (McGlynn) Paredes-2 (Wiley) P. Aaronson (McGuire) Yow (Booth)	Schulte Harriel (Cremaschi) Zimmerman-1 M. Robinson Tolkin Busio-1 (McGlynn) Tessmann (c) Mihalovic-1 (Dietz) P. Aaronson-1 McGuire (Yow) Paredes (Booth)	Schulte Harriel Zimmerman M. Robinson Tolkin Busio (Dietz) Tessmann (c) Mihalovic (McGlynn) P. Aaronson (Yow) McGuire (Wiley) Paredes (Booth)	Brady (Carrera) Cuevas (c) Allen Craig (Ferkranus) Neal-1 Hopkins (Sullivan) T. Wolff-1 (C. Clark) Tsakiris-2 Aaronson-2 Luna Alvarado (McGlynn)
July 1, 2022 at Honduras + San Pedro Sula, Honduras: 3-0	June 28, 2022 n. vs. Costa Rica + San Pedro Sula, Honduras: 2-0	June 25, 2022 n. vs. Nicaragua + (OG) Tegucigalpa, Honduras: 5-0	June 22, 2022 n. vs. Cuba + Tegucigalpa, Honduras: 3-0	June 20, 2022 n. vs. Canada + Tegucigalpa, Honduras: 2-2	June 18, 2022 n. vs. St. Kitts & Nevis + (OG) Tegucigalpa, Honduras: 10-0
Brady Halliday Ferkranus Craig Cuevas (Allen) Edelman (c) Alvarado-1 (Tsakiris) McGlynn (Luna) Sullivan-1 (T. Wolff) Aaronson-1 (Hopkins) C. Clark	Brady Halliday Neal Craig Cuevas (c) Pukstas (Edelman) Alvarado Luna (McGlynn) Sullivan (Cowell) Aaronson-2 (T. Wolff) C. Clark (Tsakiris)	Brady Halliday Neal-1 Ferkranus Allen (Cuevas) Edelman McGlynn (Alvarado) Luna-1 (Hopkins) Sullivan-2 T. Wolff (Aaronson) Cowell (C. Clark)	Brady Cuevas (c) (Luna) Neal Craig Allen Pukstas Tsakiris Alvarado (McGlynn) Sullivan-3 (T. Wolff) Aaronson (Halliday) C. Clark (Cowell)	Brady Halliday Ferkranus Craig Cuevas Edelman (c) McGlynn-1 (Pukstas) Luna Sullivan (C. Clark) Aaronson (T. Wolff) Cowell-1	Carrera Cuevas-1 (c) (Halliday) Ferkranus Neal Allen Pukstas-1 (Luna) Tsakiris-2 Alvarado C. Clark-1 (Aaronson-2) T. Wolff-1 (McGlynn) Cowell-1 (Sullivan)
March 28, 2021 n. vs. Honduras + Guadalajara, Mexico: 1-2	March 24, 2021 at Mexico + Guadalajara, Mexico: 0-1	March 21, 2021 n. vs. Dominican Rep. + Guadalajara, Mexico: 4-0	March 18, 2021 n. vs. Costa Rica + Guadalajara, Mexico: 1-0	March 29, 2016 n. vs. Colombia (og) + Frisco, Texas: 1-2	March 25, 2016 vs. Colombia + at Barranquilla, Colombia: 1-1
Ochoa Herrera Kessler Glad Vines Yueil-1 @ Perea (Soto) Mihalovic (Saucedo) J. Lewis (Cardoso) Dixon (Tessmann) Ferreira	Ochoa Araujo Kessler Glad Herrera Perea (Yueil) Cardoso (J. Lewis) Mihalovic (c) Saucedo (Michel) Dixon (Tessmann) Soto (Ferreira)	Marcinkowski Araujo Kessler Glad Vines Cardoso (Dotson-2) Yueil-1 (c) (Tessmann) Perea Saucedo (Mihalovic-1) J. Lewis (Michel) Ferreira (Soto)	Ochoa Herrera Glad Pineda Vines Dotson (Cardoso) Yueil (c) Mihalovic (Perea) Michel (Saucedo) Ferreira-1 (Soto) J. Lewis (Araujo)	Acosta Miazga Parker Payne (Gil) Trapp Hyndman Arriola (Kiesewetter) Polster Morris (Shelton) Rodriguez	Horvath (Cropper) Acosta Miazga Parker E. Miller Trapp Polster Hyndman Gil-1 (Alashe) Rodriguez (Kiesewetter) Morris
Oct. 13, 2015 vs. Canada + @ Sandy, Utah: 2-0	Oct. 10, 2015 vs. Honduras + @ Sandy, Utah: 0-2	Oct. 6, 2015 vs. Panama + @ Commerce City, Colo.: 4-0 (og)	Oct. 3, 2015 vs. Cuba + @ Kansas City, Kan.: 6-1	Oct. 1, 2015 vs. Canada + @ Kansas City, Kan.: 3-1	March 26, 2012 vs. El Salvador + @ Nashville, Tenn.: 3-3
Horvath Miazga Carter-Vickers Pelosi-1 Kiesewetter-1 (Okwuonu) Alashe Trapp (c) Serna (Gil) Hernandez (Hyndman) Morris	Horvath Okwuonu (Ariyibi) Miazga Carter-Vickers Serna Polster Hyndman (Alashe) Trapp (c) Zelalem (Pelosi-1) Kiesewetter Gil (Hernandez) Morris	Horvath Zelalem (Morris-1) Tall (Kiesewetter-1) Hernandez Ariyibi	Steffen Polster (Ariyibi) Miazga-1 Carter-Vickers-1 Okwuonu Gil Trapp (c) Zelalem (Pelosi-1) Hyndman-1 Kiesewetter-2 (Tall) Morris (Hernandez-1)	Steffen Polster (Pelosi) Miazga Carter-Vickers Serna Alashe (Okwuonu) Trapp (c) Zelalem (Pelosi) Hyndman (Gil-1) Kiesewetter Morris-2	Hamid (S. Johnson) Sarkodie Opara Kitchen Villafana Okugo Adu (c) Gyau Boyd-2 Shea
March 24, 2012 vs. Canada + @ Nashville, Tenn.: 0-2	March 22, 2012 vs. Cuba + (og) @ Nashville, Tenn.: 6-0	Aug. 13, 2008 vs. Nigeria ++ @ Beijing, China: 1-2	Aug. 10, 2008 vs. Netherlands ++ @ Tianjin, China: 2-2	Aug. 7, 2008 vs. Japan ++ @ Tianjin, China: 1-0	March 23, 2008 vs. Honduras + @ Nashville, Tenn.: 0-1
Hamid Valentin Opara Kitchen Villafana Jeffrey (Okugo) Diskerd Corona (Gyau) Adu (c) Bunbury (Boyd) Shea	Hamid Sarkodie Opara Kitchen Valentin Jeffrey (Okugo) Diskerd Corona-3 Adu-1 (c) Agudelo-1 (Bunbury) Shea (Gyau)	Guzan Wynne Edu Parkhurst Orozco Fiscal Holden (Davies) Kijestan-1 Szetela (McCarty) McBride (c) Altitude (Feilhaber)	Guzan Wynne Edu Parkhurst Orozco Fiscal Holden-1 Bradley Kijestan-1 Rogers (Altitude-1) Adu (Feilhaber) McBride (c)	Guzan Wynne Edu Parkhurst Orozco Fiscal Holden-1 (Feilhaber) Bradley Kijestan Rogers (Szetela) Adu McBride (c) (Altitude)	Cervi Hill Orozco Fiscal Ianni Freeman (Edu) Holden (Wynne) Kijestan (c) Sturgis Gaven Barrett (Altitude) Findley
March 20, 2008 vs. Canada + @ Nashville, Tenn.: 3-0	March 15, 2008 vs. Honduras + @ Tampa, Fla.: 1-0	March 13, 2008 vs. Panama + @ Tampa, Fla.: 1-0	March 11, 2008 vs. Cuba + @ Tampa, Fla.: 1-1	Feb. 12, 2004 vs. Honduras + @ Guadalajara, Mex.: 1-1 (2-4 pk)	Feb. 10, 2004 vs. Mexico + @ Guadalajara, Mexico: 0-4
Seitz Wynne Orozco Fiscal Spector Sturgis Kijestan-1 (Findley) Edu (c) McCarty Holden Adu-2 (Gaven) Altitude (Davies)	Hill Orozco Fiscal Ianni Freeman Zizzo (Davies) Holden Kijestan (c) (McCarty) Gaven-1 Barrett Findley	Wynne Orozco Fiscal Sturgis Edu (c) Holden McCarty Kijestan Gaven (Zizzo) Adu-1 (Findley) Altitude (Davies)	Seitz Ianni Sturgis Freeman Hill Davies (Barrett) McCarty Edu (c) Findley (Gaven) Adu-1 Altitude (Kijestan)	Warren Wingert (Marshall) Burciaga Stokes Pause (c) Beckerman Carroll Davis Gaven Donovan (c) Eskandarian-1	Countess Wingert (Beckerman) Marshall Borchers Lewis Pause Beasley Davis (Gaven) Convey Donovan (c) Johnson (Eskandarian)
Feb. 7, 2004 vs. Honduras + @ Guadalajara, Mexico: 4-3	Feb. 5, 2004 vs. Canada + @ Guadalajara, Mexico: 2-0	Feb. 3, 2004 vs. Panama + @ Guadalajara, Mexico: 4-3	Sept. 29, 2000 vs. Chile ++ @ Sydney: 0-2	Sept. 26, 2000 vs. Spain ++ @ Sydney: 1-3	Sept. 23, 2000 vs. Japan ++ (5-4 pk) @ Adelaide: 2-2
Warren Wingert Burciaga Borchers Stokes Beckerman-1 (c) (Pause) Carroll Lewis Gaven Testo Eskandarian-3	Countess Wingert Marshall Borchers Lewis Beckerman Beasley Carroll Convey-2 (Davis) Donovan (c) (Testo) Johnson (Gaven)	Countess Whitbread (Burciaga) Marshall Borchers Wingert Beckerman Beasley Davis-1 (Pause) Convey-2 Donovan-1 (c) Eskandarian (Johnson)	Friedel Agos Dunsteth (c) Califf (Donovan) Hejduk O'Brien Vagenas Albright (Victorine) Olson Casey Wolff	Friedel Agos McCarty (c) Califf Hejduk O'Brien Vagenas-1 Albright (Victorine) Corrales (Donovan) Casey Wolff	Friedel Agos McCarty (c) Califf Hejduk O'Brien (Whitfield) Vagenas-1 Albright (Victorine) Corrales (Donovan) Casey Wolff-1

Sept. 19, 2000 vs. Kuwait ++ @ Melbourne: 3-1 Friedel McCarty (c) Califf-1 Hejduk O'Brien Vagenas Albright-1 Olsen (DiGiamarino) Casey (Donovan-1) Wolff	Sept. 16, 2000 vs. Cameroon ++ @ Canberra: 1-1 Friedel Agoos McCarty (c) Califf Hejduk O'Brien Vagenas-1 Albright Olsen Casey Wolff	Sept. 13, 2000 vs. Czechia ++ @ Canberra: 2-2 Friedel Agoos McCarty (c) Califf Hejduk O'Brien Vagenas Albright-1 (Corrales) Olsen Casey Wolff-1	April 30, 2000 vs. Honduras + @ Hershey, Pa.: 1-2 Howard Cherundolo Califf McCarty (c) Corrales (Denton) O'Brien Beasley Thorrrington (Olsen) Vagenas Wolff-1 Donovan (Albright)	April 28, 2000 vs. Guatemala + @ Hershey, Pa.: 4-0 A. Brown Cherundolo Califf McCarty (c) Corrales (Denton) O'Brien-1 Donovan-2 Olsen Vagenas Wolff-1 (Beasley) Albright (Casey)	April 25, 2000 vs. Canada + @ Hershey, Pa.: 0-0 Howard Cherundolo Dunseth (c) McCarty (Califf) Corrales O'Brien Thorrrington Olsen Vagenas (Winters) Casey Albright (Wolff)
April 21, 2000 vs. Honduras + @ Hershey, Pa.: 3-0 A. Brown Cherundolo Dunseth (c) McCarty Corrales O'Brien Beasley (Thorrrington-1) Olsen Vagenas (Winters) Casey (Wolff) Albright-2	July 24, 1996 vs. Portugal ++ @ Washington, D.C.: 1-1 Keller Pope Lalas Peay (Pollard) Hejduk Maisonneuve-1 (McKeon) Reyna Silvera (Wood) Joseph Baba Kirovski	July 22, 1996 vs. Argentina ++ @ Birmingham: 2-0 Keller Pope Lalas Peay Hejduk Maisonneuve-1 Reyna Silvera Joseph Baba Kirovski-1 (Wood)	July 20, 1996 vs. Argentina ++ @ Birmingham: 1-3 Keller Pope Lalas Peay (Vargas) Imier-1 Maisonneuve Reyna-1 Silvera (McKeon) Baba Kirovski Wood (Joseph)	July 29, 1992 vs. Poland ++ @ Zaragoza: 2-2 Friedel Onalfo Lalas (Moore) Lapper Imier-1 Huwiler Allnutt Reyna Burns Lagos (Jones) Snow-1	July 27, 1992 vs. Kuwait ++ @ Zaragoza: 3-1 Friedel Onalfo Rast Lapper Burns Huwiler Brose-1 (Lagos-1) Reyna Jones (Allnutt) Reyes Snow-1
July 24, 1992 vs. Italy ++ @ Barcelona: 1-2 Friedel Rast Dayak (Moore-1) Lapper Imier Huwiler Burns Reyna Allnutt Jones Washington	May 17, 1992 vs. Canada + @ Saint John: 1-2 Friedel Imier Huwiler Lalas Dayak Allnutt-1 Moore Burns Reyna Washington (Harty) Snow	May 10, 1992 vs. Canada + @ Bloomington: 3-1 Friedel Imier Harty Lapper Lalas Huwiler Burns Reyna-1 (Moore) Jones (Allnutt) Snow-2 Henderson	April 26, 1992 vs. Mexico + @ Bethelheim: 3-0 Friedel Rast Lalas Lapper Huwiler (Moore) Imier Burns Henderson-1 Reyna Jones Snow-2	April 19, 1992 vs. Honduras + @ San Pedro Sula: 4-3 Friedel Rast Lalas-1 Lapper Burns Imier Allnutt Reyna-1 (Moore) Huwiler (Jones) Henderson Snow-1 Washington-1	April 5, 1992 vs. Honduras + @ St. Louis: 4-3 Friedel Rast Lapper Burns Imier Allnutt-1 Henderson Reyna Jones (Lalas) Snow-3 Washington (Brose)
March 25, 1992 vs. Mexico + @ Mexico City: 2-1 Friedel Rast Lalas Lapper-1 Burns Henderson-1 Reyna Jones (Allnutt) Washington Snow	Aug. 25, 1991 vs. Haiti + @ Port-au-Prince: 2-0 Friedel Imier Rast Lapper Harty (Allnutt) Jones Burns Onalfo Moore-1 (Jaguande) Washington-1 Snow	July 20, 1991 vs. Panama + @ Dublin: 7-1 Friedel Imier Lalas Dayak Henderson-1 (Rast) Allnutt Onalfo-2 Brose-1 Washington-2 Snow-1 (Reyna)	July 14, 1991 vs. Panama + @ Colorado Springs: 1-1 Friedel Imier Dayak Lapper Lalas Hardy Henderson Onalfo (Reyna) Burns (Lagos) Brose Washington-1	June 23, 1991 vs. Haiti + @ Colorado Springs: 8-0 Friedel Dayak Huwiler Lalas-2 Lapper Harty Onalfo-2 Brose Burns Reyna-1 (Lagos-1) Washington-2	Sept. 22, 1988 vs. Soviet Union ++ @ Taegu, S. Korea: 2-4 Vanole Doyle-1 Kain Caligiuri Krumpke (Armstrong) R. Davis Stollmeyer (Goulet-1) Bliss B. Murray Klopas Vermes
Sept. 20, 1988 vs. Korea Republic ++ @ Pusan: 0-0 Vanole Armstrong Crow Caligiuri Krumpke R. Davis Ramos (Doyle) Bliss Harkes (Stollmeyer) Goulet Klopas	Sept. 18, 1988 vs. Argentina ++ @ Taegu, S. Korea: 1-1 Vanole Armstrong Crow Caligiuri Krumpke R. Davis Ramos (Harkes) Bliss B. Murray Goulet (Windischmann-1) Vermes	May 25, 1988 vs. El Salvador + (og) @ Indianapolis, Ind.: 4-1 Vanole Diffley Trittschuh Krumpke Doyle R. Davis-1 Ramos (Borja) B. Murray Goulet-2 Gabarra Vermes	Oct. 18, 1987 vs. El Salvador + @ El Salvador: 4-2 Vanole Doyle Trittschuh Windischmann Crow R. Davis Krumpke Bliss Goulet-1 (J. Kerr) Perez-2 Klopas-1 (Eichmann)	Sept. 20, 1987 vs. Trinidad & Tobago + @ Port of Spain: 1-0 Vanole Banks Trittschuh Windischmann Crow Stollmeyer (R. Davis) Krumpke Bliss Goulet Perez-1 (Eichmann) Gabarra	Sept. 5, 1987 vs. Trinidad & Tobago + @ St. Louis: 4-1 Vanole Banks Trittschuh Windischmann Crow Stollmeyer-1 Kain Bliss (R. Davis) Goulet-3 Perez Klopas (Hantak)
May 30, 1987 vs. Canada + @ St. Louis: 3-0 Vanole Krumpke-2 Trittschuh Windischmann Doyle Bliss Borja (Eichmann) Harkes Gabarra-1 Goulet B. Murray	May 23, 1987 vs. Canada + @ St. John: 0-2 Vanole Krumpke Trittschuh Windischmann Bliss Caligiuri Eichmann (B. Murray) Harkes Gabarra Goulet Gjonbalaj (Klopas)	Aug. 2, 1984 vs. Egypt ++ (og) @ Palo Alto, Calif.: 1-1 Brcic Savage G. Thompson Crow Kapp Durgan (Perez) Fox A. DiBernardo Borja R. Davis Moyers	July 31, 1984 vs. Italy ++ @ Pasadena, Calif.: 0-1 Brcic Savage G. Thompson Kapp Kapp (Hooker) Borja Moyers R. Davis Perez Crow (Fox) Willich	July 29, 1984 vs. Costa Rica ++ @ Palo Alto, Calif.: 3-0 Brcic Savage G. Thompson Kapp Crow Borja (Hooker) A. DiBernardo R. Davis-2 Perez (Fox) Willich-1 Moyers	April 2, 1980 vs. Suriname + @ Paramaribo: 2-4 Coffee J. Clarke Salvemini Lignos Hayes Van der Beck Vigliotti Pesa-1 Villa Ebert Vee-1
March 25, 1980 vs. Costa Rica + @ Edwardsville: 1-1 Coffee J. Clarke Keough Lawson Bellinger Van der Beck Morrone A. DiBernardo L. Nanchoff Ebert-1 Villa	March 20, 1980 vs. Costa Rica + @ San Jose: 1-0 Coffee J. Clarke McKeon T. Keough Bellinger Van der Beck Morrone A. DiBernardo L. Nanchoff Ebert-1 Villa	March 16, 1980 vs. Suriname + @ Orlando, Fla.: 2-1 Coffee J. Clarke McKeon T. Keough Bellinger Van der Beck Morrone-1 A. DiBernardo L. Nanchoff Ebert-1 Villa	Dec. 12, 1979 vs. Bermuda + (og) @ Ft. Lauderdale: 5-0 (og) Coffee Makowski T. Keough McKeon Bellinger Van der Beck R. Davis-1 Hulcer L.Nanchoff-1 (G.Nanchoff-1) Pesa Villa-1	Dec. 2, 1979 vs. Bermuda + @ Hamilton: 3-0 Coffee Makowski T. Keough McKeon Bellinger Hulcer A. DiBernardo-1 R. Davis-1 L. Nanchoff Villa	June 3, 1979 vs. Mexico + @ New York: 2-0 (forfeit) Brcic Coffee J. Clarke T. Keough Makowski Leeper Van der Beck DiBernardo (MacWilliams) Villa Ebert (Hayes) Stamatis

May 23, 1979
vs. Mexico +
@ Leon: 2-0 (forfeit)
Bric
J. Clarke
Morone
G. Nanchoff
Van der Beck
R. Davis
Hulcer
Villa (L. Nanchoff)
Ebert
MacWilliams (Leeper)

Aug. 28, 1975
vs. Mexico +
@ Wilmington: 2-4
Kuykendall
J. Clarke
Chapla-1
Pires-1
Myernick (O'Sullivan)
Salvemini
Garibay
Welsh
Wit
Formoso
Stremiau

Aug. 25, 1975
vs. Mexico +
@ Toluca: 0-8
St. Clair
Zyker
Myernick (Welsh)
Chapla
Hudson
Hudson
Pires
Garibay
Stremiau
Salvemini
Wit
Pires (Garibay)
Formoso

April 27, 1975
vs. Bermuda +
@ San Francisco: 2-0
St. Clair
Zyker
Myernick
Hudson
Hudson
Pires
Garibay
Stremiau
Ch. Bahr-2
Wit
Salvemini
Welsh

April 20, 1975
vs. Bermuda +
@ Hamilton: 2-3
Kuykendall
Zyker
Myernick
Hudson
Hudson
Pires
Garibay
Welsh
Stremiau-1
Wit
Salvemini-1
Formoso

Aug. 31, 1972
vs. West Germany ++
@ Munich: 0-7
Messing
Ca. Bahr
Zyker
Hamm
Stemke
Stam
Roboostoff
Trost
Gay (Zyker)
Demling
Flater (Margulis)

Aug. 29, 1972
vs. Malaysia ++
@ Ingolstadt: 0-2
Ivanow
Ca. Bahr
Bocwinski
Demling (Hamm)
Stemke
Stam
Roboostoff
Seerey
Carenza (Gay)
Hernandez
H. Salcedo

Aug. 27, 1972
vs. Morocco ++
@ Augsburg: 0-0
Ivanow
Ca. Bahr
Bocwinski
Demling (Trost)
Stemke
Stam
Roboostoff
Seerey
Carenza
Hernandez
H. Salcedo

May 14, 1972
vs. Jamaica +
@ St. Louis: 2-1
Ivanow
Ca. Bahr
Bocwinski
Hamm
Stemke
Stam
Roboostoff
Seerey
Carenza-1
Demling
Hernandez-1

May 10, 1972
vs. Mexico +
@ San Francisco: 2-2
Messing
Ca. Bahr
Bocwinski
Demling
Stemke
Stam
Gay
Seerey-2
Carenza
Hamm
Hernandez

April 25, 1972
vs. Guatemala +
@ Miami: 2-1
Ivanow
Ca. Bahr
Bocwinski
Hamm
Stemke
Stam
Flater
Seerey-2
Carenza
Demling
Gay

April 16, 1972
vs. Guatemala +
@ Guatemala City: 2-3
Messing
Ca. Bahr
Bocwinski
Trost (Hamm-1)
Stemke
Stam
Roboostoff
Seerey
Carenza-1
Demling
Hernandez

Jan. 23, 1972
vs. Mexico +
@ Guadalajara: 1-1
Messing
Ca. Bahr
Bocwinski
Trost
Stemke
Stam
Roboostoff
Seerey
Carenza-1
Demling
Hernandez

Jan. 16, 1972
vs. Jamaica +
@ Kingston: 1-1
Messing
Ca. Bahr
Bocwinski
Trost
Stemke
Stam
Roboostoff-1
Seerey
Carenza
Demling
Hernandez

Sept. 18, 1971
vs. El Salvador + (6-5 Pks)
@ Kingston, Jamaica: 1-1
Messing
Ca. Bahr
Bocwinski
Stam
Stemke
Hamm
Roboostoff
Trost-1
Carenza
Ziaja
Hernandez

Aug. 22, 1971
vs. Barbados +
@ Bridgetown: 3-1
Messing
Ca. Bahr
Bocwinski
Stam
Stemke
Demling-1
Gay
Trost-1
Carenza-1
H. Salcedo
Hernandez

Aug. 15, 1971
vs. El Salvador +
@ San Salvador: 1-1
Messing
Ca. Bahr
Bocwinski
Stam
Stemke
Demling
Zyker
Trost
Carenza
H. Salcedo
Hernandez-1

July 25, 1971
vs. Barbados +
@ Miami: 3-0
Messing
Ziaja (Woolfe)
Bocwinski
Stam
Stemke
Demling
Gay-3
Trost
Carenza
H. Salcedo
Zyker (Hernandez)

July 18, 1971
vs. El Salvador +
@ Miami: 1-1
Messing
Zyker
Bocwinski
Demling
Stemke
Stam
Blake
Trost
Carenza-1
Margulis
Hernandez

May 27, 1967
vs. Bermuda +
@ Chicago: 0-1
Ivanow
Stam
Watson
Stemke
Gansler
Ficken
Tuchschere
Brand
Kinealy
Roboostoff
Benedek

May 21, 1967
vs. Bermuda +
@ Hamilton: 1-1
DeLong (Ivanow)
Watson
Stam
Kralj
Gansler
Stemke
Benedek-1
Roboostoff
Getzinger (Kinealy)
Ficken
Tuchschere

March 20, 1964
vs. Mexico +
@ Mexico City: 1-2
DeLong
Krasij
Gansler
Eppy
Watson
Bachmeier
Wostl
Bachmeier
Schweinert
P. McBride
Gentile-1
DeFort

March 18, 1964
vs. Panama +
@ Mexico City: 4-2
DeLong
Krasij
Watson
Zucker
Wostl-1
Eppy
Bachmeier
P. McBride
Gentile-3
Wolanow
Schweinert

March 16, 1964
vs. Suriname +
@ Mexico City: 0-1
DeLong
Krasij
Watson
Bachmeier
Wostl
Eppy
Getzinger
DeFort
Wolanow
P. McBride
Hausmann

Nov. 22, 1959
vs. Mexico +
@ Los Angeles: 1-1
Otoobini
Wecke
Specs
Snylyk
Ruscheinski
Ely
Ganger
Guild
E. Murphy-1
Looby
Zerhusen

Oct. 8, 1959
vs. Mexico +
@ Mexico City: 0-2
Otoobini
Wecke
Specs
Snylyk
Ruscheinski
Ely
Cook
Grabowski
Mendoza
Ganger
Zerhusen

Nov. 28, 1956
vs. Yugoslavia ++
@ Melbourne, Australia: 1-9
Engedal
Wecke
Conterio
Snylyk
H. Keough
Dorian
E. Murphy
Mendoza
Zerhusen-1
Looby
Monsen

July 16, 1952
vs. Italy ++
@ Tampere, Finland: 0-8
Burkhardt
Schaller
H. Keough
Sheppell
Colombo
McHugh
Monsen
J. Souza
Surock
Mendoza
Cook

Aug. 2, 1948
vs. Italy ++
@ London, England: 0-9
Strimel
Rego Costa
M. Martin
Colombo
Ferreira
W. Bahr
Beckman
J. Souza
Bertani
McLaughlin
E. Souza

Aug. 3, 1936
vs. Italy ++
@ Berlin, Germany: 0-1
Barfkus
Greiner
Zbilowski
Crockett
Pietras
Altomero
Gajda
Nemchick
Lutkeffedder
Fiedler
Ryan

May 30, 1928
vs. Argentina ++
@ Amsterdam: 2-11
A. Cooper
Duffy
H. Smith
Ryan
Lyons
Aitken
Findlay
Deal
Kuntner-1
Carroll-1
Gallagher

May 29, 1924
vs. Uruguay ++
@ Paris: 0-3
Douglas
I. Davis
O'Connor
Johnson
Hornberger
F. Jones
Findlay
Wells
Straden
Farrell
Dalrymple

May 25, 1924
vs. Estonia ++
@ Paris: 1-0
Douglas
I. Davis
Rudd
F. Jones
Hornberger
O'Connor
Findlay
Brix
Straden-1
Farrell
Dalrymple

All-Time U.S. Olympic Soccer Appearances

1924-1956:

Full U.S. National Team (games also count as full international caps)

1960-1988:

Full U.S. National Team (games do not count as full international caps)

1992-present:

Under-23 National Team (plus overage player stipulations)

Player	Caps	Goals	Era
Aaronson, Paxten	11	8	2022-24
Acosta, Kellyn	2	0	2016
Adu, Freddy	8	5	2008-12
Agoos, Jeff	6	0	2000
Agudelo, Juan	1	1	2012
Aitken, Robert	1	0	1928
Alashe, Fatai	4	0	2015-16
Albright, Chris	10	4	2000
Allen, Noah	5	0	2022-
Allnutt, Yari	9	1	1991-92
Altemose, Charles	1	0	1936
Altidore, Jozy	7	1	2008
Alvarado, Alejandro	6	1	2022
Araujo, Julian	3	0	2021
Ariybi, Gboli	3	0	2015
Arriola, Paul	1	0	2016
Armstrong, Desmond	3	0	1988
Atencio, Josh	2	0	2024
Baba, Imad	3	0	1996
Bahr, Casey	12	0	1971-72
Bahr, Chris	1	2	1973
Bahr, Walter	1	1	1948
Banks, Jimmy	2	0	1987
Barrett, Chad	3	0	2008
Bartkus, Francis	1	0	1936
Beasley, DaMarcus	6	0	2000-04
Beckerman, Kyle	5	1	2004
Beckman, Raymond P.	1	0	1948
Bellinger, Tony	5	0	1977-80
Benedek, Janos	2	1	1967
Bertani, William J.	1	0	1948
Blake, Jack	1	0	1971
Bliss, Brian	8	0	1984-88
Bocwinski, John	13	0	1971-72
Booth, Taylor	4	0	2024
Borchers, Nat	4	0	2004
Borja, Hernan "Chico"	5	0	1984-88
Boyd, Terrence	2	2	2012
Bradley, Michael	2	0	2008
Brand, Otto	1	0	1967
Brady, Chris	6	0	2022
Brcic, David	5	0	1979-84
Briz, Aage	1	0	1924
Brose, Dario	5	2	1991-92
Brown, Adin	2	0	2000
Burciaga, Jose	3	0	2004
Burkard, Robert	1	0	1952
Burns, Michael	12	0	1991-92
Busio, Gianluca	2	1	2024
Califf, Danny	9	1	2000
Caligiuri, Paul	4	0	1987-88
Cardoso, Johnny	4	0	2021
Carenza, John	13	5	1971-72
Carrera, Antonio	2	0	2022
Carroll, Brian	3	0	2004
Carroll, Henry	1	1	1928
Carter-Vickers, Cameron	5	1	2015
Casey, Conor	6	0	2000

Player	Caps	Goals	Era
Cervi, Dominic	2	0	2008
Chapla, George	2	1	1975
Cherundolo, Steve	4	0	2000
Clark, Caden	7	1	2022
Clarke, Joe	8	0	1975-80
Coffee, Paul	6	0	1979-80
Colombo, Charles M.	2	0	1948-52
Conterio, William	1	0	1956
Convey, Bobby	3	4	2004
Cook, Elwood	2	0	1952-59
Cooper, Albert	1	0	1928
Corona, Joe	3	4	2012
Corrales, Ramiro	6	0	2000
Countess, D.J.	3	0	2004
Cowell, Cade	5	2	2022
Craig, Brandon	5	0	2022
Cremaschi, Benjamin	2	0	2024
Crockett, James	1	0	1936
Crow, Kevin	9	0	1984-88
Crudo, Tony	1	0	1979
Cuevas, Mauricio	7	1	2022-
Dalrymple, Sam	2	0	1924
Davies, Charlie	5	0	2008
Davis, Brad	4	1	2004
Davis, Irving	2	0	1924
Davis, Rick	13	5	1979-88
Dayak, Troy	5	0	1991-92
Deal, John	1	0	1928
DeFort, Leo	2	0	1964
DeLong, Gary	4	0	1963-67
Demling, Buzz	14	1	1971-72
Denton, Eric	2	0	2000
DiBernardo, Angelo	8	1	1979-84
Dietz, Maximillian	3	0	2024
DiGiamarino, Joey	1	0	2000
Diffley, John	1	0	1988
Diskrud, Mix	3	0	2012
Donovan, Landon	10	4	2000-04
Dorian, George	1	0	1956
Dotson, Hassani	4	2	2021
Douglas, James	2	0	1924
Doyle, John	5	1	1987-88
Duffy, John	1	0	1928
Dunseth, Brian	3	0	2000
Durgan, Jeff	1	0	1984
Ebert, Don	6	3	1979-80
Edelman, Daniel	4	0	2022
Edu, Maurice	7	0	2008
Eichmann, Eric	4	0	1987
Ely, Alex	2	0	1959
Engedal, Svend	1	0	1956
Eppy, William	3	0	1964
Eskandarian, Alecko	4	4	2004
Farrell, Harry	2	0	1924
Feilhaber, Benny	3	0	2008
Ferkranus, Marcus	5	0	2022
Ferreira, Jesús	4	1	2021
Ferreira, Joe	1	0	1948

Player	Caps	Goals	Era
Ficken, Dieter	2	0	1967
Fiedler, William	1	0	1936
Findlay, William	3	0	1924-28
Findley, Robbie	5	0	2008
Flater, Mike	2	0	1972
Formoso, Santiago	3	0	1975
Fox, Mike	3	0	1984
Freeman, Hunter	3	0	2008
Friedel, Brad	18	0	1991-00
Gabarra, Jim	4	1	1987-88
Gajda, Andrew	1	0	1936
Gallagher, James	1	0	1928
Ganger, Rolf	2	0	1959
Gansler, Robert	3	0	1967
Garibay, Polla	4	0	1975
Gaven, Eddie	9	1	2004-08
Gay, Steve	6	3	1971-72
Gentile, Carl	2	4	1964
Getzinger, Rudy	2	0	1963-67
Gil, Luis	5	2	2015
Gjonbalaj, Sadri	1	0	1987
Glad, Justen	3	0	2021
Goulet, Brent	9	7	1987-88
Grabowski, Gene	1	0	1959
Greinert, Frank	1	0	1936
Guild, Alex	1	0	1959
Guzan, Brad	3	0	2008
Gyau, Joe	3	0	2012
Halliday, Michael	6	0	2022
Hamid, Bill	3	0	2012
Hamm, Joey	7	1	1971-72
Hantak, Ted	1	0	1987
Harriel, Nathan	4	0	2024
Harkes, John	4	0	1987-88
Harty, Rhett	4	0	1991-92
Hausemann, Larry	1	0	1964
Hayes, John	2	0	1979-80
Hejduk, Frankie	9	0	1996-00
Henderson, Chris	7	3	1991-92
Hernandez, Alonso	4	1	2015
Hernandez, Manny	12	2	1971-72
Herrera, Aaron	3	0	2021
Hill, Kamani	2	0	2008
Holden, Stuart	7	1	2008
Hooker, Jeff	2	0	1984
Hopkins, Jackson	3	0	2022
Hornberger, Raymond	2	0	1924
Horvath, Ethan	5	0	2015-16
Howard, Tim	2	0	2000
Hudson, Bruce	3	0	1975
Hulcer, Larry	3	0	1979
Huwiler, Mike	8	0	1991-92
Hyndman, Emerson	7	1	2015-16
Ianni, Patrick	3	0	2008
Imler, Erik	11	1	1991-92
Ivanow, Mike	6	0	1967-72
Jeffrey, Jared	2	0	2012
Johnson, Eddie	4	0	2004
Johnson, Sean	1	0	2012
Jones, Cobi	8	0	1992
Jones, F. Burke	2	0	1924
Joseph, Miles	3	0	1996
Kain, Tom	1	0	1987
Kapp, Erhardt	3	0	1984
Keller, Kasey	3	0	1996

Player	Caps	Goals	Era
Keough, Harry	2	0	1952-56
Keough, Ty	5	0	1979-80
Kerr, John, Jr.	1	0	1987
Kessler, Henry	3	0	2021
Kieswetter, Jerome	7	4	2015-16
Kinealy, Jack	2	0	1967
Kirovski, Jovan	3	1	1996
Kitchen, Perry	3	0	2012
Kljestan, Sacha	8	3	2008
Klopas, Frank	5	1	1987-88
Krasij, Myron	4	0	1967
Krumpe, Paul	8	2	1987-88
Kuntner, Rudolf F.	1	1	1928
Kuykendall, Kurt	2	0	1975
Lagos, Manuel	4	2	1991-92
Lalas, Alexi	13	3	1991-96
Lapper, Mike	6	1	1991-92
Lawson, Doc	1	0	1980
Leeper, Curtis	1	0	1979
Lewis, Jonathan	4	0	2021
Lewis, Ricky	3	0	2004
Lignos, John	1	0	1980
Looby, William	2	0	1956-59
Luna, Diego	7	1	2022
Lutkefedder, Fred	1	0	1936
Lyons, Jack P.	1	0	1928
MacWilliams, Dave	2	0	1979
Maisonneuve, Brian	3	2	1996
Makowski, Greg	4	0	1979
Marcinkowski, JT	1	0	2022
Margulis, Michail	2	0	1971-72
Marshall, Chad	4	0	2004
Martin, Manuel	1	0	1948
McBride, Brian	3	0	2008
McBride, Pat	3	0	1964
McCarty, Chad	9	0	2000
McCarty, Dax	5	0	2008
McGlynn, Jack	11	1	2022-24
McGuire, Duncan	4	0	2024
McHugh, Ebby	1	0	1952
McKeon, Bill	4	0	1979-80
McKeon, Matt	2	0	1996
McLaughlin, Ben	1	0	1948
Mendoza, Ruben	3	0	1952-59
Messing, Shep	10	0	1971-72
Miazga, Matt	6	1	2015-16
Michel, Benji	3	0	2021
Mihailovic, Djordje	8	3	2021-24
Miller, Eric	1	0	2016
Monsen, Lloyd	2	0	1952-56
Moore, Joe-Max	7	1	1992
Morris, Jordan	7	3	2015-16
Morrone, Joseph Jr.	4	1	1979-80
Moyers, Steve	3	0	1984
Murphy, Eddie	2	2	1964
Murray, Bruce	5	0	1987-88
Myernick, Glenn	4	0	1975
Nanchoff, George	1	0	1979
Nanchoff, Louis	6	1	1979-80
Neal, Jalen	5	2	2022-
Nemchik, George	1	0	1936
O'Brien, John	10	1	2000
O'Connor	2	0	1924
O'Sullivan, Matt	1	0	1975
Ochoa, David	3	0	2021

Player	Caps	Goals	Era
Okugo, Amobi	3	0	2012
Okwuonu, Boyd	5	0	2015
Olsen, Ben	9	0	2000
Onalfo, Curt	6	4	1991-92
Opara, Ike	3	0	2012
Orozco, Michael	7	0	2008
Ottobini, Victor	2	0	1959
Packwood, Will	1	0	2015
Paredes, Kevin	4	2	2024
Parker, Tim	2	0	2016
Parkhurst, Michael	3	0	2008
Pause, Logan	4	0	2004
Payne, Desevio	1	0	2016
Peay, Clint	3	0	1996
Pelosi, Marc	3	1	2015
Perea, Andrés	4	0	2021
Perez, Hugo	6	3	1984-87
Pesa, Njogo	3	2	1979-80
Pietras, Peter	1	0	1936
Pineda, Mauricio	2	0	2021
Pires, Telmo	4	1	1975
Polster, Matt	7	0	2015-16
Pollard, Brandon	1	0	1996
Pope, Eddie	3	0	1996
Pukstas, Rokas	4	1	2022
Ramos, Tab	3	0	1988
Rast, Cam	7	0	1991-92
Rego, Joseph	1	0	1948
Reyna, Claudio	15	4	1991-96
Robinson, Miles	4	0	2024
Robostoff, Alex	2	0	1967
Robostoff, Archie	8	1	1971-72
Rodriguez, Mario	2	0	2016
Rogers, Robbie	3	0	2008
Rudd, Arthur G.	1	0	1924
Ruscheinski, Jacob	2	0	1959
Ryan, Francis	2	0	1928-36
Salcedo, Hugo	5	0	1971-72
Salvemini, Len	5	1	1975-80
Sarkodie, Kofi	2	0	2012
Saucedo, Sebastian	4	0	2021
Savage, Bruce	3	0	1984
Schaller, Willie	1	0	1952
Schweinert, Richard	2	0	1964
Schulte, Patrick	4	0	2024
Seeray, Mike	8	4	1972
Seitz, Chris	3	0	2008
Serna, Dillon	4	0	2015
Shea, Brek	3	0	2012
Sheppell, William	1	0	1952
Silvera, Damian	3	0	1996
Smith, H.J.A.	1	0	1928
Snow, Steve	9	12	1991-92
Snylyk, Zenon	3	0	1956-59
Soto, Sebastian	3	0	2021
Souza, Ed	1	0	1948
Souza, John	2	0	1948-52
Specia, Joe	2	0	1959
Spector, Jonathan	1	0	2008
Stam, Neil	15	0	1967-72
Stamatis, Jimmy	1	0	1979
St. Clair, Gary	2	0	1975
Steffen, Zack	2	0	2015
Stermke, Horst	16	0	1967-72
Stephens, Michael	1	0	2012

Player	Caps	Goals	Era
Stokes, David	2	0	2004
Stollmeyer, John	4	1	1987-88
Straden, Andy	2	1	1924
Stremlau, John	4	1	1975
Strimel, Archie	1	0	1948
Sturgis, Nathan	4	0	2008
Sullivan, Quinn	7	6	2022
Surrock, Larry	1	0	1952
Szetela, Danny	2	0	2008
Tall, Maki	2	0	2015
Tessmann, Tanner	7	0	2021-24
Testo, David	3	0	2004
Thompson, Gregg	3	0	1984
Thorrington, John	3	1	2000
Tolkin, John	4	0	2024
Trapp, Wil	6	0	2015-16
Trittschuh, Steve	6	0	1987-88
Trost, Al	10	2	1971-72
Tsakiris, Niko	5	4	2022
Tuchscherer, Ernie	2	0	1967
Vagenas, Peter	10	3	2000
Valentin, Zarek	2	0	2012
Van der Beck, Perry	7	0	1979-80
Vanol, David	9	0	1987-88
Vargas, Nelson	1	0	1996
Vee, Juli	1	1	1980
Vermes, Peter	3	0	1988
Victorine, Sasha	3	0	2000
Vigliotti, Ray	1	0	1980
Villa, Greg	8	1	1979-80
Villafañá, Jorge	2	0	2012
Vines, Sam	3	0	2021
Warren, Doug	2	0	2004
Washington, Dante	8	6	1991-92
Watson, Bob	5	0	1964-67
Wecke, Herman	4	0	1956-59
Welsh, Kevin	4	0	1975
Whitbread, Zak	1	0	2004
Whitfield, Evan	1	0	2000
Wiley, Caleb	3	0	2024
Willrich, Jean	2	1	1984
Windischmann, Mike	6	1	1987-88
Wingert, Chris	5	0	2004
Winters, Brian	2	0	2000
Wit, Dennis	4	0	1975
Wolanow, Abbie	2	0	1964
Wolff, Josh	10	4	2000
Wolff, Tyler	7	2	2022
Wood, A.J.	3	0	1996
Woolfe, John	1	0	1971
Wostl, Wolfgang	3	1	1964
Wynne, Marvell	6	0	2008
Yow, Griffin	4	0	2024
Yueill, Jackson	4	2	2021
Zbilowski, Fred	1	0	1936
Zelalem, Gedion	2	0	2015
Zerhusen, Al	3	1	1956-59
Zizzo, Sal	2	0	2008
Zucker, Warner	1	0	1964
Zylker, Jim	7	0	1971-75

The Olympic cap listing above is new as of 1999 and was compiled from every U.S. Olympic qualifier and Olympic Games match. Until recently, the U.S. Olympic matches played between 1932 and 1988 were incorrectly recorded as full international. Olympic matches from 1924 and 1928 count as full international appearances, as well as Olympic appearances.

COPA AMERICA

The Copa America is the oldest international tournament in South America, dating back to 1916. Since 1993, teams from Concacaf and Asia have taken part in this biennial event as invitees of CONMEBOL. The U.S. made its debut in the tournament in Ecuador in 1993, but was eliminated in the first round. In 1995, the U.S. returned to Copa America, and advanced to the semifinals in Uruguay, eventually finishing in fourth place. After a 12-year absence from the event, the U.S. accepted an invitation to compete in the Venezuela edition of the tournament in 2007, though they were eliminated in the first round. In 2016, the tournament celebrated its 100th anniversary by holding the Copa America Centenario in the USA, combining the 10 nations from CONMEBOL with six qualifiers from Concacaf. Held from June 3-26 in 10 cities across the United States, the tournament drew a record 1,483,855 spectators (46,370 average) and saw the host USA finish fourth, while defending champions Chile defeated Argentina on penalty kicks in the final to win their second-consecutive tournament.

2024 Copa America] (USA)

Eight years after the successful Copa America Centenario, the USA once again hosted the tournament as a lead-up to the 2026 FIFA World Cup. After Dispatching Bolivia 2-0 in Arlington, Texas, the USA ran into trouble in the second group stage match against Panama, as a Tim Weah red card in the 21st minute left the side short-handed for a majority of the match. Despite taking the lead through a Folarin Balogun wonder-strike, the Central American side were able to run out 2-1 winners in Atlanta. Needing a win in the final group-stage match, the USA fell 1-0 to Uruguay in Kansas City, Mo., ending the team's run early.

2016 Copa America Centenario (USA)

Celebrating the 100th anniversary of the historic Copa America, the USA hosted a special edition of the tournament, combining the 10 nations from CONMEBOL with six qualifiers from Concacaf for an overall 16-team competition. Kicking off the tournament in front of a sold-out crowd of 67,439 at Levi's Stadium in Santa Clara, Calif., the USA surrendered first-half goals to Cristian Zapata and James Rodriguez, as it fell 2-0 to Colombia.

Knowing a second loss would see them exit the tournament earlier than anticipated, the USA responded well four days later against Costa Rica in Chicago. A ninth-minute penalty kick from Clint Dempsey set the tone, before Jermaine Jones' 37th-minute strike and Bobby Wood's 42nd-minute finish put the U.S. up 3-0 at halftime. Coasting through the second half, the USA added a fourth from Graham Zusi in the 87th minute, earning an emphatic 4-0 victory against Los Ticos.

The USA arrived in Philadelphia for its final match against Paraguay knowing that a win would see the side advance out of the group stage of the tournament for the first time since 1995. The USA survived an early scare when defender John Brooks singlehandedly broke up a 3-on-1 counter attack, before Clint Dempsey found the back of the net again in the 27th minute. The USA then held on after defender DeAndre Yedlin was sent off for a second yellow card in the 50th minute, earning a hard-fought 1-0 victory against Paraguay. Combined with Costa Rica's 3-2 upset of Colombia, the USA not only advanced, but finished atop Group A.

That placement set up a quarterfinal date with Ecuador in Seattle. Once again, Dempsey opened the scoring for the USA in the 22nd minute, before an early second-half altercation saw MNT midfielder Jermaine Jones sent off as both teams were reduced to 10 men. Gyasi Zardes added a second goal in the 65th minute and despite Ecuador's Michael Arroyo pulling one back nine minutes later, the U.S. would outlast La Tricolor 2-1, advancing to the semifinals.

With the win, the USA had the honor of facing No. 1 ranked Argentina in Houston and finally met its match. Ezequiel Lavezzi put La Albiceleste on top just three minutes in, before Lionel Messi added a highlight-reel free kick in the 32nd minute. Gonzalo Higuain tacked on two goals in the second half, giving Argentina a 4-0 win and sending the U.S. to the third-place match where it fell 1-0 to Colombia, but still equaled its best finish in the tournament, when it finished fourth at the 1995 edition.

2007 Copa America (Venezuela)

For the first time in over a decade, the U.S. team traveled to South America to compete in the world's oldest soccer tournament. The United States was drawn in a group including Argentina, Paraguay and Colombia, and headed to what would be their home base in Maracaibo just hours after completing their victory against Mexico in the Gold Cup.

The first game was played against regional and world powerhouse Argentina at the Estadio José Pachencho Romero. Though the U.S. jumped out to an early lead courtesy of an Eddie Johnson penalty kick, the Albiceleste fought back to equalize before the halftime break. In the second period, the quality of the two-time world champions was apparent, and they eventually broke the resistance of the U.S. defense to score three goals in the final half hour, winning the game 4-1.

Having lost the opening match of the tournament, the U.S. entered its second game with Paraguay needing a positive result. Played at the Estadio Agustín Tovar in Barinas, the match was an even affair, with Paraguay jumping out to an early lead. The U.S. equalized through Ricardo Clark in the 35th minute after the midfielder slotted home a Taylor Twellman pass. After halftime, though, Paraguay regained their one-goal advantage in the 56th minute and the teams exchanged blows for the rest of the game, with the U.S. coming close to equalizing on more than a few occasions. In the end, however, Paraguay scored a goal against the run of play in injury time to close out the game with a 3-1 victory.

The third match of the group stage was played with the knowledge that neither the U.S. nor Colombia would advance to the next round. Nonetheless, the crowd at the Estadio Metropolitano de Fútbol de Lara were treated to a competitive affair which Colombia won 1-0. In the end, the young U.S. squad, though eliminated in the first round, gained worthwhile experience in one of the world's premier tournaments and showed again its ability to compete on one of soccer's largest stages.

1995 Copa America (Uruguay)

In its second consecutive trip to the Copa America, the U.S. proved its worth against the South Americans, posting an impressive fourth-place finish. The Americans began the '95 Copa America with forward Eric Wynalda scoring twice in a 2-1 victory over Chile. After dropping a 1-0 decision to Bolivia, the USA earned a spot in the quarterfinals after shutting out defending champion Argentina 3-0 in the final match of group play. The victory vaulted the U.S. past the stunned Argentinians in goal differential and came in Paysandu, a city on the border of Uruguay and Argentina. The U.S. goals were scored by Wynalda, forward Frank Klopas and defender Alexi Lalas. In the quarterfinals, the U.S. faced a familiar foe from the Concacaf region: Mexico, whom the U.S. downed in penalty kicks 4-1 after a goalless draw. The USA's run ended in the semifinals as the squad lost a heartbreaking 1-0 match to Brazil. U.S. midfielder John Harkes was named Co-MVP of the '95 Copa America (along with Uruguay Captain Enzo Francescoli), while U.S. goalkeeper Kasey Keller and Wynalda were both named to the All-Tournament Team.

1993 Copa America (Ecuador)

After competing in a four-nation international competition three days prior to the event, the U.S. made its debut at the 1993 Copa America in Ecuador but dropped two out of three first round matches and were eliminated from tournament play. The Americans opened the '93 Copa America with back-to-back shutout losses to Uruguay (1-0) and host Ecuador (2-0), but the team's 3-3 draw against Venezuela in its final game was arguably its most disappointing result. Needing to win with a strong goal-differential to still have a chance to advance to the quarterfinals as a third-place team, the U.S. built a 3-0 lead before watching the lowly Venezuelans score three unanswered goals in the final 25 minutes and earn a 3-3 draw.

ALL-TIME U.S. RESULTS – COPA AMERICA

USA'S ALL-TIME COPA AMERICA RECORD: 5-11-2 (18 GF, 28 GA)

(q) Quarterfinal (s) Semifinal (3) Third-Place Match

Copa America – USA 2024

Date	Opponent	Result	U.S. Goal Scorers	Location	Attendance
June 24	Bolivia	2-0 W	Pulisic, Balogun	Arlington, Texas	47,873
June 27	Panama	1-2 L	Balogun	Atlanta, Ga.	59,145
July 1	Uruguay	0-1 L	--	Kansas City, Mo.	55,460

Copa America Centenario – USA 2016

Date	Opponent	Result	U.S. Goal Scorers	Location	Attendance
June 25	Colombia (3)	0-1 L	–	Glendale, Ariz.	29,041
June 21	Argentina (s)	0-4 L	–	Houston, Texas	70,858
June 16	Ecuador (q)	2-1 W	Dempsey, Zardes	Seattle, Wash.	47,322
June 11	Paraguay	1-0 W	Dempsey	Philadelphia, Pa.	51,041
June 7	Costa Rica	4-0 W	Dempsey, Jones, Wood, Zusi	Chicago, Ill.	39,642
June 3	Colombia	0-2 L	–	Santa Clara, Calif.	67,439
Champion: Chile			Runner-up: Argentina	USA finish: 4th place	

Copa America – Venezuela 2007


Date	Opponent	Result	U.S. Goal Scorers	Location	Attendance
July 5	Colombia	0-1 L	–	Barquisimeto, Venezuela	37,500
July 2	Paraguay	1-3 L	Clark	Barinas, Venezuela	28,200
June 28	Argentina	1-4 L	Johnson	Maracaibo, Venezuela	34,500
Champion: Brazil			Runner-up: Argentina	USA finish: 12th place	

Copa America – Uruguay 1995

Date	Opponent	Result	U.S. Goal Scorers	Location	Attendance
July 22	Colombia (3)	1-4 L	Moore	Maldonado, Uruguay	3,000
July 20	Brazil (s)	0-1 L	–	Maldonado, Uruguay	9,000
July 17	Mexico (q)	0-0 T (4-1 pk)	–	Paysandu, Uruguay	21,000
July 14	Argentina	3-0 W	Klopas, Lalas, Wynalda	Paysandu, Uruguay	21,000
July 11	Bolivia	0-1 L	–	Paysandu, Uruguay	18,000
July 8	Chile	2-1 W	Wynalda (2)	Paysandu, Uruguay	15,000
Champion: Uruguay			Runner-up: Brazil	USA finish: 4th place	

Copa America – Ecuador 1993

Date	Opponent	Result	U.S. Goal Scorers	Location	Attendance
June 22	Venezuela	3-3 T	Henderson, Doyle, Kinnear	Quito, Ecuador	55,000
June 19	Ecuador	0-2 L	–	Quito, Ecuador	55,000
June 16	Uruguay	0-1 L	–	Ambato, Ecuador	20,000
Champion: Argentina			Runner-up: Mexico	USA finish: 12th place	



Concacaf

CONCACAF GOLD CUP HISTORY

Although it only dates back to 1991, as the regional championship for the Confederations of North, Central America and Caribbean Association Football, the Concacaf Gold Cup has quickly established itself as a top-flight international tournament. Originally staged as a biennial event held in July of odd-numbered years, the tournament was staged from 1996 to 2002 in even-numbered years in the winter. In 2003, the tournament returned to a summer schedule in odd-numbered years. With seven tournament titles, the USMNT sits second for the most in Concacaf.

Below are recaps of each of the USA's previous 17 Gold Cup appearances:

2023 GOLD CUP

**Venues: Arlington, Texas; Charlotte, N.C.; Chicago, Ill.; Cincinnati, Ohio;
Fort Lauderdale, Fla.; Glendale, Ariz.; Harrison, N.J.; Houston, Texas; Inglewood, Calif.;
Las Vegas, Nev.; San Diego, Calif.; Santa Clara, Calif.; St. Louis, Mo.; Toronto, Canada**

The 2023 Concacaf Gold Cup was held less than a week after the USA claimed the 2022-23 Concacaf Nations League title in Las Vegas. With the Gold Cup running deep into the European club preseason, the USMNT changed much of its roster from the CNL triumph to allow players to get rest and take a deeper look at the player pool. Grouped with Jamaica, St. Kitts and Nevis and Trinidad and Tobago, the USA opened with a 1-1 draw against the Reggae Boyz in Chicago, with Brandon Vazquez's 88th minute equalizer ensuring the team earned a point. The USMNT then rode Jesús Ferreira's back-to-back hat tricks in matching 6-0 wins against St. Kitts and Trinidad to ensure it finished atop the group.

Less than a month after defeating Canada in the CNL Final, the USA met Les Rouges in a back-and-forth Gold Cup quarterfinal affair. Brandon Vazquez thought he sent the USA through with an 88th minute goal to break the deadlock, only to have Steve Vitoria convert a stoppage time penalty kick to send the game into extra time. Jacob Shaffelburg gave Canada the lead in the 109th minute, before the visitors suffered an on own goal in the 114th minute that sent the match to penalties. There, Cade Cowell, Gianluca Busio and Jesús Ferreira converted their spot kicks, while Matt Turner made two saves to send the USA to a semifinal date against Panam. In the semis, a scoreless regular period was broken by Panama's Ivan Anderson in the 99th minute, but Jesús Ferreira tallied just six minutes later to send the match to penalty kicks, where Panama prevailed 5-4.



2021 GOLD CUP

Venues: Arlington, Texas; Austin, Texas; Dallas, Texas; Frisco, Texas; Glendale, Ariz.; Houston, Texas; Kansas City, Kan.; Orlando, Fla.; Paradise, Nev.

The 2021 edition was held in 10 venues, with six of the stadiums dispersed across five Texas cities as well as one in each of Arizona, Florida, Kansas and Nevada.

Matched up against Canada, Haiti and Martinique in Group B, the USA was off to a flying start, sweeping its opposition to lead the group with a 3-0-0 record while scoring eight goals and allowing just one. The team opened its run with a 1-0 win against Haiti before routing Martinique 6-1, allowing its only goal of the tournament via a penalty kick, and rounding out the group with a 1-0 win against Canada.

The USA defeated Jamaica 1-0 in the quarterfinals with a goal from Matthew Hoppe at AT&T Stadium in Arlington before downing Qatar 1-0 with a goal from Gyasi Zardes at Q2 Stadium in Austin in the semifinals. Both of those wins came with goals in the last 10 minutes of each match. The USA went on to meet archrival Mexico in the final at Allegiant Stadium in Paradise, Nev. and won the tight contest in extra time with a goal from defender Miles Robinson, which he scored with a header off a Kellyn Acosta set piece in the 117th minute. For his efforts anchoring the defense, goalkeeper Matt Turner won the Golden Glove as the tournament's best goalkeeper as the USA won its seventh Concacaf Gold Cup.

2019 GOLD CUP

Venues: Charlotte, N.C.; Chicago, Ill.; Cleveland, Ohio; Denver, Colo.; Frisco, Texas; Glendale, Ariz.; Harrison, N.J.; Houston, Texas; Kansas City, Kan.; Los Angeles, Calif.; Nashville, Tenn.; Pasadena, Calif.; Philadelphia, Pa.; Saint Paul, Minn.; Kingston, Jamaica; San Jose, Costa Rica

The 2019 edition was held in a new record of 16 venues, with sites in the Caribbean (Kingston, Jamaica) and Central America (San Jose, Costa Rica), hosting matches for the first time.

Playing the first competitive matches under head coach Gregg Berhalter, the USMNT began the tournament well, seeing off Guyana 4-0 at Allianz Field in St. Paul, before a 6-0 rout of Trinidad & Tobago in Cleveland exacted some revenge for the side in its first match with the Soca Warriors since Couva 2017. Facing Panama for a seventh-straight Gold Cup in the group finale,

the USMNT earned a 1-0 win thanks to Jozy Altidore's close-range bicycle kick, earning the top spot in Group D in the process.

Matched with upstart Curaçao in the quarterfinal, the USA got the goal it needed midway through the first half from Weston McKennie, while Zack Steffen stood tall in goal to keep the team's fourth-straight clean sheet in the 1-0 win in Philadelphia. Facing a semifinal date with Jamaica, the USA went up early again through McKennie, before severe weather forced the match into an 88-minute delay. With Christian Pulisic making it 2-0 after halftime, the USMNT finally saw its Gold Cup shutout streak end at 429 minutes when Shamar Nicholson pulled one back for the Reggae Boyz. Pulisic added a second goal late to give the USA a 3-1 win and send the team to a record 11th Gold Cup Final. Facing Mexico in Chicago, the USA created a number of first-half opportunities, only to see them go begging before El Tri's Jonathan dos Santos put home the lone goal in the 73rd minute, pushing the USMNT to a runner-up finish.



2017 GOLD CUP

**Venues: Arlington, Texas; Cleveland, Ohio; Denver, Colo.; Frisco, Texas;
Glendale, Ariz.; Harrison, N.J.; Houston, Texas; Nashville, Tenn.;
Pasadena, Calif.; Philadelphia, Pa.; San Antonio, Texas;
San Diego, Calif.; Santa Clara, Calif.; Tampa, Fla.**

Held in a record-tying 14 venues across the United States, the 2017 Concacaf Gold Cup was another big success, both in the stadiums and on the field as the USMNT earned its sixth confederation title.

Utilizing a roster that was a majority domestic-based, as well as a number of untested players, the U.S. received a 50th-minute goal from Dom Dwyer en route to a hard-fought 1-1 draw against Panama in Nashville. Bruce Arena's side moved to Tampa where it utilized a goal from Omar Gonzalez and Jordan Morris' first international brace to see off a feisty Martinique side 3-2, collecting its first win of the tournament. Heading into the final Group Stage match, the U.S. needed a three-goal victory against Nicaragua in Cleveland in order to guarantee a top of the table finish. The USMNT took a 1-0 lead into halftime thanks to Joe Corona's 36th-minute strike and got its second via Kelyn Rowe who hit home his first international goal in the 56th minute. As time crept away, the U.S. looked destined for a second-place finish based on goal difference, only to be rescued in the 88th minute when Graham Zusi's free kick picked out center back Matt Miazga, who headed home the necessary third goal to finish atop the group.

As the competition moved to the quarterfinals, the U.S. took advantage of tournament regulations by calling up six new players, including long-time veterans Jozy Altidore, Michael Bradley, Clint Dempsey and Tim Howard – for the remainder of the tournament. Matched with El Salvador in Philadelphia, the USA went ahead when Gonzalez bagged his second of the tournament in the 41st minute, only to be followed by Eric Lichaj's first international goal in first-half stoppage time to propel the MNT to a 2-0 victory. The two goals marked just the third time in the USMNT's modern era (1990-present) in which a pair of defenders scored in the same match and set up the USA's semifinal date with Costa Rica.

The semifinal showdown in Arlington, Texas saw the USA dominate possession throughout, but the game went scoreless until the 72nd minute when Clint Dempsey provided Jozy Altidore with the go-ahead marker. The U.S. iced the game 10 minutes later when Dempsey hit home a historic free kick which tied him with Landon Donovan as the USMNT's all-time leading goal scorer at 57.

Matched up with Jamaica in the final at Levi's Stadium in Santa Clara, Calif., the USA played a tight first half with the Reggae Boyz until Jozy Altidore's 45th-minute free kick took the hosts into the locker room up 1-0. Jamaica was undeterred and hit back when Je-Vaughn Watson got on the end of a corner kick in the 50th minute. Locked 1-1, a number of U.S. chances – including a Dempsey hit off the post -- went begging until Morris hopped on a loose ball in the box and buried a dramatic 88th-minute winner to hand the U.S. a 2-1 victory.

With the triumph, Bruce Arena became the first head coach to win three different Gold Cup titles, having previously guided the USA to championships in 2002 and 2005. With three goals, Morris finished as the competition's joint-leading goal scorer and joined five teammates – Jozy Altidore, Michael Bradley, Omar Gonzalez, Darlington Nagbe and Graham Zusi – on the tournament's Best XI.

2015 GOLD CUP

Venues: Atlanta, Ga.; Baltimore, Md.; Charlotte, N.C.; Chicago, Ill.; Carson, Calif.; Chester, Pa.; East Rutherford, N.J.; Foxborough, Mass.; Frisco, Texas; Glendale, Ariz.; Houston, Texas; Kansas City, Kan.; Philadelphia, Pa.; Toronto, Ont.

Held in a record 14 venues across the United States and Canada, the 2015 Concacaf Gold Cup made another large footprint during the month of July. The U.S. team, however, faltered in their bid to repeat as Gold Cup champion, falling 2-1 to Jamaica at the tournament's semifinal in Atlanta.

The U.S. began the tournament well enough, defeating Honduras 2-1 in Frisco, Texas before a 1-0 win against Haiti in Foxborough, Mass. Through to the knockout stage, the U.S. played to a 1-1 draw with Panama, ensuring the USMNT topped its Gold Cup group for the 12th time in 13 tournaments. In the quarterfinals, a Clint Dempsey hat trick saw the U.S. easily dispatch Cuba 6-0 in Baltimore, setting up the semifinal showdown with Jamaica in Atlanta. Two first-half goals from the Reggae Boyz put the U.S. down 2-0 at the break, but Michael Bradley pulled things back quickly in the second half. Despite the goal and constant pressure, Jamaica held on to defeat the U.S. 2-1. The defeat set up a Third-Place Match with Panama, where the U.S. used another goal from Clint Dempsey to earn another 1-1 draw before falling 3-2 on penalty kicks.

Despite the disappointing end to the tournament U.S. players received individual accolades, with Dempsey's seven goals earning him the tournament's Golden Boot award, while goalkeeper Brad Guzan won the Golden Glove.



2013 GOLD CUP

Venues: Arlington, Texas; Atlanta, Ga.; Baltimore, Md.; Chicago, Ill.; Denver, Colo.; East Hartford, Conn.; Harrison, N.J.; Houston, Texas; Miami Gardens, Fla.; Pasadena, Calif.; Portland, Ore.; Sandy, Utah; Seattle, Wash.

The 2013 Concacaf Gold Cup shaped up to be another spectacular event, with 13 venues across the United States chosen to host matches in the confederation championship. The U.S. aimed to reach its fifth-consecutive Gold Cup Final, while Mexico sought to defend its title. Teams like Costa Rica, Honduras, Jamaica and Panama prepared to demonstrate the shrinking gap between Concacaf nations.

Keen to win another championship, the U.S. started strong with a 6-1 win against Belize. Consecutive wins against Cuba (4-1) and Costa Rica (1-0) saw the Americans claim the top spot in the group. After an emphatic 5-1 win against El Salvador in the quarterfinals and dispatching a quality Honduras side 3-1 in the semifinals, the stage was set for a meeting between the USA and high-flying Panama, which topped its group with a tournament-opening win against Mexico before defeating El Tri a second time in the other semifinal match.

Facing a confident and athletic Panama team that was buoyed by its unbeaten run to the final and included two of the tournament's leading goal scorers in Gabriel Torres – his five goals tied the USA's Landon Donovan and Chris Wondolowski for most in the tournament – and Blas Perez (three goals), the U.S. found itself in a stalemate through the first hour of the match. However, the Americans would not be denied as winger Brek Shea pounced in the 69th minute to score the only goal of the game and hand the U.S. its fifth Gold Cup title and first since 2007, when the U.S. also beat Panama in the final.

2011 GOLD CUP

Venues: Arlington, Texas; Carson, Calif.; Charlotte, N.C.; Chicago, Ill.; Detroit, Mich.; East Rutherford, N.J.; Harrison, N.J.; Houston, Texas; Kansas City, Kan.; Pasadena, Calif.; Miami, Fla., Tampa, Fla.; Washington, D.C.

The 2011 Concacaf Gold Cup shaped up to be another spectacular event, with 13 venues across the United States tagged to host matches in the confederation championship. The U.S. aimed to reach its fourth-consecutive Gold Cup Final, while Mexico sought to defend its title and teams like Costa Rica, Honduras, Jamaica and Panama prepared to demonstrate the shrinking gap between Concacaf nations.

Keen on winning another championship and earning a spot in the 2013 FIFA Confederations Cup, the U.S. started strong with a 2-0 win against Canada. They took a surprise setback with a loss to Panama – the first-ever in the group stage – but rebounded to claim the top spot in the group. After an emphatic win against Jamaica in the quarterfinals and taking revenge on Panama in the semifinals, the stage was set for another marquee meeting between the USA and Mexico.

Facing a stacked Mexican team that included one of club football's most prolific scorers in Manchester United striker Javier "Chicharito" Hernandez, the U.S. bounded out to a 2-0 lead with goals from Michael Bradley and Landon Donovan. Undaunted, the Mexicans recovered to score four unanswered goals in one of the most exciting and well-played finals in Gold Cup history.

2009 GOLD CUP

Venues: Arlington, Texas; Carson, Calif.; Chicago, Ill.; Columbus, Ohio, East Rutherford, N.J.; Foxborough, Mass.; Glendale, Ariz.; Houston, Texas; Miami, Fla.; Oakland, Calif.; Seattle, Wash.; Washington, D.C.

Held in a record 12 venues across the U.S., the 2009 Concacaf Gold Cup made a national footprint during the 2009 "Summer of Soccer" in the U.S. The U.S. team, however, faced the disappointment of not winning a third-consecutive title, but did have the satisfaction of returning to a third-straight final with a largely unproven roster.

The Concacaf Gold Cup kicked off just six days after the U.S. played the 2009 FIFA Confederations Cup Final, and Bob Bradley selected an inexperienced squad that saw seven players earn their first cap during the event. The U.S. continued its unbeaten record in group play, and in the knockout stage got past Panama and Honduras.

By the time the U.S. met Mexico in the final, a record 10 different players had scored the U.S. team's 12 goals in the tournament. In the second-straight Gold Cup title game against Mexico, the U.S. returned only Brian Ching to the starting lineup from the 2007 squad. The teams were evenly matched for a half, but eventually Mexico prevailed by opening the flood gates with five second-half goals for a 5-0 win.



2007 GOLD CUP

Venues: Carson, Calif.; East Rutherford, N.J.; Foxborough, Mass.; Houston, Texas; Los Angeles, Calif.; Miami, Fla.

The 2007 edition of the Gold Cup was played with the added incentive of admission to the 2009 FIFA Confederations Cup for the winner. The United States successfully defended its title, its fourth all-time and third in the last four tournaments.

Though the U.S. coasted through the group stage, taking maximum points while not allowing a goal and in the process extending its unbeaten record in the opening round, they ran into some tough opposition in the knockout stage. After defeating Panama 2-1 in the quarterfinals, the U.S. came up against a stingy Canadian side in the semifinals, and ended up holding on for a 2-1 victory to set up a U.S.-Mexico marquee match-up in the final.

Played at Soldier Field for the first time, the championship game pitted the two Concacaf powers against one another in what would prove to be a gritty affair. In front of 60,000 people, the U.S. came from behind for the first time in the 2007 tournament to eventually defeat Mexico 2-1 for its second-consecutive Gold Cup title.

2005 GOLD CUP

Venues: Carson, Calif.; East Rutherford, N.J.; Foxborough, Mass.; Houston, Texas; Los Angeles, Calif.; Miami, Fla.; Seattle, Wash.

The 2005 Gold Cup was played in a record-high seven different venues in the United States, and was noteworthy as the United States became the first team in the tournament's history to advance to five overall finals. The USA would go on to win their third title, and second in three tournaments since 2002.

The USA's victory would not come easy, though, as the team needed a penalty kick shootout to down Panama in the tournament's scoreless championship game at Giants Stadium in East Rutherford, N.J. To get to the final, the U.S. needed two goals in the game's final moments to overcome a 1-0 deficit to Honduras and win 2-1.

In the 2005 tournament, the U.S. extended its amazing undefeated history in first round play at the Gold Cup with two more wins and a draw. The USA has never lost one of its 19 opening round matches in eight all-time Gold Cups.

2003 GOLD CUP

Venues: Foxborough, Mass.; Miami, Fla.; USA; Mexico City, Mexico

The 2003 Gold Cup was the first in 10 years to be played in two countries, with games in both Mexico and the United States. Mexico twice defeated Brazil, who along with Colombia was an invited guest to the tournament, by one goal in Azteca Stadium, including a golden-goal victory in the final. The U.S. finished in the top three for the sixth time in seven tournaments with a thrilling 3-2 come-from-behind victory over Costa Rica in the Orange Bowl.

The U.S. continued its win streak in group play of the Gold Cup, making easy work of El Salvador and Martinique by identical 2-0 margins. Brian McBride continued his Midas-touch scoring in the tournament with three of the first four U.S. goals. The victories extended the USA's standing as the only Concacaf team to win every one of its first round games since the inception of the tournament in 1991. The U.S. has won 16 consecutive first round games and has outscored its opponents 33-8. The winning streak includes 10 shutouts, nine one-goal victories and four come-from-behind wins.

2002 GOLD CUP

Venues: Miami, Fla.; Pasadena, Calif.

The 2002 Gold Cup once again featured two invited teams (Ecuador and Korea Republic) along with 10 Concacaf teams. In spectacular fashion, the U.S. won its first title since 1991 by posting a 4-0-1 record with four shutouts on its way to the 2002 Gold Cup crown.

The United States opened the tournament with consecutive wins in the first round against the Korea Republic (2-1) and Cuba (1-0). After easily blanking El Salvador 4-0 in the quarterfinals, the semifinals saw the U.S. defeat the defending champion Canada 4-2 on penalty kicks after both teams battled to a scoreless draw.

The 2002 final had the USA topping Concacaf rival Costa Rica 2-0 at the Rose Bowl in Pasadena, Calif. Forward Brian McBride was named the tournament MVP after leading the Americans with four tallies.



2000 GOLD CUP

Venues: Miami, Fla.; Oakland and Los Angeles, Calif.

The first Gold Cup of the new millennium featured nine teams from Concacaf and three invited squads (Colombia, Peru and Korea Republic). The 2000 edition also had several surprises, with a new champion being crowned (Canada) and both Mexico and the United States not reaching the semifinal round, a first for the two regional rivals.

The Americans cruised through the first round by capturing the Group B title with back-to-back shutouts against Haiti (3-0) and Peru (1-0). Cobi Jones led the offense for the USA by notching a goal in the win over Haiti and the game-winner against Peru. In the quarterfinals, though, the U.S. faltered. After battling Colombia to a 2-2 draw through regulation and two overtime periods, the U.S. were defeated in penalty kicks 2-1 and were eliminated from the competition.

Colombia would go on to meet Canada in the 2000 final. The Canadians had surprisingly advanced out of their first round group by winning a coin-flip tiebreaker against Korea Republic after the two teams had finished dead-even on results and goals. After eliminating three-time defending champion Mexico 2-1 in overtime in the quarterfinal and then topping Trinidad & Tobago 1-0 in the semifinal, Canada would pull off yet another shocker, being crowned 2000 Gold Cup champions after blanking Colombia 2-0 in the final.

1998 GOLD CUP

Venues: Miami, Fla.; Oakland and Los Angeles, Calif.

The 1998 Gold Cup was the most successful yet for Concacaf, despite bad weather, postponed games and a historic USA-Brazil clash which was played with less than 24 hours' notice for both teams.

Preki Radosavljevic was the story for the U.S. on the offensive end, scoring a brilliant late goal against Costa Rica to send the U.S. through to the semifinals. That goal would have been enough to lift Radosavljevic into U.S. prominence, but he did it one better in the USA's next match, a historic 1-0 triumph against Brazil courtesy of a 22-yard bomb from Preki in the 65th minute.

Of course, Preki's goal was only half the story, as goalkeeper Kasey Keller replaced Brad Friedel in the nets (who started the USA's first two matches) and stymied Romario and Brazil with a 10-save performance, widely considered to be the best in U.S. Soccer history. On the strength of that game alone, and a 1-0 loss to Mexico in the final notwithstanding, Keller was voted the MVP of the tournament for just two games' work.

In the final, Mexican World Cup hero Luis Hernandez scored in the closing minutes of the first half to give the Tricolores a 1-0 victory against the U.S. Men's National Team and the 1998 Gold Cup crown in front of a sold-out crowd of 91,255 fans at the Los Angeles Coliseum. The crowd was the fourth largest to watch the U.S. Men's National Team domestically, and could have included an additional 6,941 paid spectators who watched the game on a giant television screen inside the Los Angeles Sports Arena, adjacent to the Coliseum.

1996 GOLD CUP

Venues: Anaheim, San Diego and Los Angeles, Calif.

With Brazil competing in the tournament for the first time via a special invitation, most eyes centered on the defending world champion. But an impressive 2-0 victory by Mexico on a muddy, wet pitch in front of 88,155 rain-soaked fans handed Mexico their second-straight Gold Cup victory. With goals from Luis Garcia and Cuauhtemoc Blanco, the Mexicans were able to stymie the Brazilian attack with help from muddy conditions. Nevertheless, the Brazilians impressed throughout the tournament with a young squad using the experience to prepare for the 1996 Summer Olympic Games.

For the U.S., the tournament wasn't as disappointing as their third-place finish would seem. Only a third consecutive 1-0 defeat at the hands of Brazil kept the U.S. out of the final after the team easily handled the rest of its opposition, including an impressive 3-0 victory against Guatemala in the third-place match. That match featured Eric Wynalda's tournament-leading fourth goal, which was the 22nd of his international career, setting a new USA goal standard.

The MVP of the tournament, though, was probably former U.S. Secretary of State Henry Kissinger. The Nobel Peace Prize winner and lifelong soccer fan helped secure visas for scores of visiting players despite a U.S. government shutdown.

1993 GOLD CUP

Venues: Dallas, Texas; and Mexico City, Mexico

The second Gold Cup tournament wasn't quite as successful for the U.S., but the team still advanced to the final where it fell to Mexico 4-0 at Azteca Stadium. Following three single-goal victories in the first round against Jamaica (1-0), Panama (2-1) and Honduras (1-0), the U.S. squared off against Costa Rica in the semifinals in Dallas. In that match, the U.S. extended its unbeaten Gold Cup run to nine games with a 103rd-minute golden goal from defender Cle Kooiman.

Meanwhile in Mexico City, where the Mexican team would play all its matches, the Tricolores were racing into the finals. Led by Luis Robert Alves (better known as Zague), the ruthlessly efficient Mexican attack produced 28 goals in five matches, overwhelming group foes Martinique (9-0) and Canada (8-0), while drawing with Costa Rica (1-1). Zague's seven goals against Martinique is, obviously, a Gold Cup record.

In front of a capacity crowd of 120,000, Zague scored again in the final as Mexico downed the U.S. 4-0. Zague finished the tournament with 12 goals in five matches, another Gold Cup record. Third place honors were split after a 1-1 draw between Costa Rica and Jamaica.



1991 GOLD CUP

Venues: Los Angeles and Pasadena, Calif.

The U.S. surprised the region in 1991 when it swept its way to the inaugural Gold Cup championship. In the final, the U.S. downed Honduras 4-3 in penalty kicks after the two teams went scoreless after 120 minutes of action in front of 39,873 fans at the L.A. Coliseum. It was in the semifinals, though, where the U.S. stunned all observers with a convincing 2-0 victory against Mexico behind goals from John Doyle and Peter Vermes.

In group play, Marcelo Balboa's stunning bicycle-kick goal capped off a last-minute comeback for the U.S. in its 2-1 victory over Trinidad & Tobago in the opening Gold Cup match. That victory was followed by wins against Guatemala (3-0) and Costa Rica (3-2), which set-up the U.S. heroics against Mexico.

ALL-TIME RESULTS - CONCACAF GOLD CUP

USA'S ALL-TIME GOLD CUP RECORD: 69-9-12 (189 GF, 60 GA)

(q) Quarterfinal (s) Semifinal (3) Third-place Match (f) Final

17th Concacaf Gold Cup - United States and Canada '23

(Arlington, Texas; Charlotte, N.C.; Chicago, Ill.; Cincinnati, Ohio; Fort Lauderdale, Fla.; Glendale, Ariz.; Harrison, N.J.; Houston, Texas; Inglewood, Calif. Las Vegas, Nev.; San Diego, Calif.; Santa Clara, Calif.; St. Louis, Mo.; Toronto, Canada)

Date	Opponent	Result	U.S. Goal Scorers	Location	Attendance
July 12	Panama (s)	1-1 D (4-5 pk)	Ferreira	San Diego, Calif.	31,690
July 9	Canada (q)	2-2 D (3-2 pk)	Vazquez, OG	Cincinnati, Ohio	24,979
July 2	Trinidad & Tobago	6-0 W	Ferreira (3), Cowell, Busio Vazquez	Charlotte, N.C.	40,243
June 28	St. Kitts & Nevis	6-0 W	Mihailovic (2), Reynolds	St. Louis, Mo.	21,216
June 24	Jamaica	1-1 D	Ferreira (3)	Chicago, Ill.	36,666
Champion: Mexico			Vazquez	USA finish: 3rd Place	
			Runner-up: Panama		

16th Concacaf Gold Cup - United States '21

(Arlington, Texas; Austin, Texas; Dallas, Texas; Frisco, Texas; Glendale, Ariz.; Houston, Texas; Kansas City, Kan.; Orlando, Fla.; Las Vegas, Nev.)

Date	Opponent	Result	U.S. Goal Scorers	Location	Attendance
August 1	Mexico (f)	1-0	M. Robinson	Las Vegas, Nev.	61,114
July 29	Qatar (s)	1-0	Zardes	Austin, Texas	20,500
July 25	Jamaica (q)	1-0	Hoppe	Arlington, Texas	41,318
July 18	Canada	1-0	Moore	Kansas City, Kan	18,467
July 15	Martinique	6-1	Dike (2), Camille (o.g.), Robinson, Zardes, Gioacchini	Kansas City, Kan	7,511
July 11	Haiti	1-0	Vines	Kansas City, Kan	12,664
Champion: USA			Runner-up: Mexico	USA finish: 1st Place	

15th Concacaf Gold Cup - United States, Jamaica, Costa Rica '19

(Charlotte, N.C.; Cleveland, Ohio; Chicago, Ill.; Denver, Colo.; Frisco, Texas; Glendale, Ariz.; Harrison, N.J.; Houston, Texas; Kansas City, Kan.; Los Angeles, Calif.; Nashville, Tenn.; Pasadena, Calif.; Philadelphia, Pa.; St. Paul, Minn.; Kingston, Jamaica; San Jose, Costa Rica)

Date	Opponent	Result	U.S. Goal Scorers	Location	Attendance
July 7	Mexico (f)	0-1 L	—	Chicago, Ill.	63,493
July 3	Jamaica (s)	3-1 W	McKennie, Pulisic (2)	Nashville, Tenn.	28,473
June 30	Curaçao (q)	1-0 W	McKennie	Philadelphia, Pa.	26,233
June 26	Panama	1-0 W	Altidore	Kansas City, Kan.	17,037
June 22	Trinidad & Tobago	6-0 W	Long (2), Zardes (2), Pulisic, Arriola	Cleveland, Ohio	23,921
June 18	Guyana	4-0 W	Arriola, Ty. Boyd (2), Zardes	St. Paul, Minn.	19,418
Champion: Mexico			Runner-up: USA	USA finish: 2nd place	

14th Concacaf Gold Cup - United States '17

(Arlington, Texas; Cleveland, Ohio; Denver, Colo.; Frisco, Texas; Glendale, Ariz.; Harrison, N.J.; Houston, Texas; Nashville, Tenn.; Pasadena, Calif.; Philadelphia, Pa.; San Antonio, Texas; San Diego, Calif.; Santa Clara, Calif.; Tampa, Fla.)

Date	Opponent	Result	U.S. Goal Scorers	Location	Attendance
July 26	Jamaica (f)	2-1 W	Altidore, Morris	Santa Clara, Calif.	63,032
July 22	Costa Rica (s)	2-0 W	Altidore, Dempsey	Arlington, Texas	45,516
July 19	El Salvador (q)	2-0 W	O. Gonzalez, Lichaj	Philadelphia, Pa.	31,615
July 15	Nicaragua	3-0 W	Corona, Rowe, Miazga	Cleveland, Ohio	27,934
July 12	Martinique	3-2 W	O. Gonzalez, Morris (2)	Tampa, Fla.	23,368
July 8	Panama	1-1 T	Dwyer	Nashville, Tenn.	47,622
Champion: USA			Runner-up: Jamaica	USA finish: 1st place	

13th Concacaf Gold Cup - United States and Canada '15

(Baltimore, Md.; Charlotte, N.C.; Chicago, Ill.; Carson, Calif.; Chester, Pa.; East Rutherford, N.J.; Foxborough, Mass.; Frisco, Texas; Glendale, Ariz.; Houston, Texas; Kansas City, Kan.; Philadelphia, Pa.; Toronto, Canada)

Date	Opponent	Result	U.S. Goal Scorers	Location	Attendance
July 25	Panama (3)	1-1 T (2-3 pk)	Dempsey	Chester, Pa.	12,598
July 22	Jamaica (s)	1-2 L	Bradley	Atlanta, Ga.	70,511
July 18	Cuba (q)	6-0 W	Dempsey (3), Zardes, Johannsson, Gonzalez	Baltimore, Md.	37,994
July 13	Panama	1-1 T	Bradley	Kansas City, Kan.	18,467
July 10	Haiti	1-0 W	Dempsey	Foxborough, Mass.	46,720
July 7	Honduras	2-1 W	Dempsey (2)	Frisco, Texas	22,357
Champion: Mexico			Runner-up: Jamaica	USA finish: 4th place	

12th Concacaf Gold Cup - United States '13

(Arlington, Texas; Atlanta, Ga.; Baltimore, Md.; Chicago, Ill.; Denver, Colo.; East Hartford, Conn.; Harrison, N.J.; Houston, Texas; Miami Gardens, Fla.; Pasadena, Calif.; Portland, Ore.; Sandy, Utah; Seattle, Wash.)

Date	Opponent	Result	U.S. Goal Scorers	Location	Attendance
July 28	Panama (f)	1-0 W	Shea	Chicago, Ill.	57,920
July 24	Honduras (s)	3-1 W	E. Johnson, Donovan (2)	Arlington, Texas	81,410
July 21	El Salvador (q)	5-1 W	Goodson, Corona, E. Johnson, Donovan, Diskerd	Baltimore, Md.	70,540
July 16	Costa Rica	1-0 W	Shea	East Hartford, Conn.	25,432
July 13	Cuba	4-1 W	Donovan, Corona, Wondolowski (2)	Sandy, Utah	17,597
July 9	Belize	6-1 W	Wondolowski (3), Holden, Orozco, Donovan	Portland, Ore.	18,724
Champion: United States			Runner-up: Panama	USA finish: 1st place	

11th Concacaf Gold Cup - United States '11

(Arlington, Texas; Carson, Calif.; Charlotte, N.C.; Chicago, Ill.; Detroit, Mich.; East Rutherford, N.J.; Harrison, N.J.; Houston, Texas; Kansas City, Kan.; Pasadena, Calif.; Miami, Fla.; Tampa, Fla.; Washington, D.C.)

Date	Opponent	Result	U.S. Goal Scorers	Location	Attendance
June 25	Mexico (f)	2-4 L	Bradley, Donovan	Pasadena, Calif.	93,420
June 22	Panama (s)	1-0 W	Dempsey	Houston, Texas	70,267
June 19	Jamaica (q)	2-0 W	Jones, Dempsey	Washington, D.C.	45,423
June 14	Guadeloupe	1-0 W	Altidore	Kansas City, Kan.	20,109
June 11	Panama	1-2 L	Goodson	Tampa, Fla.	27,731
June 7	Canada	2-0 W	Altidore, Dempsey	Detroit, Mich.	28,209
Champion: Mexico			Runner-up: USA	USA finish: 2nd place	

10th Concacaf Gold Cup - United States '09

(Arlington, Texas; Carson, Calif.; Chicago, Ill.; Columbus, Ohio; East Rutherford, N.J.; Foxborough, Mass.; Glendale, Ariz.; Houston, Texas; Miami, Fla.; Oakland, Calif.; Seattle, Wash.; Washington, D.C.)

Date	Opponent	Result	U.S. Goal Scorers	Location	Attendance
July 26	Mexico (f)	0-5 L	—	E. Rutherford, N.J.	79,156
July 23	Honduras (s)	2-0 W	Goodson, Cooper	Chicago, Ill.	55,173
July 18	Panama (q)	2-1 W (ot)	Beckerman, Cooper	Philadelphia, Pa.	31,087
July 11	Haiti	2-2 T	Arnaud, Holden	Foxborough, Mass.	24,137
July 8	Honduras	2-0 W	Quaranta, Ching	Washington, D.C.	26,079
July 4	Grenada	4-0 W	Adu, Holden, Rogers, Davies	Seattle, Wash.	15,387
Champion: Mexico			Runner-up: USA	USA finish: 2nd place	

9th Concacaf Gold Cup - United States '07

(Carson, Calif.; East Rutherford, N.J.; Foxborough, Mass.; Houston, Texas; Los Angeles, Calif.; Miami, Fla.)

Date	Opponent	Result	U.S. Goal Scorers	Location	Attendance
June 24	Mexico (f)	2-1 W	Donovan, Feilhaber	Chicago, Ill.	60,000
June 21	Canada (s)	2-1 W	Hejduk, Donovan	Chicago, Ill.	50,760
June 16	Panama (q)	2-1 W	Donovan, Bocanegra	Foxborough, Mass.	22,412
June 12	El Salvador	4-0 W	Beasley (2), Donovan, Twellman	Foxborough, Mass.	26,523
June 9	Trinidad & Tobago	2-0 W	Ching, Johnson	Carson, Calif.	27,000
June 7	Guatemala	1-0 W	Dempsey	Carson, Calif.	21,334
Champion: USA		Runner-up: Mexico		USA finish: 1st place	

8th Concacaf Gold Cup - United States '05

(Carson, Calif.; East Rutherford, N.J.; Foxborough, Mass.; Houston, Texas; Los Angeles, Calif.; Miami, Fla.; Seattle, Wash.)

Date	Opponent	Result	U.S. Goal Scorers	Location	Attendance
July 24	Panama (f)	0-0 T (3-1 pk) –		E. Rutherford, N.J.	31,018
July 21	Honduras (s)	2-1 W	O'Brien, Onyewu	E. Rutherford, N.J.	41,721
July 16	Jamaica (q)	3-1 W	Beasley (2), Wolff	Foxborough, Mass.	22,108
July 12	Costa Rica	0-0 T	–	Foxborough, Mass.	15,211
July 9	Canada	2-0 W	Donovan, own goal	Seattle, Wash.	15,109
July 7	Cuba	4-1 W	Donovan (2), Dempsey, Beasley	Seattle, Wash.	15,8318
Champion: USA		Runner-up: Panama		USA finish: 1st place	

7th Concacaf Gold Cup - United States/Mexico '03

(Foxborough, Mass., Miami, Fla. & Mexico City)

Date	Opponent	Result	U.S. Goal Scorers	Location	Attendance
July 26,	Costa Rica (3)	3-2 W	Stewart, Bocanegra, Convey	Miami, Fla.	5,093
July 23	Brazil (s)	1-2 L	Bocanegra	Miami, Fla.	35,211
July 19	Cuba (q)	5-0 W	Donovan (4), Ralston	Foxborough, Mass	15,627
July 14	Martinique	2-0 W	McBride (2)	Foxborough, Mass.	8,780
July 12	El Salvador	2-0 W	Lewis, McBride	Foxborough, Mass.	33,652
Champion: Mexico		Runner-up: Brazil		USA finish: 3rd place	

6th Concacaf Gold Cup - United States '02

(Miami, Fla., & Pasadena, Calif.)

Date	Opponent	Result	U.S. Goal Scorers	Location	Attendance
Feb. 2	Costa Rica (f)	2-0 W	Wolff, Agoos	Pasadena, Calif.	14,432
Jan. 30	Canada (s)	0-0 T (4-2 pk) –		Pasadena, Calif.	7,241
Jan. 27	El Salvador (q)	4-0 W	McBride (3), Razov	Pasadena, Calif.	31,628
Jan. 21	Cuba	1-0 W	McBride	Pasadena, Calif.	31,244
Jan. 19	Korea Republic	2-1 W	Donovan, Beasley	Pasadena, Calif.	42,117
Champion: USA		Runner-up: Costa Rica		USA finish: 1st place	

5th Concacaf Gold Cup - United States '00

(Miami, Fla., San Diego & Los Angeles, Calif.)

Date	Opponent	Result	U.S. Goal Scorers	Location	Attendance
Feb. 19	Colombia (q)	2-2 T (1-2 pk)	McBride, Armas	Miami, Fla.	32,972
Feb. 16	Peru	1-0 W	Jones	Miami, Fla.	36,004
Feb. 12	Haiti	3-0 W	Kirovski, Wyalda, Jones	Miami, Fla.	49,513
Champion: Canada		Runner-up: Colombia		USA finish: 5th place	

4th Concacaf Gold Cup - United States '98

(Miami, Fla., Oakland & Los Angeles, Calif.)

Date	Opponent	Result	U.S. Goal Scorers	Location	Attendance
Feb. 15	Mexico (f)	0-1 L	–	Los Angeles, Calif.	91,255
Feb. 10	Brazil (s)	1-0 W	Radosavljevic	Los Angeles, Calif.	12,298
Feb. 7	Costa Rica	2-1 W	Pope, Radosavljevic	Oakland, Calif.	36,240
Feb. 1	Cuba	3-0 W	Wegerle, Wyalda, Moore	Oakland, Calif.	11,234
Champion: Mexico		Runner-up: United States		USA finish: 2nd place	

3rd Concacaf Gold Cup – United States '96

(Anaheim, Los Angeles & San Diego, Calif.)

Date	Opponent	Result	U.S. Goal Scorers	Location	Attendance
Jan. 21	Guatemala (3)	3-0 W	Agoos, Kirovski, Wynalda	Los Angeles, Calif.	88,000
Jan. 18	Brazil (s)	0-1 L	—	Los Angeles, Calif.	22,038
Jan. 16	El Salvador	2-0 W	Balboa, Wynalda	Anaheim, Calif.	52,355
Jan. 13	Trinidad & Tobago	3-2 W	Moore, Wynalda (2)	Anaheim, Calif.	12,425
Champion: Mexico		Runner-up: Brazil		USA finish: 3rd place	

2nd Concacaf Gold Cup – Mexico & United States '93

(Dallas, Texas & Mexico City, Mexico)

Date	Opponent	Result	U.S. Goal Scorers	Location	Attendance
July 25	Mexico (f)	0-4 L	—	Mexico City, Mexico	120,000
July 21	Costa Rica (s)	1-0 W (ot)	Kooiman	Dallas, Texas	14,826
July 17	Honduras	1-0 W	Lalas	Dallas, Texas	18,107
July 14	Panama	2-1 W	Dooley, Wynalda	Dallas, Texas	13,771
July 10	Jamaica	1-0 W	Wynalda	Dallas, Texas	11,642
Champion: Mexico		Runner-up: United States		USA finish: 2nd place	

1st Concacaf Gold Cup – United States '91

(Los Angeles & Pasadena, Calif.)

Date	Opponent	Result	U.S. Goal Scorers	Location	Attendance
July 7	Honduras (f)	0-0 T (4-3 pk)	—	Los Angeles, Calif.	39,873
July 5	Mexico (s)	2-0 W	Doyle, Vermes	Los Angeles, Calif.	41,103
July 3	Costa Rica	3-2 W	Perez, Vermes, own goal	Los Angeles, Calif.	36,703
July 1	Guatemala	3-0 W	Murray, Quinn, Wynalda	Pasadena, Calif.	6,344
June 29	Trinidad & Tobago	2-1 W	Balboa, Murray	Pasadena, Calif.	18,435
Champion: USA		Runner-up: Honduras		USA finish: 1st place	



ALL-TIME GOLD CUP REGISTER As of 2023 Concacaf Gold Cup

Name	GP	G	A	Name	GP	G	A	Name	GP	G	A
Acosta, Kellyn	11	0	1	Gioacchini, Nicholas	5	1	1	Noonan, Pat	3	0	0
Adu, Freddy	4	1	1	Gomez, Herculez	2	0	0	O'Brien, John	6	1	0
Agos, Jeff	15	2	1	Gonzalez, Omar	11	3	0	Olsen, Ben	7	0	0
Agudelo, Juan	8	0	2	Goodson, Clarence	15	3	0	Onyewu, Oguchi	10	1	0
Altidore, Jozy	13	5	1	Gordon, Alan	1	0	0	Orozco, Michael	4	1	0
Arriola, Paul	14	2	1	Gressel, Julian	4	0	1	Parkhurst, Michael	10	0	1
Alvarado, Ventura	3	0	0	Guzan, Brad	8	0	0	Pause, Logan	5	0	1
Armas, Chris	14	1	1	Hahnemann, Marcus	1	0	0	Pearce, Heath	5	0	1
Armstrong, Desmond	9	0	0	Hamid, Bill	1	0	0	Perez, Hugo	5	1	0
Arnaud, Davy	5	1	1	Harkes, John	11	0	0	Perkins, Troy	5	0	0
Balboa, Marcelo	9	2	0	Heaps, Jay	4	0	0	Pines, Donovan	2	0	0
Beasley, DaMarcus	23	6	5	Hedges, Matt	2	0	0	Pontius, Chris	3	0	0
Beckerman, Kyle	16	1	2	Hejduk, Frankie	21	1	1	Pope, Eddie	8	0	0
Bedoya, Alejandro	14	0	6	Henderson, Chris	11	0	1	Pulisic, Christian	6	3	3
Bello, George	2	0	0	Holden, Stuart	10	3	3	Quaranta, Santino	7	0	1
Beltran, Tony	1	0	0	Hoppe, Matthew	5	1	1	Quinn, Brian	5	1	0
Berhalter, Gregg	1	0	0	Howard, Tim	13	0	0	Radosavljevic, Preki	4	2	0
Besler, Matt	7	0	0	Johannsson, Aron	5	1	1	Ralston, Steve	11	1	3
Bocanegra, Carlos	19	3	0	Johnson, Eddie	6	3	1	Ramos, Tab	8	0	1
Bornstein, Jonathan	1	0	0	Johnson, Fabian	6	0	1	Razov, Ante	3	1	1
Boyd, Tyler	4	2	0	Johnson, Sean	3	0	0	Ream, Tim	9	0	0
Bradley, Michael	25	3	7	Jones, Cobi	20	2	1	Reyna, Claudio	12	0	4
Brooks, John	4	0	0	Jones, DeJuan	4	0	2	Reynolds, Bryan	4	1	0
Brown, C.J.	3	0	0	Jones, Jermaine	6	1	0	Rimando, Nick	5	0	0
Burns, Mike	8	0	0	Keller, Kasey	23	0	0	Robinson, Miles	9	2	0
Busio, Gianluca	10	1	3	Kessler, Henry	1	0	0	Robles, Luis	1	0	0
Califf, Danny	4	0	0	Kinnear, Dominic	6	0	0	Rogers, Robbie	5	1	2
Caligiuri, Paul	8	0	1	Kirovski, Jovan	5	2	0	Roldan, Cristian	15	0	3
Cannon, Reggie	8	0	0	Kijestjan, Sacha	6	0	0	Rowe, Kelyn	2	1	1
Casey, Conor	1	0	0	Koelman, Cle	5	1	0	Sands, James	11	0	0
Castillo, Edgar	1	0	1	Lagos, Manny	1	0	0	Sanneh, Tony	2	0	0
Chandler, Timmy	4	0	1	Lalas, Alexi	12	1	3	Savage, Bruce	1	0	0
Cherundolo, Steve	11	0	1	Lassiter, Roy	3	0	0	Shea, Brek	6	1	0
Ching, Brian	9	2	1	Lewis, Eddie	12	1	4	Simek, Frank	3	0	0
Clark, Collin	1	0	0	Lewis, Jonathan	2	0	0	Soñora, Alan	2	0	0
Clark, Ricardo	4	0	0	Lichaj, Eric	6	1	1	Sorber, Mike	1	0	0
Clavijo, Fernando	9	0	0	Lima, Nick	3	0	1	Spector, Jonathan	3	0	0
Conrad, Jimmy	8	0	0	Llamosa, Carlos	1	0	0	Steffen, Zack	5	0	0
Convey, Bobby	4	1	0	Lletget, Sebastian	5	0	1	Stewart, Earnie	5	1	0
Cooper, Kenny	5	2	0	Long, Aaron	8	2	0	Tolkin, John	2	0	0
Corona, Joe	9	3	0	Lovitz, Daniel	3	0	0	Torres, Jose	5	0	0
Cowell, Cade	5	1	1	Maisonneuve, Brian	1	0	0	Trapp, Wil	2	0	0
Cronin, Sam	2	0	0	Mapp, Justin	1	0	1	Trittschuh, Steve	1	0	0
Cunningham, Jeff	2	0	1	Marshall, Chad	5	0	0	Turner, Matt	10	0	0
Davies, Charlie	3	1	1	Mastroeni, Pablo	16	0	0	Twellman, Taylor	6	1	1
Davis, Brad	2	0	0	Mathis, Clint	7	0	0	Vanney, Greg	8	0	2
DeMerit, Jay	2	0	0	McBride, Brian	14	8	3	Vazquez, Brandon	5	3	0
Dempsey, Clint	24	13	5	McCarty, Dax	5	0	0	Vermes, Peter	6	2	0
Dike, Daryl	5	2	0	McKennie, Weston	5	2	1	Villafaña, Jorge	4	0	0
Diskrud, Mix	8	1	0	Meola, Tony	10	0	0	Vines, Sam	5	1	0
Donovan, Landon	34	18	14	Miazga, Matt	9	1	0	Wegerle, Roy	9	1	2
Dooley, Thomas	8	1	1	Michallik, Janusz	1	0	0	West, Brian	2	0	0
Doyle, John	4	1	0	Mihailovic, Djordje	7	2	2	Williams, Richie	4	0	0
Dwyer, Dom	2	1	0	Moore, Joe-Max	10	2	1	Williamson, Eryk	4	0	1
Eck, Ted	4	0	0	Moore, Shaq	6	1	0	Wolff, Josh	9	2	0
Edu, Maurice	3	0	0	Morales, Alfredo	1	0	0	Wondolowski, Chris	11	5	1
Evans, Brad	7	0	0	Morris, Aidan	2	0	0	Wynalda, Eric	21	9	6
Feilhaber, Benny	6	1	0	Morris, Jordan	14	3	3	Yedlin, DeAndre	8	0	1
Ferreira, Jesús	5	7	0	Morrow, Justin	2	0	0	Yueill, Jackson	3	0	0
Fraser, Robin	2	0	0	Mulrooney, Richard	4	0	0	Zardes, Gyasi	22	6	3
Friedel, Brad	5	0	0	Murray, Bruce	5	2	1	Zendejas, Alex	4	0	1
Garza, Greg	1	0	0	Nagbe, Darlington	3	0	0	Zimmerman, Walker	6	0	0
Gibbs, Cory	3	0	0	Neal, Jalen	4	0	0	Zusi, Graham	7	0	1

LEADERS

CAPS

	Name	GP/GS	Editions
1.	Donovan, Landon	34/29	2002, 03, 05, 07, 11, 13
2.	Bradley, Michael	25/24	2007, 11, 15, 17
3.	Dempsey, Clint	24/19	2005, 07, 11, 15, 17
	Beasley, DaMarcus	23/16	2002, 03, 05, 07, 13, 15
	Keller, Kasey	23/23	1996, 98, 02, 03, 05, 07
6.	Zardes, Gyasi	22/12	2015, 17, 19, 21
7.	Hejduk, Frankie	21/20	1998, 02, 03, 05, 07
	Wynalda, Eric	21/21	1991, 93, 96, 98, 00
9.	Jones, Cobi	20/18	1993, 96, 98, 00, 02
10.	Bocanegra, Carlos	19/19	2002, 03, 07, 11
11.	Mastroeni, Pablo	16/14	2002, 03, 05, 07
	Beckerman, Kyle	16/14	2009, 13, 15
13.	Agoos, Jeff	15/15	1996, 98, 00, 02
	Bedoya, Alejandro	15/11	2011, 13, 15, 17
	Goodson, Clarence	15/14	2009, 11, 13
16.	Armas, Chris	14/12	2000, 02, 05
	Arriola, Paul	14/13	2017, 19, 21
	McBride, Brian	14/11	1998, 00, 02, 03
	Morris, Jordan	14/7	2017, 19, 23

GOALS

	Name	Goals	GP
1.	Donovan, Landon	18	34
2.	Dempsey, Clint	13	24
3.	Wynalda, Eric	9	21
4.	McBride, Brian	8	14
5.	Ferreira, Jesús	7	5
6.	Beasley, DaMarcus	6	23
	Zardes, Gyasi	6	22
8.	Altidore, Jozy	5	13
	Wondolowski, Chris	5	11
10.	Bocanegra, Carlos	3	25
	Bradley, Michael	3	15
	Corona, Joe	3	9
	Goodson, Clarence	3	15
	Gonzalez, Omar	3	11
	Holden, Stuart	3	10
	Johnson, Eddie	3	6
	Morris, Jordan	3	14
	Pulisic, Christian	3	6
	Vazquez, Brandon	3	5

ASSISTS

	Name	Assists	GP
1.	Donovan, Landon	16	34
2.	Bradley, Michael	7	25
3.	Beasley, DaMarcus	6	23
	Bedoya, Alejandro	6	15
	Wynalda, Eric	6	21
6.	Dempsey, Clint	5	24
7.	Lewis, Eddie	4	12
	Reyna, Claudio	4	12
9.	Busio, Gianluca	3	8
	Holden, Stuart	3	10
	Lalas, Alexi	3	12
	McBride, Brian	3	14
	Morris, Jordan	3	14
	Pulisic, Christian	3	6
	Ralston, Steve	3	11
	Roldan, Cristian	3	15
	Zardes, Gyasi	3	22

GOALKEEPERS

WINS

	Name	Wins	GP
1.	Keller, Kasey	17	20
2.	Howard, Tim	11	13
3.	Meola, Tony	8	10
4.	Turner, Matt	7	10
5.	Rimando, Nick	5	5
6.	Friedel, Brad	4	5
	Guzan, Brad	4	8
	Perkins, Troy	4	5
	Steffen, Zack	4	5
10.	Johnson, Sean	3	3

SHUTOUTS

	Name	Shutouts	GP
1.	Keller, Kasey	14	23
2.	Howard, Tim	8	13
3.	Meola, Tony	6	10
	Turner, Matt	6	10
5.	Friedel, Brad	3	4
	Johnson, Sean	3	3
	Perkins, Troy	3	5
	Steffen, Zack	3	5
9.	Guzan, Brad	2	8

ALL-TIME USMNT GOLD CUP
RESULTS BY OPPONENT

Opponent	W-L-T	GF/GA	Last Result	Year (Round)
Belize	1-0-0	6/1	6-1 W	2013 (g)
Brazil	1-2-0	2/3	1-2 L (aet)	2003 (sf)
Canada	4-0-2	9/3	2-2 D (3-2 pk)	2023 (qf)
Colombia	0-0-1	2/2	2-2 D (1-2 pk)	2000 (qf)
Costa Rica	7-0-1	14/5	2-0 W	2017 (sf)
Cuba	6-0-0	23/2	6-0 W	2015 (qf)
Curaçao	1-0-0	1/0	1-0 W	2019 (qf)
El Salvador	6-0-0	19/1	2-0 W	2017 (qf)
Grenada	1-0-0	4/0	4-0 W	2009 (g)
Guadeloupe	1-0-0	1/0	1-0 W	2011 (g)
Guatemala	3-0-0	7/0	1-0 W	2007 (g)
Guyana	1-0-0	4/0	4-0 W	2019 (g)
Haiti	3-0-1	7/2	1-0 W	2021 (g)
Honduras	6-0-1	12/3	2-1 W	2015 (g)
Jamaica	6-1-1	14/6	1-1 D	2023 (g)
Korea Republic	1-0-0	2/1	2-1 W	2002 (g)
Martinique	3-0-0	11/3	6-1 W	2021 (g)
Mexico	3-5-0	7/16	1-0 W (aet)	2021 (f)
Nicaragua	1-0-0	3/0	3-0 W	2017 (g)
Panama	6-1-5	14/9	1-1 D (4-5 pk)	2023 (s)
Peru	1-0-0	1/0	1-0 W	2000 (g)
Qatar	1-0-0	1/0	1-0 W	2021 (sf)
Saint Kitts & Nevis	1-0-0	6/0	6-0 W	2023 (g)
Trinidad & Tobago	5-0-0	19/3	6-0 W	2023 (g)

CONCACAF NATIONS LEAGUE HISTORY

Announced in 2017, the inaugural edition of the Nations League began with the group stages in 2019. Due to the COVID-19 global pandemic, the Nations League finals which were originally set to take place in Texas in June 2020 were postponed and relocated to June 2021 in Denver, Colorado. The tournament is divided into three tiered leagues, A, B, and C, of four groups each with promotion and relegation between the leagues based on finishing position within each group. The group winners of League A enter the finals, which is a four-team knockout competition. The winners of Leagues B and C are promoted to the next tier, while the four teams at the bottom of Leagues A and B are relegated to the next lower tier.

Below are recaps of each of the USA's previous Nations League appearances:

2024-25 NATIONS LEAGUE

The 2024-25 CNL quarterfinals served as the first competitive matches under new USMNT head coach Mauricio Pochettino and the team stepped up to the occasion when it faced Jamaica over the two-leg encounter. During leg one in Kingston, Christian Pulisic threaded Ricardo Pepi in alone on goal allowing the striker a clean look to finish in the fifth minute. Meanwhile, Matt Turner made a penalty kick save in the 12th minute and worked well with the back line to earn an important 1-0 away win – just the USA's fourth-ever win in Kingston. Facing the Reggae Boyz just four days later in St. Louis, the USA was in control from the start, with Weston McKennie linking up with Christian Pulisic in the 13th minute, a Jamaica own goal in the 33rd minute and Ricardo Pepi's 42nd minute goal giving Pochettino's side a 3-0 halftime lead. Tim Weah's 56th minute goal was surrounded by two second-half strikes from Jamaica as the USA earned a 5-2 aggregate win to advance to the semifinal against Panama to be played on March 20, 2025 at SoFi Stadium in Los Angeles.

2023-24 NATIONS LEAGUE

Concacaf changed the League A format for the 2023-24 Nations League, having the six highest ranked nations in the region automatically advance to the CNL Quarterfinals, matches which doubled as qualifiers for the 2024 Copa America. The USA was matched against Trinidad and Tobago, and utilized late goals from Ricardo Pepi, Antonee Robinson and Gio Reyna to earn a 3-0 victory against the Soca Warriors in the first leg on Nov. 16, 2023. Taking a 3-0 aggregate lead into Port of Spain, the USA ran out to an early lead through Robinson's 25th minute header, but a first half red card to Sergiño Dest saw the team down to 10 men for the rest of the match, which Trinidad eventually won 4-2. Despite the away defeat, the USA won the series 4-2 on aggregate to qualify for Copa America and advance to the CNL Finals. The USA faced Jamaica in the semifinal on March 21, and after conceding a first-minute goal, looked destined for defeat until a Cory Burke own goal in the sixth-minute of second-half stoppage time sent the match to extra time. Appearing in his camp since the 2022 FIFA World Cup, striker Haji Wright scored in the 96th and 109th minutes to give the USA a 3-1 win and push it to the CNL Final. Three days later, the USA faced off with Mexico and utilized a rocket from Tyler Adams just before halftime, before a Gio Reyna goal in the 63rd minute gave the USMNT an appropriate "Dos a Cero" victory and its third-straight CNL title.

2022-23 NATIONS LEAGUE

The USA finished atop Group D in the second edition of the Concacaf Nations League, utilizing a four-goal output from Jesús Ferreira to gain a convincing 5-0 win against Grenada in its opening match before utilizing a stoppage-time equalizer from Jordan Morris to earn a 1-1 draw at El Salvador through the first set of matches in 2022. In the return legs the following the USA gave another convincing performance with a 7-1 win at Grenada, before substitute Ricardo Pepi scored the game's only goal in a 1-0 home win against El Salvador to clinch the top of the group and advance to the 2022-23 CNL Finals.

Matched against Mexico in the semifinals, the USA got goals from Christian Pulisic on both sides of halftime, before Ricardo Pepi again came off the bench to add an exclamation point in a dominant 3-0 win against El Trif. In the Final against Canada, Chris Richards and Folarin Balogun each scored their first international goals during the first half to pace the USA to a 2-0 win and the team's second Nations League crown.

2019-2021 NATIONS LEAGUE

The USA finished atop Group A in the inaugural Concacaf Nations League group stage, earning a convincing 7-0 win against Cuba in its opening match in Washington, D.C. The team suffered its only loss of the tournament in its second match, falling 0-2 to Canada in Toronto before returning the favor with a 4-1 victory in the second leg. The USA then closed out the group stage with a 4-0 win against Cuba to move on to the finals.

Following a delay due to the global pandemic, the USA returned to Nations League action at the tournament finals in Denver on June 3, 2021. The team defeated Honduras in the semifinals with a late winner from forward Jordan Pefok in the 89th minute to punch its ticket to the final three days later against archrivals Mexico. On June 6, the USA claimed the first-ever Concacaf Nations League title after a thrilling 3-2 win with goals from Gio Reyna, Weston McKennie, and a converted penalty from Christian Pulisic in extra time. Goalkeeper Ethan Horvath sealed the win in the dying moments of the match with a penalty save to hold the lead.

USMNT CONCACAF NATIONS LEAGUE LEADERS

LEADERS

CAPS

	Name	GP/GS
1.	McKennie, Weston	16/15
2.	Pulisic, Christian	13/13
3.	Aaronson, Brenden	12/4
	Robinson, Antonee	12/12
5.	Musah, Yunus	11/9
	Ream, Tim	11/11
	Turner, Matt	11/11
8.	Reyna, Gio	10/9
9.	Pepi, Ricardo	9/4
10.	Dest, Sergiño	8/8

GOALS

	Name	Goals	GP
1.	Pepi, Ricardo	7	9
2.	Pulisic, Christian	6	13
	McKennie, Weston	6	16
4.	Morris, Jordan	5	6
5.	Ferreira, Jesús	4	2
6.	Sargent, Josh	3	5
	Reyna, Gio	3	10
8.	Zardes, Gyasi	2	2
	Wright, Haji	2	3
	Robinson, Antonee	2	12

ASSISTS

	Name	Assists	GP
1.	Reyna, Gio	5	10
	McKennie, Weston	5	16
3.	Morris, Jordan	4	6
	de la Torre, Luca	4	7
5.	Dest, Sergiño	3	8
	Pulisic, Christian	3	13
7.	Arriola, Paul	2	6
	Aaronson, Brenden	2	12
	Robinson, Antonee	2	1 2

GOALKEEPERS

WINS

	Name	Wins	GP
1.	Turner, Matt	10	11
2.	Guzan, Brad	3	3
3.	Horvath, Ethan	1	2
	Steffen, Zack	1	3

SHUTOUTS

	Name	Shutouts	GP
1.	Turner, Matt	7	11
2.	Guzan, Brad	2	3
3.	Steffen, Zack	1	3

ALL-TIME RESULTS - CONCACAF NATIONS LEAGUE

USA'S ALL-TIME CONCACAF NATIONS LEAGUE RECORD: 11-2-1

(q) Quarterfinal (s) Semifinal (3) Third-place Match (f) Final

2024-25 Concacaf Nations League

Date	Opponent	Result	U.S. Goal Scorers	Location	Attendance
Nov. 14, 2024	Jamaica (q)	1-0 W	Pepi	Kingston, Jamaica	25,500
Nov. 18, 2024	Jamaica (q)	4-2 W	Pulisic, OG, Pepi, Weah	St. Louis, Mo.	21,080

2023-24 Concacaf Nations League

Date	Opponent	Result	U.S. Goal Scorers	Location	Attendance
Nov. 16, 2023	Trinidad & Tobago (q)	3-0 W	Pepi, A. Robinson, Reyna	Austin, Texas	19,850
Nov. 20, 2023	Trinidad & Tobago (q)	1-2 L	A. Robinson	Port of Spain, Trinidad	9,436
March 21, 2024	Jamaica (s)	1-3 W (aet)	OG, Wright (2)	Arlington, Texas	40,926
March 24, 2024	Mexico (f)	2-0 W	Adams, Reyna	Arlington, Texas	59,471

2022-23 Concacaf Nations League

Date	Opponent	Result	U.S. Goal Scorers	Location	Attendance
June 10, 2022	Grenada	5-0 W	Ferreira (4), Arriola	Austin, Texas	20,500
June 14, 2022	El Salvador	1-1 D	J. Morris	San Salvador, El Salvador	6,313
March 24, 2023	Grenada	7-1 W	Pepi (2), McKennie (2) B. Aaronson, Pulisic, Zendejas	St. Georges, Grenada	7,032
March 27, 2023	El Salvador	1-0 W	Pepi	Orlando, Fla.	18,947
June 15, 2023	Mexico (s)	3-0 W	Pulisic (2), Pepi	Las Vegas, Nev.	65,000
June 18, 2023	Canada (f)	2-0 W	Richards, Balogun	Las Vegas, Nev.	35,000
Champion: USA		Runner-up: Canada		USA finish: 1st Place	

2019-21 Concacaf Nations League

Date	Opponent	Result	U.S. Goal Scorers	Location	Attendance
Oct. 11, 2019	Cuba	7-0 W	McKennie (3), Morris, Ramos (o.g.), Sargent, Pulisic	Washington, D.C.	13,784
Oct. 15, 2019	Canada	0-2 L	–	Toronto, Canada	17,126
Nov. 15, 2019	Canada	4-1 W	Morris, Zardes (2), Long	Orlando, Fla.	13,103
Nov. 19, 2019	Cuba	4-0 W	Sargent (2), Morris (2)	George Town, Cayman Islands	1,966
June 3, 2021	Honduras (s)	1-0 W	Pefok	Denver, Colo.	34,451
June 6, 2021	Mexico (f)	3-2 W	Reyna, McKennie, Pulisic	Denver, Colo.	37,648
Champion: USA		Runner-up: Mexico		USA finish: 1st Place	



LAMAR HUNT U.S. OPEN CUP

WHAT IS THE LAMAR HUNT U.S. OPEN CUP?

Dating back to 1914, the U.S. Open Cup is the oldest cup competition in United States soccer and is among the oldest in the world. Open to all affiliated amateur and professional teams in the United States, the annual U.S. Open Cup is a 100-plus-year-old, single elimination tournament.

The U.S. Open Cup is very similar to domestic cup competitions popular throughout Europe, South America and the rest of the world. Cup competitions, which usually run concurrent with a country's league season, are open in the early stages to any club that can qualify, giving local amateur teams a chance to compete against the best teams a country has to offer.

In leagues like the Premier League in England, Serie A in Italy and the Bundesliga in Germany, cup competitions are prestigious tournaments waged between countries' strongest teams like Manchester United, AC Milan and Bayern Munich, and smaller teams like the amateur French side Calais that made it to the finals of the 2000 French Cup only to fall to defending champions Nantes on an injury time penalty kick. Watford F.C. in England, was another small-time club that hit it big in 1984 by making it all the way to the F.A. Cup Final. Unfashionable Chesterfield of the Second Division (the third flight in England) advanced to the semifinals of the 1997 F.A. Cup in England before finally losing. The winner of each country's domestic cup competition, in addition to taking home the prize money, is automatically placed into a tournament to compete against neighboring countries' cup winners.

In 1999, the U.S. Open Cup was renamed the Lamar Hunt U.S. Open Cup to honor the long-time soccer supporter and pioneer. Hunt, who died in 2006, was one of the sport's first major ownership figures in the United States and is a member of the National Soccer Hall of Fame. His family continues to operate FC Dallas in Major League Soccer.

The winning team of the U.S. Open Cup has its name engraved on the Dewar Challenge Trophy, which has been permanently retired and housed at the National Soccer Hall of Fame in Frisco, Texas.

HISTORY OF THE LAMAR HUNT U.S. OPEN CUP

As the oldest annual team tournament in U.S. sports history, the U.S. Open Cup dates back to 1914 when the Brooklyn Field Club of the North American Foot Ball League (NAFBL) won the first national title by defeating the Brooklyn Celtics in Pawtucket, R.I. First instituted as the National Challenge Cup under the aegis of the United States Football Association (now U.S. Soccer), it was conceived as a competition open to all players (amateur and professional) and based upon England's Football Association Cup format.

During the Open Cup's early years, teams sponsored by industry in the East's urban centers dominated the competition. Bethlehem Steel of Pennsylvania (NAFBL) won four Open Cup titles between 1915 and 1919. Bethlehem Steel would make it five overall titles in 1926, while the American Soccer League's Fall River Marksmen (Mass.) won four national crowns between 1924 and 1931. The Marksmen became the New Bedford Whalers in 1932 and captured their fifth Open Cup crown (tying Bethlehem Steel) that same year.

The last team to capture five tournament titles was Los Angeles Maccabee SC (1973, 1975, 1977, 1978, 1981).

Although there have been numerous back-to-back winners (eight overall by seven different teams), only the New York Greek-Americans, the Fall River Marksmen/New Bedford Whalers, St.

Louis Stix, Baer and Fuller/St. Louis Central Breweries FC, and the Seattle Sounders of Major League Soccer have won three consecutive crowns. The Marksmen/New Bedford Whalers did it first from 1930-1932, while St. Louis Stix, Baer and Fuller/St. Louis Central Breweries F.C. followed them up with treble of their own from 1933-1935. The Greek-Americans won three straight from 1967-1969 and Sounders FC became the fourth team when they lifted the trophy in 2011 after their 2010 and 2009 triumphs.

While teams sponsored by industries in the East's urban centers dominated the Men's Open and Amateur Cups until the 1950s, the teams from the West and Midwest have flexed their muscles in the later years. In fact, California alone has garnered the lion's share of success, winning 12 titles since 1973. Missouri, Illinois and Florida have also appeared regularly on the winner's list.

Although it is now a complete "knock-out" tournament, with a few exceptions, the U.S. Open Cup final was a two-leg, home-and-away series between 1928 and 1968.

Despite the prominence of the North American Soccer League from 1967 to 1984, NASL teams rarely showed the inclination to enter the U.S. Open Cup competition. In fact, until the emergence of Major League Soccer, full professional teams were almost non-existent in the competition. That has changed in the last two decades, though, with MLS taking part since 1996, thus helping make the tournament a true "national" championship. Since the league began participating, an MLS club has won the tournament all but once, with the 1999 Rochester Rhinos being the last lower-league club to win the tournament.

HISTORY OF THE DEWAR CHALLENGE TROPHY

The oldest trophy in United States team sports history, the Dewar Challenge Trophy was donated to the American Amateur Football Association in 1912 by Sir Thomas R. Dewar, a British distiller, sportsman and philanthropist during an AAFA (now United States Amateur Soccer Association) visit to London prior to the 1912 Olympics. The trophy was originally purchased for \$500 and given in the hope of promoting soccer in the United States and in the name of Anglo-American friendship.

The cup was first awarded to the Yonkers Football Club (N.Y.) in 1912 after they defeated the Hollywood Inn Football Club (N.Y.) at the Lennox Oval in New York City. The trophy was officially adopted as the U.S. Open Cup trophy prior to the Brooklyn Field Club's inaugural championship in 1914 in Pawtucket, R.I.

The trophy was retired in 1979, but was refurbished by the USASA in 1997 and was presented to the 1997 and 1998 Open Cup winners, before returning to the National Soccer Hall of Fame in Oneonta, N.Y., in 1999. Starting in 2011, the trophy resides in the main trophy room at U.S. Soccer House in Chicago. When logistics permit, the still fragile trophy can be taken to the site of the cup final to display prior to the event for fans, and also for the winning team to raise for a night.



LAMAR HUNT U.S. OPEN CUP


 L A M A R H U N T
U.S. OPEN CUP

2024 LAMAR HUNT U.S. OPEN CUP REVIEW

On a Hollywood night, south of the Hollywood Hills, in front of a sellout crowd of more than 22,000 fans, Los Angeles Football Club and Sporting Kansas City wrote a Hollywood ending to the 2024 Lamar Hunt U.S. Open Cup as LAFC claimed a first Open Cup title with a 3-1 overtime victory. A championship atmosphere emanated from BMO Stadium with fans of both teams in full voice. Surviving members of the great LA Kickers – legends of Open Cup yesteryear and the first-ever Champions from the West Coast back in 1958 – watched on as the two MLS combatants went toe-to-toe from the opening whistle.

Both teams carved out chances over the first 20 minutes of the 109th Open Cup Final with Sporting KC – aiming to become the first five-time winner of the tournament's Modern Era – twice testing Hugo Lloris in the LAFC goal. The half-hour mark brought a pair of dangerous moments from LAFC's dynamic duo of Denis Bouanga and Mateusz Bogusz. A smart save from Open Cup legend Tim Melia in the SKC goal on World Cup winner Olivier Giroud in the 41st minute kept things knotted at zeros as the interval approached – but it put the smell of goal in the legendary French striker's nostrils.

Eight minutes after the break, Giroud had his goal via a tap-in from a Bogusz pass after LAFC stole the ball in midfield and Sergi Palencia played the hosts in behind the SKC defense. It was the first Open Cup goal for Giroud in his inaugural match in the historic competition.

LAFC's advantage was short-lived as the four-time Open Cup champions from the Midwest, who had won each of their previous Final appearances, struck back. This time, it was LAFC that turned the ball over 35 yards from goal and a quick switch put the team's Open Cup top-scorer Dániel Sallói into the left side of the box. His cut-back cross was met by the outstanding Erik Thommy, who one-timed a powerful strike past Hugo Lloris at the near post to level matters.

The home team from the City of Angels began tilting the field in the latter stages of the second half but they were unable to find the killer touch despite creating a handful of dangerous chances again through Bogusz and Bouanga. Ultimately, a victor could not be decided in the regulation 90 minutes and an extra half hour of play was needed to separate the sides.

The crucial break-through finally came in the 102nd minute when referee Armando Villarreal played advantage for LAFC after a foul on Bouanga near the top of the box. The ball wound its way to Omar Campos, who dipped past a pair of Sporting KC defenders before guiding a low drive through the penalty area and into the lower right corner for the match winner.

The 40-year-old veteran Kei Kamara -- who considers Los Angeles his home after arriving there as a young refugee from war-torn Sierra Leone -- capped off proceedings with a towering header in the 109th minute to cement the final 3-1 scoreline for LAFC. It was a vintage strike from the forward, and against his former club where he won an Open Cup crown and made his name.

2024 U.S. OPEN CUP FIELD

When the 2024 Lamar Hunt U.S. Open Cup began on March 19, there were 96 teams in the mix with the goal of making it to the Open Cup Final on September 25. The 109th edition of the Open Cup featured eight Division I, 24 II and 32 III professional clubs in the Tournament Proper as well as 32 amateur and semi-pro teams from the Open Division. The competition winner (LAFC) took home \$300,000, with the runner-up (Sporting Kansas City) receiving \$100,000, and the team that advanced the furthest from each lower division earning \$25,000.

Champion – Los Angeles Football Club (MLS)

Runner-Up – Sporting Kansas City (MLS)

Furthest Advancing Division II Club – Indy Eleven (USLC) – Semifinal

Furthest Advancing Division III Club – NYCFC II (MLSNP) – Round of 16

Furthest Advancing Open Division Club – El Farolito (NPSL) – Third Round

Professional Teams (64 total)

Division I (MLS) 8 – Atlanta United FC, FC Dallas, Houston Dynamo FC, Los Angeles FC, Real Salt Lake, San Jose Earthquakes, Seattle Sounders FC, Sporting Kansas City

Division II (USLC) 24 – Birmingham Legion FC, Charleston Battery, Colorado Springs Switchbacks FC, Detroit City FC, El Paso Locomotive, FC Tulsa, Hartford Athletic, Indy Eleven, Las Vegas Lights FC, Loudoun United FC, Louisville City FC, Memphis 901 FC, Miami FC, Monterey Bay FC, New Mexico United, North Carolina FC, Oakland Roots SC, Orange County Soccer Club, Phoenix Rising FC, Pittsburgh Riverhounds SC, Rhode Island FC, Sacramento Republic FC, San Antonio FC, Tampa Bay Rowdies

Division III 32 – USL League One: Central Valley Fuego FC, Charlotte Independence, Chattanooga Red Wolves SC, Forward Madison FC, Greenville Triumph SC, One Knoxville SC, Lexington SC., Northern Colorado Hailstorm FC, Richmond Kickers, South Georgia Tormenta FC, Spokane Velocity FC, Union Omaha – MLS NEXT Pro: Austin FC II, Carolina Core FC, Chattanooga FC, Chicago Fire II, Colorado Rapids 2, Crown Legacy FC, Minnesota United FC2, LA Galaxy II, New York City FC II, New York Red Bulls II, Portland Timbers 2 – NISA: Arizona Monsoon FC, Capo FC, Club de Lyon FC, Georgia Lions SC, Irvine Zeta FC, Los Angeles Force, Maryland Bobcats FC, Michigan Stars FC, Savannah Clovers FC

Open Division Teams (32 total)

USASA National Amateur Cup Winner: SC MesoAmerica (California / USASA)

UPSL Spring Champion: AS Frenzi (Florida / UPSL)

Qualifying Round Winners: 11 teams – winners from the Four Qualifying Rounds / Fall 2023: Azteca FC (Colorado, Colorado Premier League / USSSA-Soccer), Chicago House AC (Illinois / Midwest Premier League / USASA), Christos FC (Maryland / Maryland Super Soccer League/ USASA), FC America CFL Spurs (Florida / United States Soccer League / USSSA-Soccer), FORO SC (Texas / UPSL), SCU Heat (South Carolina / UPSL), Brockton FC United (Massachusetts / UPSL), Vereinigung Erzgebirge (Pennsylvania / United Soccer League of Penn. / USASA), Miami United FC (Florida / United States Soccer League / USSSA-Soccer), FC Folsom (California / UPSL) Irvine Zeta FC II (California / UPSL)

National Premier Soccer League (NPSL) / 8 teams – based on previous year league standings: Tulsa Athletic (Oklahoma), Apotheos FC (Georgia), West Chester United SC (Pennsylvania), El Farolito (California), Steel City FC (Pennsylvania), FC Motown (New Jersey), Lubbock Matadors SC (Texas), Duluth FC (Minnesota)

USL League Two / 11 teams – based on previous year league standings: Ballard FC (Washington), Chicago City SC (Illinois), Asheville City SC (North Carolina), Brave SC (Florida), NoVa FC (Virginia), Redlands FC (California), South Carolina United Bantams (South Carolina), Des Moines Menace (Iowa), Western Mass Pioneers (Massachusetts), Vermont Green FC (Vermont), Hudson Valley Hammers (New York)

2024 LAMAR HUNT U.S. OPEN CUP RESULTS

FINAL

September 27

LAFC (MLS) 3–1 (a.e.t.)
Sporting Kansas City (MLS)

SEMIFINALS

August 27–28

Sporting Kansas City (MLS) 2–0
Indy Eleven (USLC)
Seattle Sounders FC (MLS) 0–1
LAFC (MLS)

QUARTERFINALS

July 9–10

Atlanta United FC (MLS) 1–2
Indy Eleven (USLC)
Sacramento Republic FC (USLC) 1–2
Seattle Sounders FC (MLS)
Sporting Kansas City (MLS) 2–1 (a.e.t.)
FC Dallas (MLS)
LAFC (MLS) 3–1
New Mexico United (USLC)

ROUND OF 16

May 21–22

Charleston Battery (USLC) 0–0 (4–5 PKs)
Atlanta United FC (MLS)
New York City FC II (MLSNP) 0–3
New Mexico United (USLC)
Sporting Kansas City (MLS) 4–0
FC Tulsa (USLC)
Sacramento Republic FC (USLC) 4–3 (a.e.t.)
San Jose Earthquakes (MLS)
LAFC (MLS) 3–0
Loudoun United FC (USLC)
Indy Eleven (USLC) 3–0
Detroit City FC (USLC)
Tampa Bay Rowdies (USLC) 1–2
FC Dallas (MLS)
Seattle Sounders FC (MLS) 2–1
Phoenix Rising FC (USLC)

ROUND OF 32

May 7–8

Pittsburgh Riverhounds (USLC) SC 0–1
FC Tulsa (USLC)
Atlanta United FC (MLS) 3–0
Charlotte Independence (USL1)
Houston Dynamo FC (MLS) 3–3 (9–10 PKs)
Detroit City FC (USLC)
FC Dallas (MLS) 1–0 Memphis 901 FC (USLC)
San Jose Earthquakes (MLS) 1–0
Oakland Roots SC (USLC)
Orange County SC (USLC) 1–2
Loudoun United FC (USLC)
Sacramento Republic FC (USLC) 2–0
Monterey Bay FC (USLC)

Charleston Battery (USLC) 3–2 (a.e.t.)
South Georgia Tormenta FC (USL1)
North Carolina FC (USLC) 1–2 (a.e.t.)
Phoenix Rising FC (USLC)
Indy Eleven (USLC) 2–0 San Antonio FC (USLC)
New York City FC II (MLSNP) 1–0
Colorado Springs Switchbacks FC (USLC)
Tampa Bay Rowdies (USLC) 6–4 (a.e.t.)
Birmingham Legion FC (USLC)
Union Omaha (USL1) 1–2 (a.e.t.)
Sporting Kansas City (MLS)
New Mexico United (USLC) 4–2 Real Salt Lake (MLS)
Seattle Sounders FC (MLS) 2–2 (a.e.t.) (5–4 PKs)
Louisville City FC (USLC)
Las Vegas Lights FC (USLC) 1–3 LAFC (MLS)

THIRD ROUND

April 16–17

Louisville City FC (USLC) 3–1
Greenville Triumph SC (USL1)
Detroit City FC (USLC) 1–0
Michigan Stars FC (NISA)
Charlotte Independence (USL1) 4–4 (a.e.t.) (5–4 PKs)
Rhode Island FC (USLC)
New Mexico United (USLC) 3–1
Lubbock Matadors SC (NPSL)
Oakland Roots SC (USLC) 2–1 (a.e.t.)
El Farolito SC (NPSL)
Hartford Athletic (USLC) 2–3 (a.e.t.)
New York City FC II (MLSNP)
North Carolina FC (USLC) 1–0
Carolina Core FC (MLSNP)
Memphis 901 FC (USLC) 2–0
Miami United FC (USL1)
Richmond Kickers (USL1) 0–0 (a.e.t.) (4–5 PKs)
Loudoun United FC (USLC)
Miami FC (USLC) 2–4
South Georgia Tormenta FC (USL1)
FC Tulsa (USLC) 2–1 Northern Colorado Hailstorm FC (USL1)
Birmingham Legion FC (USLC) 4–2 (a.e.t.)
Chattanooga Red Wolves SC (USL1)
Chicago Fire FC II (MLSNP) 0–1
Indy Eleven (USLC)
Union Omaha (USL1) 0–0 (a.e.t.) (5–3 PKs)
El Paso Locomotive FC (USLC)
Monterey Bay FC (USLC) 2–1
Irvine Zeta FC (NISA)
Las Vegas Lights FC (USLC) 2–1 (a.e.t.)
Spokane Velocity FC (USL1)

SECOND ROUND

April 2–3

Richmond Kickers (USL1) 5–2
Maryland Bobcats FC (NISA)
Charlotte Independence (USL1) 0–0 (a.e.t.) (4–3 PKs)

SC United Heat (UPSL)
New York City FC II (MLSNP) 4–2
New York Red Bulls II (MLSNP)
Lubbock Matadors SC (NPSSL) 2–0
Foro SC (UPSL)
Minnesota United FC 2 (MLSNP) 0–2 (a.e.t.)
Michigan Stars FC (NISA)
Central Valley Fuego FC (USL1) 1–2
El Farolito SC (NPSSL)
Miami United FC (USSL) 2–0
Club de Lyon FC (NISA)
South Georgia Tormenta FC (USL1) 4–0
Savannah Clovers FC (NISA)
One Knoxville SC (USL1) 2–3 (a.e.t.)
Greenville Triumph SC (USL1)
Vermont Green FC (USL2) 1–2
Carolina Core FC (MLSNP)
Apotheos FC (NPSSL) 0–1
Chattanooga Red Wolves SC (USL1)
Chicago Fire FC II (MLSNP) 2–0
Forward Madison FC (USL1)
Union Omaha (USL1) 3–1
Des Moines Menace (USL2)
Colorado Rapids 2 (MLSNP) 2–3 (a.e.t.)
Northern Colorado Hailstorm FC (USL1)
Ventura County FC (MLSNP) 0–3
Irvine Zeta FC (NISA)
Spokane Velocity FC (USL1) 1–0
Los Angeles Force (NISA)

FIRST ROUND March 19–21

Chattanooga FC (MLSNP) 0–1
Florida Miami United (USSL/LQ)
Brave SC (USL2) 0–2
Savannah Clovers FC (NISA)
Vermont Green FC (USL2) 4–3
Lexington SC (USL1)
Forward Madison FC (USL1) 2–0
Duluth FC (NPSSL)
West Chester United SC (NPSSL) 0–2
Maryland Bobcats FC (NISA)
South Georgia Tormenta FC (USL1) 1–0
FC America CFL Spurs (UPSL/LQ)
Tulsa Athletic (NPSSL) 1–4
Northern Colorado Hailstorm FC (USL1)
Austin FC II (MLSNP) 2–2 (a.e.t.) (3–4 PKs)
Foro SC (UPSL/LQ)
Portland Timbers 2 (MLSNP) 1–2
El Farolito SC (NPSSL)
Richmond Kickers (USL1) 1–0
Christos FC (MSSL/LQ)
AS Frenzi (UPSL Spring Champion) 2–3
Club de Lyon FC (NISA)
SC United Bantams (USL2) 0–1
Greenville Triumph SC (USL1)
Asheville City SC (USL2) 0–2
One Knoxville SC (USL1)
Apotheos FC (NPSSL) 1–0 (forfeit)
Georgia Lions FC (NISA)
New York Red Bulls II (MLSNP) 5–1
Hudson Valley Hammers (USL2)
Chicago Fire FC II (MLSNP) 6–0
Chicago City SC (USL2)

Chicago House AC (MWPL/LQ) 0–3
Minnesota United FC 2 (MLSNP)
FC Folsom (UPSL/LQ) 1–2
Central Valley Fuego FC (USL1)
Irvine Zeta FC (NISA) 1–0
SC MesoAmerica (CSA/USASA National Amateur Champion)
Los Angeles Force (NISA) 2–1
Redlands FC (USL2)
Ballard FC (USL2) 0–1
Spokane Velocity FC (USL1)
Capo FC (NISA) 2–2 (a.e.t.) (4–5 PKs)
Des Moines Menace (USL2)
Steel City FC (NPSSL) 0–1
Michigan Stars FC (NISA)
FC Motown (NPSSL) 0–3
New York City FC II (MLSNP)
Chattanooga Red Wolves SC (USL1) 4–2 (a.e.t.)
Brockton FC United (UPSL/LQ)
Crown Legacy FC (MLSNP) 0–1
South Carolina United Heat (UPSL/LQ)
Western Mass Pioneers (USL2) 0–4
Union Omaha (USL1)
Vereinigung Erzgebirge (USL-P/LQ) 0–2
Charlotte Independence (USL1)
Carolina Core FC (MLSNP) 3–2
NoVa FC (USL2)
Lubbock Matadors SC (NPSSL) 2–1 (a.e.t.)
Arizona Monsoon FC (NISA)
Colorado Rapids 2 (MLSNP) 3–0
Azteca FC (CPL/LQ)
Ventura County FC (MLSNP) 2–1
Irvine Zeta FC 2 (UPSL/LQ)

ALL-TIME U.S. OPEN CUP CHAMPIONS

1914 Brooklyn Field Club (NAFBL)
 1915 Bethlehem Steel of Pa. (NAFBL)
 1916 Bethlehem Steel of Pa. (NAFBL)
 1917 Fall River Rovers of Mass. (SNESE)
 1918 Bethlehem Steel of Pa. (NAFBL)
 1919 Bethlehem Steel of Pa. (NAFBL)
 1920 St. Louis Ben Miller FC (SLSL)
 1921 Brooklyn Robbins Dry Dock (NAFBL)
 1922 St. Louis Scullin Steel (SLSL)
 1923 Paterson FC of N.J. (ASL I)
 1924 Fall River Marksmen of Mass. (ASL I)
 1925 Shawsheen FC of Andover, Mass.
 1926 Bethlehem Steel of Pa. (ASL I)
 1927 Fall River Marksmen of Mass. (ASL I)
 1928 New York Nationals (ASL I)
 1929 New York Hakoah SC (ESL)
 1930 Fall River Marksmen of Mass. (ASL I)
 1931 Fall River Marksmen of Mass. (ASL I)
 1932 New Bedford Whalers of Mass. (ASL I)
 1933 St. Louis Stix, Baer and Fuller (SLSL)
 1934 St. Louis Stix, Baer and Fuller (SLSL)
 1935 St. Louis Central Breweries FC
 1936 Philadelphia German-Americans SC
 1937 New York Americans (ASL II)
 1938 Chicago Sparta ABA (NSL)
 1939 Brooklyn St. Mary's Celtic (ASL II)
 1940 Baltimore SC (ASL II)
 Chicago Sparta ABA (NSL) co-champions
 1941 Pawtucket Rangers of R.I. (ASL II-NE)
 1942 Pittsburgh Gallatin SC
 1943 Brooklyn Hispano (ASL II)
 1944 Brooklyn Hispano (ASL II)
 1945 New York Brookhattan (ASL II)
 1946 Chicago Vikings (NASFL)
 1947 Fall River Ponta Delgada SC of Mass. *
 1948 St. Louis Simpkins-Ford (SLSL)
 1949 Pittsburgh Morgan SC
 1950 St. Louis Simpkins-Ford (SLSL)
 1951 New York German Hungarian SC *
 1952 Pittsburgh Harmarville SC
 1953 Chicago Falcons (NSL)
 1954 New York Americans (ASL II)
 1955 SC Eintracht of N.Y. (GAL)
 1956 Pittsburgh Harmarville SC
 1957 St. Louis Kutis SC *
 1958 Los Angeles Kickers
 1959 San Pedro McIlvaine Canvasbacks of Calif.
 1960 Philadelphia Ukrainian Nationals (ASL II)
 1961 Philadelphia Ukrainian Nationals (ASL II)
 1962 New York Hungaria (GAL)
 1963 Philadelphia Ukrainian Nationals (ASL II)
 1964 Los Angeles Kickers
 1965 New York Ukrainians (GAL)
 1966 Philadelphia Ukrainian Nationals (ASL II)
 1967 New York Greek-Americans (GAL)
 1968 New York Greek-Americans (GAL)
 1969 New York Greek-Americans (GAL)
 1970 SC Elizabeth of N.J. (GAL)
 1971 New York Hota (GAL)
 1972 SC Elizabeth of N.J. (GAL)
 1973 Los Angeles Maccabee SC
 1974 New York Greek-American (GAL)
 1975 Los Angeles Maccabee SC
 1976 San Francisco AC
 1977 Los Angeles Maccabee SC

1978 Los Angeles Maccabee SC
 1979 Brooklyn Dodgers (CSL)
 1980 New York Pancyprian-Freedoms (CSL)
 1981 Los Angeles Maccabee SC
 1982 New York Pancyprian-Freedoms (CSL)
 1983 New York Pancyprian-Freedoms (CSL)
 1984 New York AO Krete
 1985 San Francisco Greek-American AC
 1986 St. Louis Kutis SC
 1987 Club España of Washington, D.C.
 1988 St. Louis Busch SC
 1989 St. Petersburg Kickers of Fla.
 1990 Chicago AAC Eagles
 1991 Brooklyn Italians SC
 1992 San Jose Oaks of Calif. (SFDML)
 1993 San Francisco C.D. Mexico (SFDML)
 1994 San Francisco Greek-American AC (SFDML)
 1995 Richmond Kickers (Premier League, USISL)
 1996 D.C. United (MLS) **
 1997 Dallas Burn (MLS)
 1998 Chicago Fire (MLS) **
 1999 Rochester Raging Rhinos (A-League, USL)
 2000 Chicago Fire (MLS)
 2001 LA Galaxy (MLS)
 2002 Columbus Crew (MLS)
 2003 Chicago Fire (MLS)
 2004 Kansas City Wizards (MLS)
 2005 LA Galaxy (MLS) **
 2006 Chicago Fire (MLS)
 2007 New England Revolution (MLS)
 2008 D.C. United (MLS)
 2009 Seattle Sounders (MLS)
 2010 Seattle Sounders (MLS)
 2011 Seattle Sounders (MLS)
 2012 Sporting Kansas City (MLS)
 2013 D.C. United (MLS)
 2014 Seattle Sounders FC (MLS)
 2015 Sporting Kansas City (MLS)
 2016 FC Dallas (MLS)
 2017 Sporting Kansas City (MLS)
 2018 Houston Dynamo (MLS)
 2019 Atlanta United (MLS)
 2020 Open Cup Cancelled (Covid-19)
 2021 Open Cup Cancelled (Covid-19)
 2022 Orlando City SC (MLS)
 2023 Houston Dynamo (MLS)
 2024 Los Angeles Football Club (MLS)

* Also won Men's Amateur Cup

** Also won Division I league championship

ASL I = American Soccer League I (1923-1933)

ASL II = American Soccer League II (1934-1983)

ASL II-NE = American Soccer League II –

New England Division

CSL = Cosmopolitan Soccer League

ESL = Eastern Soccer League

GAL = German-American Soccer League

MLS = Major League Soccer

NAFBL = National Association Foot Ball League

NASFL = North American Soccer Football League

NSL = National Soccer League of Chicago

SFDML = San Francisco Division Major League

SLSL = St. Louis Soccer League

SNESE = Southern New England Soccer League

USL = United Soccer Leagues (Formerly the USISL)

U.S. SOCCER HISTORY & INFORMATION





Cindy **PARLOW CONE**

U.S. Soccer President

Cindy Parlow Cone is first female President of U.S. Soccer, the second sitting National Soccer Hall of Fame inductee and the first to hold the position who played for a senior U.S. National Team. Cone was elevated from Vice President to President of the U.S. Soccer Federation on March 12, 2020. She is also one of only nine female federation presidents across FIFA's 211 member associations (as of May 3, 2022).

She was first elected Vice President of U.S. Soccer in February of 2019 at the U.S. Soccer Annual General Meeting and served in the position for a year, completing the term that was vacated. She then was re-elected to a full, four-year term at the 2020 AGM in February.

While leading the Federation back to resuming programming through the COVID-19 global pandemic, which began just after her being elevated to President, Cone's priorities included focusing on improving U.S. Soccer's efforts to take meaningful action in the diversity, equity, inclusion and belonging space, bringing commercial rights back in house, team building, and leading efforts to grow the game in all its forms.

Cone was then re-elected as U.S. Soccer's President during the National Council Meeting at the Federation's Annual General Meeting in Atlanta on March 5, 2022, after earning 52.9 percent of the weighted vote in a two-candidate race.

In May 2022, under Cone's leadership, U.S. Soccer and the United States Women's National Team Players Association (USWNTPA) and the United States National Soccer Team Players Association (USNSTPA) agreed to terms on historic, first-of-their-kind collective bargaining agreements (CBAs) that achieved equal pay through identical economic terms, setting the global standard moving forward in international soccer.

Cone is a title-winning coach at the grassroots, collegiate and professional levels and holds a USSF "A" coaching license. During the past 20 years, she has served on numerous committees, including the FIFA Steering Committee, the U.S. Soccer Medical Advisory Committee, Appeals Committee, and the Athletes' Council.

The Memphis, Tennessee native was a star for the U.S. Women's National Team during a career that spanned 1996-2004, earning 158 caps while scoring 75 goals, which still stands as 8th all-time on the USA's all-time goals list. Her seven career hat tricks are still second all-time behind Mia Hamm and Carli Lloyd. She also had 35 career assists. In 1998, she won U.S. Soccer's inaugural Young Female Player of the Year Award.

At 5-foot-11, she was a towering presence on the USA's forward line. During her career she was a two-time Olympic gold medal winner (1996 & 2004) and a member of the historic 1999 Women's World Cup winning side, scoring two goals in that tournament including a diving header against Nigeria in group play and the crucial opening score in the 2-0 semifinal victory against Brazil.

She played her last match for the U.S. WNT on Dec. 8, 2004, in a 5-0 win against Mexico at The Home Depot Center in Carson, Calif., in what was also the final match for Mia Hamm, Julie Foudy, Brandi Chastain and Joy Fawcett (who was on the bench but did not play).

She is the youngest player ever to win both an Olympic gold medal and a Women's World Cup title. In total, she played in nine Olympic matches and 11 World Cup matches. In 2000, she led the USA with 19 goals, which was her career high in a calendar year. She had four hat tricks that year, one shy of a U.S. record for a single year.

She also played for the USA's Youth National Teams and played three seasons in the WUSA, the USA's first women's pro league, advancing to two championship games with the Atlanta Beat.

Inducted into the National Soccer Hall of Fame in 2018, Cone was a four-time All-American at the University of North Carolina, where she scored 68 goals and had 53 assists in 103 games, and was on teams that won two NCAA titles. She won both the Hermann Trophy and the M.A.C. Player of the Year awards as the consensus college soccer player of the year as a junior and a senior, which at the time, paired her with Mia Hamm as the only twotime winners of both awards. Cone was also pioneer of sorts for college soccer, entering UNC early after three years of high school. She majored in Education at UNC.

In 2023, Cone received the prestigious NCAA Silver Anniversary Award, which is awarded annually to six athletes on the 25th anniversary of the conclusion of their college athletics careers for their outstanding collegiate and professional achievements.

She also served as an assistant coach at UNC, winning four NCAA titles, including 2012 when she took the coaching lead due to an illness to head coach Anson Dorrance's wife.

She was also the first head coach to win a National Women's Soccer League championship, guiding Portland Thorns FC to the title in 2013 during the league's inaugural season.

Cone is on the board for the non-profit Goals for Girls, an organization that uses "soccer to teach leadership skills in young women and teach them how to be agents of change, in their own lives and in their communities."

She is currently the Girls' Director for NCFC Youth in the Durham-Chapel Hill area.

In the summer of 2007, she married John Cone in Chapel Hill. She has a street – Cindy Parlow Drive – named after her in her hometown of Memphis, Tenn.



JT BATSON

**CEO / Secretary General
U.S. Soccer Federation**

JT Batson was named CEO / Secretary General of the U.S. Soccer Federation on Sept. 26, 2022.

Batson fell in love with soccer at a young age. He played club soccer for Augusta Arsenal growing up in Georgia and later helped run the club while serving as a referee, a referee assignor, mowing and lining fields and working in coaching recruitment. He has coached boys and girls at the grassroots level and has been active in supporting his childhood soccer club as a member of the Augusta Arsenal Soccer Club advisory board.

A long-time member of the soccer community, he feels his experience in grassroots soccer helped shape who he is today, an executive who prides himself on doing the work necessary to achieve goals and create important bonds with employees and partners while also teaching and mentoring.

A strong believer in the power of teamwork, the first software he ever worked on was for the assigning of youth soccer referees for tournament organizers. He also paid for college, in part, by working soccer camps. He has described his young self as being a kid that didn't dream of playing in a World Cup, but instead of organizing one. Like for many, the 1994 FIFA World Cup held in the USA had a profound impact on Batson and opened his eyes to the potential and global impact of soccer. It was a rallying cry to think big about soccer in the USA, and a watershed event for his generation, showing how big investment can impact the future while setting the stage for the 2026 FIFA World Cup to impact many more soccer fans of all ages.

Batson has spent his professional career at the intersection of media, advertising and technology, focused on solving challenging problems at scale through innovation and collaboration.

A former member of U.S. Soccer Finance Committee, Batson comes to the Federation with experience heading large companies. He previously served as CEO of Hudson MX, a 425-person NYC- and Atlanta-based software company, which he co-founded and where he will remain a member of the board, that focuses on workflow and financial software for the advertising ecosystem.

His previous work with U.S. Soccer led to him helping spearhead the creation of the U.S. Soccer Development Fund which raises money to support U.S. Soccer's development of world-class players, coaches and referees, all with the goal of continuing to inspire a nation.

Prior to founding Hudson MX, he was an Entrepreneur in Residence at Greylock Partners and Accel Partners.

Batson began his career as an early employee of Mozilla focused on international growth efforts of the then-nascent Firefox browser. He subsequently joined the Rubicon Project pre-revenue where he helped scale the company to six countries as the EVP, Revenue and Global Development. He's also served in executive roles at Mediaocean and Cumulus Media.

He is currently on the Undergraduate Cabinet at Stanford, from which he graduated with a BA in Political Science and where he won the JE Wallace Sterling Award, an honor that recognizes the graduating senior whose undergraduate leadership and volunteer activities have made the largest impact on the Stanford community.

As an undergrad at Stanford, he worked with the men's and women's soccer programs as a student assistant focused on recruiting, soccer operations, marketing, camps and fundraising. The Stanford men's basketball teams took notice, and he also worked with that program, building a recruiting CRM system, managing dynamic ticket process and fan development. He also continued to referee during his college years, experiences that included running the middle during several scrimmages for the local professional teams.

Batson is a member of the board of the LGBTQ+ entrepreneur focused non-profit StartOut. He also serves on the board of directors for the NYC Ballet. Batson has guest taught at Stanford's Hasso Plattner Institute of Design and the Graduate School of Business.

U.S. SOCCER BOARD OF DIRECTORS

The Board of Directors of U.S. Soccer is the governing board of the Federation in accordance with the Amateur Sports Act of 1978. Consisting of elected members representing all facets of soccer in the United States, the Board administers the affairs of the Federation between meetings of the National Council.

BOARD OF DIRECTORS

President	Cindy Parlow Cone
Executive Vice President	Nathán Goldberg Crenier
Immediate Past President (non-voting)	Carlos Cordeiro
Athlete Representatives	Chris Ahrens, Nelson Akwari, Sean Boyle, Whitney Engen, Cassidy Leake, Lori Lindsey, Danielle Slaton
Pro Council Representatives	Jessica Berman, Don Garber, Amanda Vandervort
Adult Council Representatives	Fritz Marth, John Motta
Youth Council Representatives	Rick Buiteweg, Todd Lockhart, Louis Mateus, Tina Rincon
At Large Representative	John Collins
Independent Directors	Patti Hart, Mark Johnson, Juan Uro
CEO/Secretary General (non-voting)	JT Batson

POSITION	MAXIMUM TERMS	LENGTH OF TERM
President	Three (3) terms	Four (4) years each term
Vice President		
Athlete Council Representative	No term Limits	Four (4) years each term
USSF CEO/Secretary General	Employee of organization	
Independent Directors	Three (3) terms	Three (3) years each term
Adult Council Representative	Eight (8) terms* Unless member is employee of organization	Two (2) years each
At Large Representative		
Pro Council Representative		
Youth Council Representative		

U.S. SOCCER PRESIDENTS

1913-1915	Gustav Randolph Manning	1954-1957	Edward Sullivan
1915-1917	John A Fernley	1957-1959	Walter Rechsteiner
1917-1919	Peter J. Peel	1959-1961	Jack Flamhaft
1919-1923	George Healey	1961-1963	J. Eugene Ringsdorf
1923-1924	Peter J. Peel	1963-1965	George E. Fishwick
1924-1926	Morris W. Johnson	1965-1967	Frank E. Woods
1926-1928	Andrew M. Brown	1967-1969	Robert Guelker
1928-1932	Armstrong Patterson	1969-1971	Erwin A. Single
1932-1934	Elmer A. Schroeder	1971-1975	James P. McGuire
1934-1936	Joseph J. Barriskill	1975-1984	Gene Edwards
1936-1938	Joseph Triner	1984-1990	Werner Fricker
1938-1941	Harold S. Callowhill	1990-1998	Alan I. Rothenberg
1941-1945	Thomas E. Sager	1998-2006	Dr. S. Robert Contiguglia
1945-1948	Harry H. Fairfield	2006-2018	Sunil Gulati
1948-1950	Walter J. Geisler	2018-2020	Carlos Cordeiro
1950-1952	Fred W. Netto	2020-present	Cindy Parlow Cone
1952-1954	James P. McGuire		



U.S. SOCCER REFEREE PROGRAM

The U.S. Soccer Federation Referee Program's membership ranks among the largest of all FIFA nations with nearly 115,000 registered officials, mentors, coaches, and assignors. Officials registered with U.S. Soccer work sanctioned games at all levels of competition including youth, adult, professional, and international matches.

Referee Education Resources

U.S. Soccer is committed to producing referee education resources aimed at supporting officials regularly working amateur games at the youth and adult levels. These officials represent the foundation of the U.S. Soccer Referee Program and their training and development is paramount to the success of the program. This is accomplished through the development of targeted training materials and standardized curriculums supporting specific levels of competition.

Referee Identification and Training

These initiatives focus on identifying and training high potential officials with the ability to referee at the professional and international levels. These efforts see U.S. Soccer assign a network of highly qualified referees, referee mentors and referee coaches to various elite-level regional and national events. Quantitative and qualitative data from these events are used to classify the program's up-and-coming and high performing officials.

The Professional Referee Organization (PRO)

The Professional Referee Organization is the organization responsible for managing the referee, assistant referee, and video match official program in professional soccer leagues in the United States and Canada, working alongside the U.S. Soccer Federation, Major League Soccer, United Soccer League and National Women's Soccer League.

The organization's goals are to increase the quality of officiating in U.S. and Canadian professional leagues, develop more professional-quality officials at a younger age, and produce officials who will represent the United States and Canada in FIFA competitions.

2025 FIFA International Panel

A list of international referees and assistant referees that are eligible to officiate FIFA sanctioned matches in the coming year is announced annually by FIFA. The current American contingent totals 15 referees, 20 assistant referees, 10 video match officials, and three futsal referees. *(List on next page)*

Referees

(First Year on FIFA Panel)

Alexandra Bileter (2023)
 Danielle Chesky (2020)
 Joe Dickerson (2023)
 Ismail Elfath (2016)
 Jon Freemon (2024)
 Guido Gonzales, Jr. (2025)
 Katja Koroleva (2014)
 Alyssa Nichols (2023)
 Tori Penso (2021)
 Victor Rivas (2023)
 Natalie Simon (2022)
 Lukasz Szpala (2024)
 Rubiel Vazquez (2020)
 Armando Villarreal (2015)
 Anya Voigt (2024)

Video Match Officials

(First Year on FIFA Panel)

Kyle Atkins (2022)^
 Allen Chapman (2021)
 Joe Dickerson (2025)^
 Timothy Ford (2021)
 Edvin Jurisevic (2021)
 Katja Koroleva (2025)^
 Brooke Mayo (2024)^
 Kathryn Nesbitt (2022)^
 Chris Penso (2021)
 Armando Villarreal (2022)^

^Also on the 2024 FIFA Panel as a referee
 or assistant referee

Assistant Referees

(First Year on FIFA Panel)

Kyle Atkins (2018)
 Cameron Blanchard (2019)
 Logan Brown (2020)
 Jose Da Silva (2023)
 Chris Elliott (2024)
 Jennifer Garner (2018)
 Ryan Graves (2024)
 Jeremy Kieso (2022)
 Felisha Mariscal (2014)
 Brooke Mayo (2018)
 Alicia Messer (2018)
 Meghan Mullen (2022)
 Kathryn Nesbitt (2016)
 Corey Parker (2015)
 Salma Perez (2023)
 Cory Richardson (2022)
 Kali Smith (2023)
 Tiffini Turpin (2023)
 Luis Uranga (2020)
 Katarzyna Wasiak (2024)

Futsal Referees

(First Year on FIFA Panel)

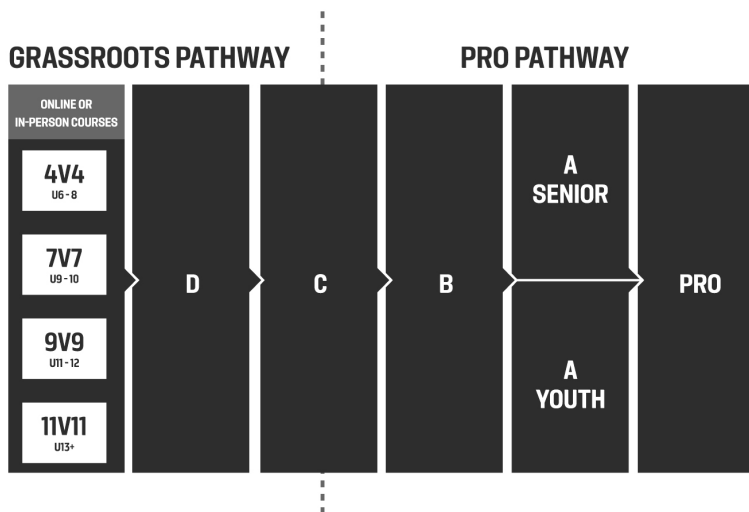
Joshua Wilkens (2019)
 Krystin Pahia (2024)*
 Matthew Rodman (2024)*



U.S. SOCCER'S COACHING DEPARTMENT AND NATIONAL COACHING SCHOOLS

U.S. Soccer Coaching Education was established in the early 1970s by famed West German teacher and coach Dettmar Cramer. Each level of the U.S. Soccer Coaching License Pathway is designed to meet the needs of coaches ranging from the coach who is inexperienced in soccer to the former professional player who desires to coach in amateur, professional, or international competitions.

U.S. Soccer has licensed thousands of coaches in the decades since the department was first founded. U.S. Soccer is committed to providing soccer coaches with up-to-date theoretical and practical knowledge so coaches can develop to their full potential. The diagram below shows the current U.S. Soccer Coaching License Pathway.



U.S. Soccer provides courses in which coaches can earn nationally recognized certifications that afford them opportunities and recognition inherent in the attainment of various levels of coaching expertise. Proven curriculums improve coaches' knowledge of the game and provide valuable information on current coaching trends and international developments in the game.

The course curriculums are based on sets of tasks that a coach must carry out. These tasks are defined as coaching matches, coaching training sessions, leading the team, leading the player, managing a performance environment, leadership, and more. Coaches are educated and assessed based on the progression of these tasks relative to each course within the licensing pathway.

Pro, "A" (Senior and Youth), and "B" level courses span six to twelve months and take place over a series of meetings. Students have an opportunity to practically apply what they have learned in their home environment with their team between meetings.

U.S. Soccer also offers "B", "C", "D", and Grassroots level courses that are available through member organizations. While the member organizations are responsible for the execution of these courses, the curriculum is developed and overseen by U.S. Soccer Coaching Education. For more information on U.S. Soccer Coaching Education courses, visit the U.S. Soccer Learning Center at learning.ussoccer.com.

On the next page is an overview of U.S. Soccer Coaching Education courses:

Introduction to Grassroots Coaching

The Introduction to Grassroots Coaching is a cost-free, online module intended for all parents and coaches of youth players. The focus of this grassroots introduction is to share U.S. Soccer's best practices in creating a fun, supportive, activity-centered, and age-appropriate environment for grassroots players.

Grassroots Courses

The eight Grassroots courses, which replaced the "F" and "E" License courses, offer an a-la-carte approach meant to empower coaches with education that is relevant to their specific coaching needs. The Grassroots Licenses will help coaches ensure fun, enjoyable, and developmentally appropriate environments for their players. Student coaches will learn how to understand the basic needs of grassroots players, the basic structure of the game, the basic structure of a grassroots training session, and the basic tasks of a grassroots coach.

"D" Course

The "D" course is a 45 to 60-hour course for the grassroots coach who meets the prerequisites. The focus of this course is to prepare coaches to work with youth teams (U-6 to U-19) in a participation environment. Coaches will learn to create game-like training sessions and a gameday environment that encourages players' ownership of their decision-making. The course consists of a mix of classroom lectures and field sessions that focus on using the Play-Practice-Play training methodology.

"C" Course

The "C" course prepares coaches to work with youth teams (U-11 to U-19) in a participation environment. The goals of the course are to educate student coaches in creating a series of progressive game-like training sessions that encourage players' ownership of their decision-making and create a gameday environment linked to training session goals.

"B" Course

The "B" course prepares coaches to work with youth (U-13+) in a performance environment. The goals of the course are to educate candidates in implementing a game model based on a style of play as well as creating and implementing a coaching structure to influence players during games and training sessions.

A-Youth Course

The A-Youth course prepares coaches to work as a head coach with youth teams in a high-performance environment. Student coaches are educated in creating and articulating a style of play in a game model as well as creating and implementing a training and coaching methodology to develop the team and individual players during training sessions and games.

A-Senior Course

The A-Senior course prepares coaches to work as a head coach with a senior team in a high-performance environment. Similar to the A-Youth course, students are educated in creating and articulating a style of play in a game model as well as creating and implementing a training and coaching methodology to develop the team and individual players during training sessions and games.

Pro Course

The Pro License prepares students to work as a head coach with a senior team at the highest level of national and international professional soccer. The primary goals of the course are to educate the student coach in developing a winning team culture, creating a game model that aligns with the club culture, the quality of the players, and the beliefs of the coach, and developing and using a leadership style that drives the high-performance environment. The year-long course is centered around the management of a professional team.

SUPPLEMENTAL PATHWAY

Coach Educator Course

The Coach Educator License prepares student coach educators (SCEs) with the necessary competencies required to teach U.S. Soccer Coaching Courses (Grassroots to Pro). The goals of the course are to develop a deeper understanding of the U.S. Soccer Coaching Education Philosophy and Principles and to facilitate a self-regulated learning process that allows for SCEs to guide, support, engage, and challenge student coaches throughout their learning process. The course is divided into four sequential parts; Base Course (Part 1), Course Level Pathway (Part 2), Apprenticeship (Part 3), and Summative Assessment (Part 4).

Club Technical Leadership Pathway

The Club Technical Leadership (CTL) Pathway is designed to support the development of club technical leaders from Grassroots to Professional club environments. The pathway is built to progressively develop competencies connected to leadership, club identity, player identification and development, coach and staff development, and strategic planning.

Talent Scout

The Talent Scout License prepares youth scouts to learn the process of identification, examination, and monitoring of potential (top) talented players. Students will acquire or further develop the competencies (knowledge, skills, attitude) and personal traits necessary to work as a Talent Scout. The primary goal of the course is to help youth scouts learn the process of identification, examination and monitoring of potential (top) talented players.

Coach For Community

Coach For Community is a free educational resource. The target is to provide the necessary tools and resources for coaches to create the most impactful learning environments for players. While the primary focus is on entry-level coaches, the program is open to all. The three key program objectives are to share best practices for player development including coaching games and practices (with a focus on U.S. Soccer's Play-Practice-Play methodology), provide expertise in grassroots coach education and player development, and to make connections with local soccer leaders.

Each individual that completes a free registration in U.S. Soccer's Learning Center and participates in the event will receive a \$25 voucher to be used towards one of the four online grassroots courses.

WELCOME TO
**FAYETTE
COUNTY**



CONCEPTUAL IMAGE OF U.S. SOCCER NATIONAL TRAINING CENTER

ARTHUR M. BLANK U.S. SOCCER NATIONAL TRAINING CENTER

The U.S. Soccer Federation broke ground on its first-ever National Training Center (NTC) and Headquarters in April of 2024, unveiling the new facility as the Arthur M. Blank U.S. Soccer National Training Center. The facility is scheduled to open in the spring of 2026.

The Arthur M. Blank U.S. Soccer National Training Center is another step in the Federation's ambitious strategic plan to grow soccer across the country. The commitment to build a training center was made possible by a \$50 million contribution from iconic businessman and philanthropist Arthur M. Blank, The Home Depot co-founder and Atlanta United owner.

The Arthur M. Blank U.S. Soccer National Training Center will span 200 acres and include more than a dozen soccer fields and over 100,000 sq. ft. of indoor courts for all 27 U.S. Soccer National Teams, including Senior Women's and Men's, Youth and Extended National Teams. The facility will also include more than 200,000 sq. ft. of high-performance facilities, locker rooms, meeting rooms and headquarters space for all U.S. Soccer employees.

While the Arthur M. Blank U.S. Soccer National Training Center will be utilized by all of U.S. Soccer's National Teams, part of the contribution from Blank and his Family Foundation will specifically go toward the construction of facilities for U.S. Soccer's nine Extended National Teams (ENTs), particularly in support of the Cerebral Palsy (CP), Deaf, and Power (wheelchair) Soccer National Teams, including thoughtful design of locker rooms and training facilities to maximize accessibility for players.

Architecture, design, and planning firm Gensler will serve as the architect and interior designer of the project, combining its decades of experience designing some of the world's most remarkable corporate office spaces and iconic sports facilities to create a dynamic campus for U.S. Soccer.

The facility will serve as headquarters for the U.S. Soccer Federation, creating a central hub for the entire soccer community, including coaches and referees, to access best-in-class training, technology and infrastructure to promote successful and sustainable playing environments throughout the country. For players, the Arthur M. Blank U.S. Soccer National Training Center

will guarantee uninterrupted access to elite infrastructure for training, development, recovery and performance analysis – cultivating expertise and excellence in the sport on an international level.

The Arthur M. Blank U.S. Soccer National Training Center's location provides proximity to the Town at Trilith, a master-planned residential and mixed-use community with a school, restaurants, retail and office space. The Town at Trilith is adjacent to Trilith Studios, a major film and television production studio in Fayette County, which has brought the world's attention to this south-metro Atlanta community and sparked tremendous investment in the local area. Established in 2014, Trilith Studios is one of the largest production facilities in Georgia and one of the largest purpose-built studios in North America.

The location became the clear choice by meeting key criteria that included accessibility and proximity to Atlanta's major international airport as well as downtown, optimal climate for year-round programming, the ability to drive economic impact locally and the opportunity to be part of a diverse, growing community.

The facility will include full ADA accessibility for visitors and players within the building and throughout the training ground. In addition, sustainability will be at the forefront of the design process and the project team will pursue LEED certification by incorporating energy-efficient systems, water reclamation and protection of surrounding natural habitats.

The Arthur M. Blank U.S. Soccer National Training Center will create an estimated 400+ new jobs and represents an investment valued at more than \$200 million. In alignment with U.S. Soccer's vision to promote diversity, inclusion, equity and belonging and eliminate barriers both on and off the field, the Federation is committed to working with minority- and women-owned businesses.

The Coca-Cola Company is a Founding Partner of the Arthur M. Blank National Training Center and played an important role in U.S. Soccer's decision to bring the complex to the company's corporate hometown. In July of 2023, Coca-Cola North America and U.S. Soccer entered a transformative, long-term partnership agreement that supports the growth of the game at every level of the U.S. soccer ecosystem. To reinforce its commitment, the Coca-Cola Foundation awarded a \$5 million grant to fund the Arthur M. Blank U.S. Soccer National Training Center's youth and workforce development programs called "A Journey to a Better Life."

Coca-Cola and U.S. Soccer are united in the ambition to build legacy events that shine a light on domestic talent and increase opportunities for all U.S. Youth National Teams and Extended National Teams, growing the sport and increasing participation in soccer in all its forms.

To learn more about the NTC project and how it will transform soccer in the U.S., visit www.ussoccer.com/ntchq.

SOCCER FORWARD FOUNDATION

Soccer Forward Foundation is a key driver in U.S. Soccer's overall vision that soccer is a force for good. Operating with the belief that soccer contributes to healthier and more connected communities, Soccer Forward supports U.S. Soccer's efforts to expand access to the sport, helping the game reach more people and create lasting change..

OUR MISSION

Our mission is to take soccer's power and the impact it can have to a whole new level. To supersize its scale and its effect. As U.S. Soccer's legacy initiative of the FIFA Men's World Cup 2026, and additional major sporting events coming to the U.S. on the horizon, we have an unprecedented window of opportunity. So we're putting all our energy into three major initiatives, with the knowledge that what's good for the game is good for the wider world beyond it.

OUR THREE WAYS FORWARD

Soccer: For Everyone, Everywhere

Making soccer accessible to everyone in the U.S., everywhere in the U.S. by supporting the people, programs and places that are having an impact in their communities every day.

Soccer: For Health

Making the nation healthier, both physically and mentally, through soccer with cutting-edge research and training, creating breakthrough programs in key areas like women's health and mental health.

Soccer: For Excellence and Development at all Levels in the Women's Game

Making women's soccer the best it can be here and around the world through developing standards for our teams and in our communities. And this isn't just for us. We'll share them too, supporting other nations and organizations around the world that aspire to the same levels of excellence.

Learn more about the Soccer Forward Foundation and join the community at ussoccer.com/soccer-forward

U.S. Soccer Development Fund and Fundraising Program

U.S. Soccer is a 501(c)(3) nonprofit organization. Like other national governing bodies for sports in the United States, the Federation receives no government funding to support its programs.

In 2013, U.S. Soccer launched its fundraising program, the first in the history of the organization and encouraging individuals to contribute to a myriad of initiatives and programs across the ecosystem. At present, the organization is scaling its development department to match its vision and ambitions outlined in its new strategic plan. As such the fundraising program at U.S. Soccer will now include dedicated departments and staff focused in five key areas:

- Campaign and Special Projects
- Development Operations
- Individual Giving (Membership and Annual Fund)
- Institutional Giving (Corporations and Foundations)
- Major and Principal Giving

Donors can support U.S. Soccer and get closer to our programs by making a donation at www.ussoccer.com/donate, or joining a giving group like the ones outlined below:

- **CIRCLE INSIDERS:** Annual membership program supporting the U.S. Soccer Development Fund, with unique benefits at every level.
- **THE NATIONAL WOMEN'S NETWORK:** Leadership giving group supporting and celebrating U.S. Soccer programs for girls and women across the organization.
- **PATRONS PROGRAM:** Supporters families participating in multi-day VIP travel programs around senior Men's and Women's National Team matches.
- **DEVELOPMENT COUNCILS:** Regional volunteer groups uniting business and community leaders in support of U.S. Soccer. (Current Development Councils: Chicago, New York City, Bay Area, Los Angeles, and At-Large.)
- **CHAMPIONS CIRCLE:** U.S. Soccer's foremost philanthropic leadership group, championing the future of the sport at the highest level.

For questions about U.S. Soccer development and opportunities for donors, go to www.ussoccer.com/fund or email fund@ussoccer.org.



NATIONAL SOCCER HALL OF FAME

NATIONAL SOCCER HALL OF FAME

The National Soccer Hall of Fame (NSHOF) is a public-private partnership among FC Dallas, the City of Frisco, Frisco Independent School District and U.S. Soccer Federation. The NSHOF, part of a \$55 million renovation at Toyota Stadium in Frisco, Texas, contains two components: The NSHOF Experience and the HOF Club.

The NSHOF Experience is a 10,000-square foot segment of the NSHOF that honors the past, while fully incorporating modern technology of the present and future including virtual reality, gesture technology and interactive digital video boards throughout to celebrate the players and builders of American soccer that have elevated the sport to where it is today. It features interactive exhibits and iconic soccer memorabilia and serves as the home for Hall of Fame induction ceremonies annually.

The NSHOF's home in Frisco opened in 2018 after not having a home for seven years, with the previous home located in Oneonta, N.Y. from 1979-2010. The NSHOF was officially recognized by U.S. Soccer in 1983.

What is now the National Soccer Hall of Fame first sprang to life in 1950 when a group of former professional and amateur players from the Philadelphia "Old-timers" Association took it upon themselves to recognize the achievements of soccer in America. Decades after the "Old-timers" first got together, more than 300 members have been elected to the Hall of Fame for their outstanding contributions to American soccer, both on and off the field.

The Hall of Fame also possesses an archive of more than 80,000 items, which make up one of the largest collections of soccer artifacts and records in the world. The collection includes such rare pieces as the world's oldest soccer ball (made in the USA) and both the 1991 and 1999 FIFA Women's World Cup trophies. The collection also includes the North American Soccer League archive, the 1994 FIFA World Cup USA archive, a rare soccer photography collection from New York depression-era photographer John Albok, materials from the U.S. National Teams in World Cup competition and artifacts from the American Soccer League of the 1920's and 1950's.

Members are elected annually via three ballots – Player, Builder and Veteran (player), and since 2018 have been inducted in Frisco, Texas. Beginning with the Class of 2021, a 96-member Selection Committee consisting of Hall of Famers, media members, historians and soccer executives and coaches participate in annual elections. For the election of the Class of 2024, the maximum number of inductees is three Players, two Veterans and one Builder.

The latest National Soccer Hall of Fame class featuring Mark Abbott (Builder), Chris Armas (Veteran), Mary Harvey (Veteran), Carli Lloyd (Player) and Nick Rimando (Player) will be inducted on May 3, 2025 in Frisco, Texas.



NATIONAL SOCCER HALL OF FAME MEMBERS

- PLAYERS -

Agoos, Jeff.....2009	Gabarra, Carin Jennings.....2000	Ntsoelengoe, Patrick "Ace" *.....2003
Akers, Michelle.....2004	Gaetjens, Joseph *.....1976	O'Brien, Shamus *.....1990
Alberto Torres, Carlos.....2003	Gallagher, James *.....1986	Olaff, Gene *.....1971
Annis, Robert *.....1976	Gardassanich, Gino *.....1976	Oliver, Arnold *.....1968
Armstrong, Desmond.....2012	Gentile, James *.....1986	Oliver, Len *.....1996
Auld, Andrew *.....1986	Getzinger, Rudy.....1991	Overbeck, Carla.....2006
	Glover, Edward 'Teddy' *.....1965	
Bachmeier, Adolph.....2002	Gonsalves, Adelino 'Billy' *.....1950	Pariani, Gino *.....1976
Bahr, Walter *.....1976	Gormley, Robert *.....1989	Parlow-Cone, Cindy.....2018
Balboa, Marcelo.....2005	Govier, Sheldon *.....1950	Patenaude, Bert *.....1971
Barr, George *.....1983	Granitz, Karl-Heinz.....2003	Pele*.....1993
Beardsworth, Fred *.....1965	Gryzik, Joseph *.....1973	Perez, Hugo.....2008
Beasley, DaMarcus.....2023		Pope, Eddie.....2011
Beckenbauer, Franz.....1998	Hamilton, Linda.....2022	
Bernabei, Raymond*.....1978	Hamm, Mia.....2007	Radosavljevic, Preki.....2010
Bocanegra, Carlos.....2020	Harker, Albert *.....1979	Ramos, Tab.....2005
Bogicevic, Vladislav 'Bogie'.....2002	Harkes, John.....2005	Rampone, Christie (Pearce).....2021
Bookie, Michael *.....1986	Heinrichs, April.....1998	Ratican, Harry *.....1950
Borghi, Frank *.....1976	Holiday, Lauren.....2023	Renzulli, Peter *.....1951
Boulos, John *.....1980	Howard, Tim.....2024	Reyna, Claudio.....2012
Boxx, Shannon.....2022	Hynes, John *.....1977	Roe, Jimmy *.....1997
Brittan, Harold *.....1951		Rote Jr., Kyle.....2010
Brown, David *.....1951	Jaap, John *.....1953	Roth, Werner.....1989
Brown, George.....1995	Jones, Cobi.....2011	Roy, Willy.....1989
Brown, James *.....1986		Ryan, Francis J. 'Hun' *.....1958
	Keller, Kasey.....2015	
Caligiuri, Paul.....2004	Keough, Harry *.....1976	Salcedo, Fabri *.....2005
Caraffi, Ralph *.....1959	Kropfelder, Nicholas *.....1996	Schaller, Willy *.....1995
Carenza, Joseph S. *.....1982	Kuntner, Rudy *.....1963	Scurry, Briana.....2017
Chacurian, Efrain 'Chico' *.....1992		Slone, Philip *.....1986
Chastain, Brandi.....2016	Lalas, Alexi.....2006	Smith, Bobby.....2007
Cherundolo, Steve.....2021	Lang, Millard *.....1950	Solo, Hope.....2022
Chesney, Stanley *.....1966	Lenarduzzi, Bob.....2003	Souza, Ed *.....1976
Child, Paul.....2003	Lilly, Kristine.....2014	Souza, John 'Clarkie' *.....1976
Chinaglia, Giorgio *.....2000	Looby, William *.....2001	Spalding, Charles H. *.....1950
Cirovski, Shannon Higgins.....2002		Stark, Archie *.....1950
Clavijo, Fernando *.....2005	Maca, Joseph *.....1976	Stewart, Earnie.....2011
Colombo, Charles *.....1976	MacMillan, Shannon.....2016	Swords, Thomas *.....1951
Coombes, Geoff *.....1976	Mausser, Arnie.....2003	
Craddock Jr., Robert *.....1997	Markgraf, Kate.....2023	Tintle, George *.....1952
	McBride, Brian.....2014	Tracy, Raphael *.....1986
Daniilo, Paul *.....1997	McBride, Pat *.....1994	Trost, Al.....2006
Davis, Rick.....2001	McGhee, Bart *.....1986	
Dempsey, Clint.....2022	McGuire, John *.....1951	Vaughn, Frank *.....1986
Dick, Walter *.....1989	McIlvenny, Edward *.....1976	Venturini-Hoch, Tisha.....2024
DiOrto, Nick *.....1974	McKinney, Josh.....2024	Vermes, Peter.....2013
Donelli, Aldo 'Buff' *.....1954	McLaughlin, Ben *.....1977	
Donovan, Landon.....2023	McNab, Alex *.....2005	Wallace, Frank *.....1976
Dooley, Thomas.....2010	Meola, Tony.....2012	Wambach, Abby.....2019
Douglas, James E. *.....1954	Mieth, Werner *.....1974	Weir, Alex *.....1975
Duggan, Thomas *.....1955	Milbrett, Tiffany.....2018	Willey, Alan.....2003
Dunn, James *.....1974	Millar, Robert *.....1950	Wilson, Bruce.....2003
	Monsen, Lloyd.....1994	Wilson, Peter *.....1950
Ely, Alexander*.....1997	Moore, Joe-Max.....2013	Windischmann, Michael.....2004
Etcheverry, Marco.....2022	Moore, Johnny.....1997	Wolanin, Adam *.....1995
	Moorhouse, George *.....1986	Wood, Alex *.....1986
Fawcett, Joy.....2009	Morero, Jaime.....2021	Wynalda, Eric.....2004
Ferguson, John *.....1950	Morrison, Robert *.....1951	
Fleming, Tom 'Whitey' *.....2005	Murphy, Ed *.....1998	Zerhusen, Al.....1978
Florie, Thomas *.....1986	Murray, Bruce.....2011	
Foudy, Julie.....2007	Myernick, Glenn "Mooch"*.....2015	
Fricker, Werner *.....1992		
Friedel, Brad.....2018	Nanoski, John "Jukey" *.....1993	
Fryer, William J. *.....1951	Nelson, Johnny *.....2005	
	Nilsen, Werner *.....2005	

* deceased

NATIONAL SOCCER HALL OF FAME MEMBERS

- BUILDERS -

Abronzino, Umberto *1971	Gansler, Bob2011	Palmer, William *1952
Aimi, Milton *1991	Garber, Don2016	Payne, Kevin*2021
Alonso, Julius A. *1972	Garcia, Prudencio 'Pete' *1964	Pearson, Edward *1990
Andersen, William *1956	Giesler, Walter *1962	Peel, Peter J. *1951
Anschutz, Philip2006	Gould, David L. *1953	Peters, Wally *1967
Ardizzone, John *1971	Greer, Donald *1985	Phillipson, Don *1987
Arena, Bruce.....2010	Guelker, Robert *1980	Piscopo, Giorgio *1978
Armstrong, James *1952	Guennel, Dr. G.K. *1980	Pomeroy, Edgar *1955
	Gulati, Sunil.....2019	
Baharmast, Esse.....2022	Healy, George *1951	Ramsden, Arnold *1957
Barriskill, Joseph J. *1953	Heilpern, Herbert *1988	Reese, Vernon R. *1957
Berling, Clay *1995	Hemmings, William *1961	Ringsdorf, J. Eugene*1979
Best, John O. *1982	Hermann, Robert *2001	Robbie, Elizabeth *2003
Booth, Joseph *1952	Howard, Ted2003	Robbie, Joe *2003
Boxer, Matthew *1961	Hudson, Maurice *1966	Ross, Steve *2003
Bradley, Bob2014	Hunt, Lamar *1982	Rothenberg, Alan I.....2007
Bradley, Gordon *1996		Rottenberg, Jack J. *1971
Briggs, Lawrence E. *1978	Iglehart, Alfreda *1951	
Brock, John *1950	Jeffrey, William *1951	Sager, Thomas *1968
Brown, Andrew M. *1950	Johnson, Jack *1952	Saunders, Harry *1981
		Schellscheidt, Manfred1990
Cahill, Thomas W. *1950	Kabanica, Mike *1987	Schillinger, Emil *1960
Chyzowych, Walter *1997	Kehoe, Robert *1989	Schmid, Sigi *2015
Coll, John *1986	Kelly, Frank *1994	Schroeder, Elmer *1951
Collins, George M. *1951	Kempton, George *1950	Schwarz, Erno *1951
Collins, Peter *1998	Klein, Paul *1953	Shields, Fred *1968
Commander, Colin *1967	Kleinaitis, Alfred.....1995	Single, Erwin *1981
Contiguglia, Dr. Robert S.2018	Kozma, Oscar *1964	Smith, Alfred *1951
Cordery, Ted *1975	Kracher, Frank *1983	Smith, Patrick*1998
Craddock Sr., Robert *1959	Kraft, Raymond G. *1984	Spath, Reinhold *1997
Craggs, Edmund *1969	Kraus, Harry *1963	Steelink, Nicolaas *1971
Craggs, George *1981		Steinbrecher, Hank *2005
Cummings, Wilfred R. *1953	Lamm, Kurt *1979	Stern, Lee2003
	Larson, Bertil *1988	Steur, August *1969
Delach, Joseph *1973	Lewis, H. Edgar *1950	Stewart, Douglas *1950
DeLuca, Enzo *1979	Lombardo, Joseph *1984	Stone, Robert T. *1971
DiCicco, Tony *2012	Long, Dennis *1993	
Donaghy, Edward J. *1951	MacEwan, John J. *1953	Toye, Clive2003
Donnelly, George *1989	Machnik, Dr. Joe2017	Triner, Joseph *1952
Dorrance, Anson2008	Magnozzi, Enzo *1977	
Dresmich, John W. *1968	Maher, Jack *1970	Walder, James A. *1971
Duff, Duncan *1972	Manning, Dr. Randolph *1950	Washauer, Adolph *1977
	Marre, John *1953	Webb, Thomas *1987
Edwards, Gene *1985	McClay, Allan *1971	Weston, Victor *1956
Ellis, Jill2023	McGrath, Frank *1978	Woods, John W. *1952
Epperlein, Rudy *1951	McGuire, James P. *1951	Woosnam, Phil *1997
Ertegun, Ahmet *2003	McSkimming, Dent *1951	
Ertegun, Nesuhi *2003	Merovich, Peter *1971	Yeagley, Jerry1989
	Marcos, Francisco.....2024	Young, John *1958
Fairfield, Harry *1951	Miller, Al1995	
Feibusch, Ernst *1984	Miller, Milton *1971	Zampini, Daniel *1963
Fernley, John A. *1951	Mills, James *1954	
Ferro, Charles *1958	Moore, James F. *1971	
Fishwick, George E. *1974	Morrisette, William *1967	
Flamhaft, Jack *1964		
Fleming, Harry G. *1967	Netto, Fred *1958	
Foulds, Powys A.L. *1953	Newman, Ron *1992	
Foulds, Sam T.N. *1969	Niotis, Dimitrios *1963	
Fowler, Daniel W. *1970		
Fowler, Margaret *1979		

* deceased



FIFA – SOCCER'S WORLD GOVERNING BOARD

Founded in 1904 to provide unity among national soccer associations, the Federation Internationale de Football Association (FIFA) boasts 211 members, rivaling that of the United Nations, and is arguably the most prestigious sports organization in the world.

FIFA was established on May 21, 1904, by seven national associations — Belgium, Denmark, France, Netherlands, Spain, Sweden and Switzerland — to “promote the game of Association Football (as opposed to rugby or American football), to foster friendly relations among National Associations, Confederations, their officials and players, by promoting the organization of football matches at all levels, and to control every type of association football by taking steps as shall be deemed necessary or advisable.”

FIFA's birth was a result of the growing number of international games shortly after the dawn of the 20th century. Soccer leaders in Europe felt that such expanded competition required a governing body, and under the leadership of Robert Guerin, a French journalist, the seven founding members gathered in Paris to shape the future of the sport. Guerin, FIFA's first president, presided over the organization from 1904 to 1906. Seven other men have also served as FIFA president, including Jules Rimet for 33 years from 1921 to 1954.

Currently, Italy's Gianni Infantino serves as FIFA president, having been elected in 2016's Extraordinary Congress held in the wake of corruption allegations against numerous FIFA Officials that resulted in former president Joseph “Sepp” Blatter stepping aside and then being banned from FIFA by its Ethics Committee. FIFA's general secretary since 2009, Infantino served a three-year term as FIFA president and was re-elected for a second term at the 2019 FIFA Presidential Election during the 69th FIFA Congress in Paris on June 5.

Under FIFA's governance soccer has become the world's most popular sport. According to the Federation's 2006 “Big Count,” the game is played by more than 150 million registered athletes — including 10 million women — and viewed by billions of fans in stadiums and on television worldwide.

As soccer's ultimate administrative authority, FIFA governs all facets of the game: regulating the rules of play, overseeing the transfers of players internationally, organizing international competitions such as the FIFA World Cup, establishing standards for refereeing, coaching and sports medicine, and encouraging soccer's development around the world.

Among the official world championships staged by FIFA are the World Cup, the Women's World Cup, the Under-20 World Cup, the Under-20 Women's World Cup, the Under-17 World Cup, the Under-17 Women's World Cup, the Beach Soccer World Cup and the Futsal World Cup. Additionally, FIFA oversees the men's and women's Olympic Football Tournament staged under the auspices of the International Olympic Committee every four years. FIFA has also staged the FIFA Confederations Cup, a competition between each of its confederations' champions, and the FIFA Club World Cup, which was held at the beginning of 2000 for the first time in Brazil.


President: Gianni Infantino

General Secretary: Fatma Samoura

Headquarters: FIFA House • Forrenweidstrasse • Zürich, Switzerland

Correspondence Address: FIFA-Strasse 20 • P.O. Box 8044 Zürich, Switzerland

Phone: 41-43-222-7777 • **Fax:** 41-43-222-7878 • **Web Site:** www.fifa.com



Concacaf

HOST OF THE WORLD'S GAME

The Confederation of North, Central America and Caribbean Association Football (Concacaf) was founded in 1961 and serves as the organizing body for 41 national associations, including the United States, and spans from Canada in the north to Suriname in the south. Concacaf organizes international competition in a number of events, including the Champions Cup, qualifying tournaments for all FIFA competitions and the Gold Cup, W Gold Cup and Nations League.

:

Concacaf
13 Miami Central Building
161 NW 6th Street
Miami Beach, FL 33136
USA

Phone: 305-704-3232

Fax: 305-397-8813

Web Site: www.concacaf.com

SOCCER IN THE USA

Professional



Major League Soccer (MLS)
420 Fifth Avenue, 7th Floor
New York, NY 10018
Phone: 212-450-1200
Fax: 212-450-1300
mlsoccer.com
Commissioner: Don Garber

Launched on April 6, 1996, Major League Soccer is the U.S. Soccer sanctioned Division I outdoor professional soccer league in the United States. The LA Galaxy are the league's most successful team and its first to claim six MLS Cup titles (2002, 2005, 2011, 2012, 2014, 2024), surpassing D.C. United, winners of three of the first four MLS Cup titles (1996, 1997 & 1999) as well as the 2004 crown. Five more clubs have claimed multiple titles; the San Jose Earthquakes (2001, 2003), Houston Dynamo (2006, 2007), Seattle Sounders FC (2016, 2019), Columbus Crew (2008, 2020, 2023) and Kansas City Wizards/Sporting Kansas City (2000, 2013). They are joined on the list of MLS Cup champions by the Chicago Fire (1998), Real Salt Lake (2009), Colorado Rapids (2010), Portland Timbers (2015), Toronto FC (2017), Atlanta United FC (2018), New York City FC (2021), and Los Angeles FC (2022).

In 2025, the league will continue to be divided into two conferences: Eastern Conference – Atlanta United FC, Charlotte FC, Chicago Fire FC, Columbus Crew SC, D.C. United, FC Cincinnati, Inter Miami CF, CF Montreal, New England Revolution, Nashville SC, New York City FC, New York Red Bulls, Orlando City, Philadelphia Union, Toronto FC; Western Conference – Austin FC, Colorado Rapids, FC Dallas, Houston Dynamo, LA Galaxy, Los Angeles FC, Minnesota United, Portland

Timbers, Real Salt Lake, San Diego FC, San Jose Earthquakes, Seattle Sounders FC, Sporting Kansas City, Saint Louis City SC and Vancouver Whitecaps FC.

Nashville and Miami began play in 2020, Austin FC in 2021, and Charlotte FC in 2022, while St. Louis City SC played its inaugural season in 2023. San Diego FC will begin play as Major League Soccer's 30th team in 2025.

MLS has a unique ownership and operating structure, based on a "single entity" concept. Unlike other professional sports leagues, which are a confederation of independent franchise owners, MLS' "single entity" structure allows investors to own an interest in the league, as well as individual teams. MLS believes that the structure will better position the league for long term success.

In 2021, MLS announced the new MLS NEXT Pro, a division III league that kicked off in March 2022. With 29 clubs as of the start of 2025, the league features most of MLS's second teams, as well as independent clubs in Carolina Core FC and Chattanooga FC. The league is set to add more independent clubs, with Jacksonville Armada FC, as well as clubs in Bridgeport, Conn. and Cleveland, Ohio set to join in 2026, and another in Grand Rapids, Mich. ready to join in 2027. The league



serves to build on the MLS pro pathway, which begins at the youth level in MLS NEXT, which was introduced in 2020 and kicked off in 2021 as a successor to the U.S. Soccer Development Academy.

National Women's Soccer League (NWSL)
292 Madison Avenue, Floor 3
New York, NY 10017
PH: 312-549-8900
NWSLsoccer.com
Commissioner: Jessica Berman

The National Women's Soccer League (NWSL) is a 14-team Division I women's professional soccer league featuring players from around the world. The clubs are Angel City FC, Bay FC, Chicago Stars FC, Houston Dash, Kansas City Current, NY/NJ Gotham FC, North Carolina Courage, Orlando Pride, Portland Thorns FC, Racing Louisville FC, San Diego Wave FC, Seattle Reign, Utah Royals and Washington Spirit.



The NWSL will kick off its historic 13th season in 2024 as fans will get to enjoy some of the biggest names in women's soccer – such as U.S. internationals Mallory Swanson, Trinity Rodman, Sophia Wilson and Crystal Dunn,

United Soccer League (USL)
1715 N. Westshore Blvd., Suite 825
Tampa, FL 33607
Phone: 813-963-3909
Fax: 813-963-3807
uslsoccer.com
President: Jake Edwards

The USL is the largest, fastest-growing professional soccer organization in North America.

Overseeing three men's leagues (USL Championship, USL League One, USL League Two), two women's leagues (USL Super League, USL W League), one elite player development platform (USL Academy), and a national youth platform (USL Super Y League), the USL is built on a proven and recognized model in international football and counts more than 200 clubs in its membership.

The USL provides a clearly defined path for the progression of soccer players, beginning at the youth level (USL Academy League and Super Y League), continuing through the amateur level (USL League Two) and up to the professional level (USL League One and USL Championship). A platform for countless players to reach for their dreams each year, the USL is devoted to developing the sport at the grassroots level in every community across

the region. In 2021, the USL announced the additions of the new USL W League, a pre-professional women's soccer league which kicked off in May 2022, and the USL Super League, a first-division professional women's soccer league that began play in 2024.

Based in Tampa, Fla., the USL has grown during the past decade into a model organization with strong corporate partnerships and stable organizational leadership. It features a dedicated staff of more than 60 professionals



across 17 departments ranging from operations, digital, communications and club services, each of which provides unparalleled support to member clubs and outside partners. Sanctioned by the U.S. Soccer Federation, the USL is #UnitedForSoccer, moving the game forward in North America.

National Independent Soccer Association (NISA)
186 S River Ave
Holland, MI 49423

The National Independent Soccer Association (NISA) is a professional Men's soccer league in the third tier of American soccer (USFF Division III) that began play in 2019. The 2023 season was the fifth NISA season and saw Flower City Union defeat defending champions Michigan Stars FC 1-0 in the final, while Chattanooga FC won the regular season championship.

NISA was founded in 2017 with a mission to bring professional soccer to every city in the United States. A pro league member of U.S.

Soccer, NISA focuses on a model based on meritocracy, independent clubs controlling their own league, clubs owning their intellectual property, all without the barrier of territorial rights. NISA also runs the mid-summer pro-am Independent Cup tournament, the year-long amateur league NISA Nation, and NISA Media.

Amateur



United States Adult Soccer Association (USASA)
7000 S. Harlem Ave
Bridgeview, IL 60455
Phone: 708-496-6870
Fax: 708-496-6897
usadultsoccer.com
Executive Director: Duncan Riddle

The U.S. Adult Soccer Association, based at Toyota Park, Bridgeview, Ill., is responsible for developing adult soccer leagues and competitions for players over the age of 19. Within the USASA, local clubs are affiliated with leagues which, in turn, are affiliated with their state associations. A competitive and recreational oriented organization, the USASA provides soccer opportunities for both men and women on a national basis.

The USASA stages the annual National Championships Series, which features competitions for all levels of adult players from U23 to over 70 years of age. The Championships Series also features the

historic men's and women's National Amateur and Open Cups.

The USASA, in association with the U.S. Soccer Federation, helps stage the annual Lamar Hunt U.S. Open Cup, which is the oldest annual team tournament in the United States, dating back to 1914 when the Brooklyn Field Club won the first national title by defeating the Brooklyn Celtics in Pawtucket, R.I.



Youth

US Club Soccer
192 E. Bay St., Ste. 301
Charleston, SC 29401
Phone: (843) 614-4140
usclubsoccer.org
CEO/ Executive Director: Mike Cullina

A National Association member of the U.S. Soccer Federation, US Club Soccer is a non-profit organization committed to the development and support of soccer clubs in the United States.

US Club Soccer has been a good standing affiliate of the U.S. Soccer Federation since 2001. A 14-member Board of Directors makes policy decisions for the organization.

US Club Soccer's mission is to effectively foster the growth and development of clubs throughout the United States, creating the best possible development environment for players of all ages in every club.

One of the primary ways this mission is accomplished is through the Players First licensing initiative. Players First, a guiding philosophy of US Club Soccer, is a branded, holistic club soccer experience for parents and players, which emphasizes the development of each individual to his or her full potential, and helps parents make better choices about where their children should play. Players First is based on five pillars: Club Development, Coaching Development, Player Development, Parent Engagement & Education and Player Health & Safety.

US Club Soccer's local and national programs have been developed with strong input from clubs around the country and with a minimum of rules and restrictions.

Among these programs are the National Premier Leagues (NPL), which include 21 leagues throughout the country to provide high-level competition, and to elevate and change the competitive youth landscape based on US Club Soccer's fundamental principles. While the NPL provides meaningful league-based competition culminating yearly with the NPL post season consisting of NPL Playoffs (boys) and NPL Finals (boys and girls), US Club Soccer also offers national championship aspirations to clubs through the National Cup, a cup-based competition consisting of state cups, Regional events and the National Cup Finals.

The popular PDP and id2 Programs are Olympic Development Programs approved by the United States Olympic Committee and U.S. Soccer Federation. Annually, the id2 Program consists of id² Training Camps in various locations around the country and National Selection programming for boys and girls (id2 National Selection International Tour). Targeted age cycles are coordinated in conjunction with U.S. Soccer.

The id2 Program consistently identifies and develops players ready for youth national team training camps and beyond. Players such as Christian Pulisic, Lindsey Horan, Tyler Adams, Catarina Macario and Tim Weah have all



participated in the id2 Program.

US Club Soccer is also committed to the development of coaches and administrators and provides several off-the-field resources for members.

US Youth Soccer
9220 World Cup Way
Frisco, TX 75034
Phone: 800-4-SOCCER
usyouthsoccer.org

Chief Executive Officer: Skip Gilbert

US Youth Soccer, the largest youth sport organization in the country, is on a mission to provide world-class support, resources and leadership, helping every member fulfill their goals on and off the field of play.

US Youth Soccer registers nearly 3 million players annually. Through its programming, resources and leadership, US Youth Soccer is advancing the game for its 55 Member State Associations, 10,000 clubs and leagues and nearly 1 million administrators, coaches and volunteers.

US Youth Soccer connects families and communities to the power of sports and its shared love of soccer. US Youth Soccer provides a path for every player, offering programs that provide a fun, safe and healthy environment for players at every level of the game.

Their vision is to bring communities together



through the power of soccer, making lifelong fans of the sport. We Are Youth Soccer. For more information, visit: usyouthsoccer.org.

American Youth Soccer Organization (AYSO)
19750 S. Vermont Avenue, Suite 200
Torrance, CA 90502
Phone: 800-872-2976
Fax: 310-525-1155

ayso.org
National President: Michael Karon

Founded in 1964, the AYSO is a national association affiliated with U.S. Soccer and operates soccer programs with more than 500,000 children participating throughout the U.S. AYSO operates programs so young people can learn to develop a positive self-image, self-confidence and other character traits through their interest and participation in the sport.

More than 50 years later, AYSO now has thriving programs for kids and adults in nearly 900 communities all over the country – and

internationally in the Virgin Islands and Trinidad and Tobago – over eight million AYSO alumni, and a name that's recognized nationwide.

AYSO's success has been based on the philosophies of "Everyone Plays®" and "Balanced Teams," ideas originated 50 years ago by founder Hans F.W. Stierle. AYSO requires every player to play at least half of every game and that individual teams are balanced every year to assure fair play. Other AYSO tenets include open registration, positive coaching and good sportsmanship.

Each year AYSO forms new teams as evenly balanced as possible, providing a stronger learning experience for players as they play teams comprised of similar ability. It also allows for each player to experience playing with a wide variety of teammates of different skill levels.

AYSO is a volunteer-driven organization of more than 225,000 parents and friends who serve as coaches, referees and team administrators. A full-time staff administers

limited to Liability and Accident insurance (at no additional cost), coaching and referee support, legal and administrative assistance, US Soccer Affiliation, publications for all members, Online Store, and an opportunity for children to experience the game of soccer in a fun and safe environment.

SAY Soccer provides programming for recreational, competitive and adult players. There are never any additional team fees or sanctioning fees. They aim to provide programs structure and support when they need it, and the freedom and flexibility when they want it. SAY Soccer is "The" Leader in Youth Soccer Support.



AYSO from the organization's National Office in Torrance, California.

Soccer Association for Youth, USA (SAY)
Enterprise Business Park
2812 East Kemper Road
Cincinnati, OH 45241
Phone: 800-233-7291 or 513-769-3800
Fax: 513-769-0500
saysoccer.org
Executive Director: Doug Wood

The Soccer Association for Youth (SAY) is a national affiliate member of U.S. Soccer and was founded in 1967. SAY is a "Grass Roots" organization with minimal employees' nationwide and is therefore able to offer lowered participation costs. With more than 100,000 players, 36,000 coaches and 3,000 volunteer administrators, SAY Soccer has mastered the art of serving players, parents, coaches and communities.

SAY provides a wide array of services and support to our members including but not

Other Organizations



American Amputee Soccer Association
1033 Creekside Drive
Wilmington, DE 19804
Phone: 302-383-2665
usampsoccer@gmail.com
ampsoccer.org
President: Eric M. Lamberg



USA Deaf Soccer
Web: usdeafsoccer.com
Social: @USADeafSoccer
President: Suzanne Anderson



Armed Forces Sports Council
Summit Center
Alexandria, VA 22302-4418
Phone: 888-875-7529
Fax: 703-681-1616
Email: Kenneth.J.Polk@us.army.mil
armedforcessports.defense.gov



U.S. Association of Blind Athletes
1 Olympic Plaza
Colorado Springs, CO 80909
Phone: 719-866-3224
usaba.org
CEO: Molly Quinn



United Soccer Coaches
30 W. Pershing Road, Suite 350
Kansas City, MO 64108
Phone: 816-471-1941
Fax: 816-474-7408
memberservices@unitedsoccercoaches.org
unitedsoccercoaches.org
CEO: Geoff VanDeusen



Cerebral Palsy Soccer
94 Fargo Lane
Irvington, NY 10533
eli@cpsoccer.us
cpsoccer.us
President: Eli Halliwell
Executive Director: Jacqueline Chen



United States Power Soccer Association (USPSA)
P.O. Box 1181
Carmel, IN 46033
Phone: 866-928-9009
info@powersoccerusa.org
powersoccerusa.org
President: Steve Everett
Executive Vice President: Nathan Mayer



U.S. Youth Futsal
15405 Lucille St
Overland Park, KS 66221
Phone: (913) 940-2551
admin@usyouthfutsal.com
usyouthfutsal.com
President: Jon Parry
Executive Director: Brian Catrine



United States Specialty Sports Association - Soccer (USSSA)
5800 Stadium Parkway
Melbourne, FL 32940
Phone: 800-741-3014
ussa.com/soccer
CEO: Don DeDonatis



United Futsal
223 S. West St, Suite 900
Raleigh, NC 26901
Phone: 919 (999-8745)
info@unitedfutsal.com
unitedfutsal.com
President: Rob Andrews
CEO: Ron Tyrone



U.S. Futsal
6114 La Salle Suite 502,
Oakland, CA 94611
Phone: 510-836-8733
Fax: 650-242-1036
Email: info@futsal.com
futsal.com
President: Alex Para



THE U.S. SOCCER FOUNDATION

The Major Charitable Arm of Soccer

The U.S. Soccer Foundation is a prominent leader in sports-based youth development, using soccer as a vehicle for social change among youth. The Foundation provides nationally recognized programs that are proven to deliver positive health and social outcomes. Its innovative, accessible and affordable initiatives offer safe environments in which both boys and girls thrive. Since the Foundation's inception, it has impacted more than 13 million individuals through more than \$100 million in direct funding to over 600 organizations nationwide. The Foundation recently announced its goals to serve one million children annually in quality soccer programs and build 1,000 safe playing spaces by 2026.

Dedicated to growing the sport of soccer and using it as a vehicle for positive change, the Foundation runs three national programs:

SOCCER FOR SUCCESS

Soccer for Success is the U.S. Soccer Foundation's afterschool program, offered free to participants, that uses soccer as a tool to address children's health issues, teach critical life skills, and promote healthy lifestyles in underserved communities. The Foundation partners with community-based organizations across the country to operate *Soccer for Success* sites – providing tens of thousands of children with quality afterschool programming led by trained coach-mentors three times per week for the entire school year. Currently, the *Soccer for Success* program serves more than 40,000 children in over 180 communities across the country. To date, more than 100,000 youth have participated in *Soccer for Success*.

SAFE PLACES TO PLAY

In addition to programming, the U.S. Soccer Foundation works to provide children with safe and accessible places to play by transforming underutilized spaces into soccer fields. In communities where space is at a premium, the Foundation developed the 'mini-pitch' to provide customized solutions to meet communities' needs. The Foundation's *Safe Places to Play* program also provides grants to organizations to help them build or enhance field space(s) in their communities.

PASSBACK

Since 2002, the U.S. Soccer Foundation's *Passback* program has collected and redistributed more than one million pieces of soccer equipment to children in underserved communities. Thanks to dedicated individuals, soccer clubs, and organizations that collect and donate soccer equipment, the *Passback* program is able to bring the game of soccer to children who love the sport but can't afford the gear to play.

In addition to its programs, the Foundation is dedicated to assisting those who serve youth through soccer in underserved communities. Each year the Foundation organizes the Urban Soccer Symposium, an event which brings together non-profit organizations that directly support soccer programs and projects to share funding resources, best practices and other technical expertise. The Foundation has laid the groundwork for networking and partnership opportunities among urban soccer programs nationwide.

The U.S. Soccer Foundation Board of Directors:

PRESIDENT & CEO

Ed Foster-Simeon

OFFICERS

Alan Rothenberg (Founder/Lifetime Director)

Peter B. Luther (Chairman)

Cully Stimson (Chairperson Emeritus)

Dr. Dana Weintraub (Secretary)

David Nathanson (Treasurer)

DIRECTORS

Kyra Tirana Barry

Paul Britton

Karen Brodtkin

Dr. Jane Delgado

Heather Higginbottom

Cobi Jones

Doug Lyons

Jim Messina

JoAnn Neale

Cindy Parlow Cone

Courtney Reum

Danielle Slaton

Juergen Sommer

David Sutphen

Brian Weinstein

Leighton Welch

Mark Williamson

Sean Woodroffe

Carlos Zaffirini

U.S. Soccer Foundation

1140 Connecticut Ave. NW Suite 1200

Washington, D.C. 20036

Phone: 202-872-9277

Fax: 202-872-6655

info@ussoccerfoundation.org

www.ussoccerfoundation.org

U.S. SOCCER TIMELINE

1800s As was the case in England, in the early 1800s many American schools and colleges played forms of football, but under rules that varied from place to place.

1862 The Oneida Football Club, made up of Boston prep school students, was organized by Gerritt Smith Miller. The game the Oneidas played was more like rugby than like soccer, but they were the first American team playing any type of football to be organized on a continuing basis, rather than just for the day.

1866 The first game in America using the association football rules standardized three years before in London was played on Oct. 11 in Waukesha, Wis. A men's team of Carroll College students beat a team of local residents.

1869 A week after they played what has been called the first American football game, teams from Princeton and Rutgers met on Nov. 13 in Princeton, N.J., in a game using association football rules, the first intercollegiate soccer game in America.

1876 Most of the football-playing colleges abandoned soccer in favor of rugby. However, within a few years soccer had begun to take hold in immigrant communities in various American locations such as Fall River, Mass.; Kearny, N.J., and St. Louis.

1833 The first soccer league in America, the Western Football Association, was organized in St. Louis.

1884 The American Football Association, only the second national soccer association outside of the British Isles, but one that was really more regional than national, was organized in Newark, N.J.

1885 The first American Football Association Cup was won by O.N.T. of Kearny, N.J., and a team representing the United States played one from Canada in Kearny on Nov. 28 in the first "international" game in America.

1894 The first attempt to start a pro soccer league in the United States, the American League of Professional Football Clubs, lasted for only three weeks in October. However, a longer-lasting league, the National Association Football League, began the following spring.

1898 A depression resulting from the financial panic of 1893 caused the suspension of both the American Football Association and the nation's leading league, the National Association Football League of New Jersey.

1904 A Canadian team won the soccer competition at the Olympic Games in St. Louis.

1905 A 17-game North American tour by the Pilgrims, an English amateur team, helped to revive soccer in the United States. St. Leo's won the first of its 10 consecutive St. Louis Major League titles.

1906 West Hudson of Harrison, N.J., won the first championship of the revived AFA Cup. A year later, it added the first championship of the revived National Association Football League.

1913 The United States Football Association was founded at an April 5 meeting in New York. FIFA, which had been founded in 1904, granted it provisional membership later in the year and full membership in 1914.

1914 The first National Challenge Cup tournament, the championship of the new USFA, was won by the Brooklyn Field Club (the tournament's name was later changed to the U.S. Open Cup).

1916 The first national team organized by the USFA, named the All-American Football Club, played six games in a tour of Sweden and Norway. The captain, Thomas Swords of Fall River, scored the first goal ever for the U.S. national team, against Sweden.



FIRST TEAM: The very first U.S. Men's National Team squad prepares to take the field in their first match, a 3-2 victory over Sweden in Stockholm on Aug. 20, 1916.

1919 Bethlehem Steel, after sweeping the National Challenge Cup, the AFA Cup and the National Association Football League, became the first American club to make a European tour when it played 14 games in Sweden and Denmark.

1920 The National Challenge Cup was won for the first time by a team from west of the Alleghenies, Ben Millers of St. Louis.



1930: The 1930 U.S. World Cup Team advanced into the semifinals and finished third.

1921 The original American Soccer League, a men's professional league, largely a merger of the National Association Foot Ball League in the Middle Atlantic states and the Southern New England Soccer League, began play. In its first season, it included three teams from Massachusetts, two from New York, two from New Jersey and one from Pennsylvania.

1924 The Fall River Marksmen became the first team to win the American Soccer League and National Challenge Cup titles in the same year.

1925 Archie Stark of Bethlehem Steel scored 67 goals in the 44-game ASL season, setting an American first-division record that still stands.



'34 IN ITALY: The U.S. lost their only match of the 1934 World Cup, losing 7-1 to host Italy.

1926 A game between Austrian first-division team Hakoah and a New York all-star team drew a crowd of 46,000 to the Polo Grounds in New York. Bethlehem Steel won the last of its five National Challenge Cup titles.

1928 The Soccer War, a year-long battle between the ASL and the USFA, began with ASL demands to take over the leading role in administering the sport.

1930 The United States was one of 13 nations to compete in the first men's World Cup in Uruguay, upsetting Belgium and Paraguay before being eliminated by Argentina in

the semifinals. Bert Patenaude of Fall River scored the first World Cup hat trick. Later in the year, the Fall River Marksmen, again winners of the ASL and National Challenge Cup titles, made a six-game tour of Czechoslovakia, Hungary and Austria.

1932 Disputes over the definition of an amateur and the costs of long travel distance from Europe caused the elimination of soccer from the program at the Los Angeles Olympic Games.

1933 Two years after the demise of the original American Soccer League, a new ASL, with a scaled-back budget, began play.

1934 Buff Donelli, later a famous American football coach, scored four goals in a World Cup qualifying victory against Mexico. The U.S. Men took part in their second consecutive World Cup, going winless in Italy.

1938 The USFA, citing the gathering threat of war in Europe, declined to send a team to the World Cup in France.

1941 The Kearny Scots won their fifth consecutive American Soccer League championship. The National Soccer Coaches Association was formed by 10 coaches at a meeting in New York.

1944 Billy Gonsalves, playing for Brooklyn Hispano, won the last of his remarkable eight U.S. Open Cup championships.

1945 The U.S. Football Association changed its name to U.S. Soccer Football Association.

1947 Ponta Delgada of Fall River became the first team to win the U.S. Open Cup and the National Amateur Cup in the same year.

1948 The first game in the United States between two leading men's European teams, Liverpool of England and Djurgardens of Sweden, was played in Brooklyn.



GAME OF THEIR LIVES: The 1950 U.S. World Cup Team shocked the world with their 1-0 upset win over England.



THE GOAL: Joe Gaetjens' redirection of a shot from Walter Bahr rolls into the goal, giving the U.S. their historic 1-0 victory over England in Brazil on June 29, 1950.

1950 Joe Gaetjens' goal in the 37th minute enabled the United States to earn its famous 1-0 victory against England in Belo Horizonte, Brazil. Despite the victory, the United States failed to advance past the first round of the World Cup.

1952 The USMNT played Scotland in front of a crowd of 107,765 at Hampden Park in Glasgow.

1953 The USSFA assumed administration of the National Soccer Hall of Fame in an agreement with the Philadelphia Old-Timers Association, which had started the Hall three years before.

1959 The first men's NCAA soccer championship was won by St. Louis University. The United States men's team finished third in the soccer tournament at the Pan-American Games in Chicago.

1960 The International Soccer League, featuring European and South American clubs in their off-seasons, began play in New York. In the first championship game, Bangu of Brazil beat Kilmarnock of Scotland.

1961 Concacaf, the Confederation of North and Central America and the Caribbean of Association Football, was formed at a meeting in Mexico City.

1965 The first college women's varsity soccer team was organized at Castleton State College in Vermont.

1966 Pelé played his first game in the United States, for his longtime Brazilian club Santos against Benfica of Portugal in New York.

1968 The Atlanta Chiefs defeated the San Diego Toros in the original North American Soccer League's first championship series.

1974 The U.S. Soccer Football Association changed its name to U.S. Soccer Federation.

1975 Pelé, who had retired the year before from Santos, signed for \$2.8 million with the New York Cosmos.

1977 Pelé won his only NASL championship as the Cosmos defeated the Seattle Sounders in the final. A month after the season, Pelé played his final game, changing uniforms at halftime in a match between the Cosmos and Santos, in East Rutherford, N.J. By signing Franz Beckenbauer of West Germany and Carlos Alberto of Brazil, the Cosmos became the first team in world soccer history to field the captains of the last two World Cup-winning teams.

1978 American soccer rode the crest of the attendance surge that followed Pelé's American venture, with the NASL expanding from 18 teams to 24 and the Major Indoor Soccer League, another men's league, beginning play with six teams.

1982 A European selection played a World selection in the FIFA all-star game in East Rutherford, N.J., but the NASL surge was beginning to fade. The Cosmos won the last of their five NASL championships. The first women's NCAA soccer tournament was held, with North Carolina winning the championship.

1984 A crowd of 101,799, still the largest ever to attend a soccer game in the United States, saw the Olympic final between Brazil and France in Pasadena, Calif. A women's club team, the Dallas Sting, won the first international title for the United States at a FIFA-sanctioned tournament.

1985 The United States fielded its first Women's National Team at a tournament in Jesolo, Italy. The Italian fans greeted the U.S. Women with an "OOOSA" chant ("USA") that the USWNT adopted as in use in present day. The NASL folded, a year after the second American Soccer League had done the same. Three months later, the New York Cosmos folded, after attempting to play a series of exhibition games. The USMNT were surprisingly eliminated by Costa Rica in World Cup qualifying, but the United States women's national team played its first game.

1988 FIFA, which five years earlier had rejected a United States bid for the 1986 World Cup, named the United States as host of the 1994 Men's World Cup.

1989 The USMNTs qualified for the World Cup for the first time in 40 years. Paul Caligiuri's famous goal in the deciding game was a 35-yard dipping shot that found the net in a 1-0 upset victory against Trinidad & Tobago Nov. 19 in front of 35,000 red-clad Trinidadians. The U.S. Men's Futsal National Team finished third at the first FIFA World Championship for Futsal.




ALL BUSINESS: Paul Caligiuri is all business after scoring the "Shot Heard Around the World" for the U.S., sending the team into their first World Cup in 40 years.

1990 The U.S. Men competed in the World Cup for the first time in 40 years. Two men's leagues, the WSL and the ASL merged to form the American Professional Soccer League (APSL).

1991 The U.S. Women captured the first-ever FIFA Women's World Championship in China with a 2-1 win against Norway on Nov. 30. The Women qualified for the world championship by defeating their five Concacaf opponents by a combined score of 49-0. The USMNT won its first-ever regional championship July 7 when it captured the Concacaf Gold Cup by defeating Honduras 4-3 in penalty kicks. The U.S. U-23 team won the gold medal at the Pan Am Games in Cuba.

1992 The U.S. Men won the inaugural U.S. Cup '92 in June, defeating Ireland 3-1 and Portugal 1-0, and tying three-time World Cup champion Italy 1-1. The U.S. Men's Futsal Team won the silver medal at the 2nd FIFA World Championship in Hong Kong. The MISL folded after 15 years in existence.

1993 In February, U.S. Soccer held the first-ever Strategic Summit where more than 250 soccer leaders and personalities met in Chicago for four days to plan the development of soccer into the 21st century. U.S. Cup '93 was used as a dress rehearsal for World Cup organizers, officials and volunteers, as well as the U.S. Men. The USA's 2-0 defeat of England made headlines around the world. Attendance and media interest were high, with 286,761 people attending the tournament's six games.



NUMBER ONE: Anson Dorrance led the U.S. Women to the inaugural Women's World Cup crown in 1991 in China.

The U.S. Under-20 Men defeated Europe's No. 1 seed, Turkey, 6-0 in the first game of the World Youth Championship in Australia. FIFA officials called the trouncing one of the most extraordinary results in the history of the tournament. The APSL was declared a Division II professional league. The United States Interregional Soccer League (USISL) was given Division III status. Plans for Major League Soccer — a Division I league to follow the legacy of World Cup '94 — were presented by U.S. Soccer President Alan Rothenberg.

1994 U.S. Soccer served as host national association for the 1994 FIFA World Cup, staging the greatest event in FIFA history. More than 3.5 million fans flocked to stadiums — still a World Cup record — and soccer fever in the U.S. was at an all-time high. The U.S. team advanced beyond the first round for the first time in 64 years, falling to eventual champion Brazil 1-0 in a July 4 round of 16 showdown at Stanford Stadium in Palo Alto, Calif. On June 4, 91,123 fans jammed the Rose Bowl to watch the U.S. defeat Mexico, 1-0, in its final tune-up prior to the World Cup. Game proceeds netted \$1 million in U.S. Soccer contributions to UNICEF/Children's Defense Fund.

The U.S. Women won the Chiquita Cup, a four-team international tournament in which the U.S. hosted Germany, China and Norway. The U.S. went on to successfully defend its Concacaf championship, qualifying for the 1995 FIFA Women's World Championship by outscoring the opposition 36-1 en route to winning all four qualification matches. Head coach Anson Dorrance announced his resignation and U.S. Soccer named assistant coach Tony DiCicco to succeed him.



STARS AND STRIPES I: The 1994 MNT advanced out of World Cup group play for the first time in 64 years.

1995 U.S. Soccer announced in February its intention to host the 1999 Women's World Cup and began the formal bid process with FIFA. The U.S. Men won the U.S. Cup '95 in June, defeating Nigeria and Mexico and tying Colombia. Later that month, the women placed third in the FIFA Women's World Cup in Sweden, falling to eventual champion Norway in the semifinals 1-0, then defeating China.

In July, the men made international headlines by advancing to the semifinals of Copa America. The U.S. scored its first-ever victory against Argentina, 3-0, and advanced via penalty kicks (against Mexico) into the semifinals before falling 1-0 to defending world champion Brazil. Steve Sampson, who had served as interim coach since April, was named full-time head coach in August.

1996 The U.S. Women won the first women's soccer gold medal at the 1996 Atlanta Olympics, defeating China 2-1 in the championship game. The U.S. posted a 21-1-2 overall record and won the Brazil Cup and U.S. Women's Cup '96. The U.S. Men's Olympic Team narrowly missed advancing to the quarterfinals with a 1-1-1 record.

Major League Soccer was launched, providing the United States with its first Division I outdoor pro league since the North American Soccer League ceased operations in 1985. MLS averaged more than 17,000 fans per game. The A-League and USISL merged to form a larger and stronger Division II outdoor league.

FIFA awarded the 1999 Women's World Cup to the United States and U.S. Soccer pledged it would be the biggest and most successful women's sporting event ever.

1997 The U.S. Men qualified for a third straight World Cup, completing a 16-game qualifying run with just two losses and advancing with a game to spare. The U.S. Women continued their impressive play by winning their fourth straight Nike U.S. Cup.

The FIFA Women's World Cup Organizing Committee had awarded the 1999 matches to seven U.S. locations: Boston; Chicago; Los Angeles; New York/

New Jersey; Portland, Ore.; San Francisco Bay Area; and Washington, D.C.

1998 A disappointing World Cup finished with the U.S. Men in last place after two difficult match-ups against Germany and Yugoslavia, and a heartbreaking loss to Iran. Brian McBride scored the team's only World Cup goal. The tournament concluded with the resignation of head coach Steve Sampson, who was eventually replaced on Oct. 27, by Bruce Arena.

The Women's team continued their impressive play, losing just twice in 1998 while playing in front of record crowds all across the country. Dr. Bob Contiguglia took over as U.S. Soccer's new President, replacing Alan I. Rothenberg, who had reached the eight-year term limit.

April Heinrichs is the first woman to be inducted into the National Soccer Hall of Fame.

1999 In front of more than 90,000 fans at the Rose Bowl in Pasadena, Calif., the U.S. Women won the 1999 FIFA World Cup by playing China to a 0-0 tie through regulation and overtime and then defeating them 5-4 in penalty kicks. Soccer hysteria spread through America as the Women appeared on every top news program, at the White House and on the cover of *Time*, *Newsweek*, *People* and *Sports Illustrated*. U.S. Women's National Team head coach Tony DiCicco resigned in November as the winningest coach in U.S. Soccer history with a record of 103-8-8.



COMING UP ROSES: The U.S. Women's National Team won the 1999 FIFA Women's World Cup, the most successful women's sporting event ever, in a penalty shootout against China.

In Bruce Arena's first full year at the helm of the U.S. Men, the team recorded triumphs against Germany (twice), Argentina, Chile and earns third place at the 1999 FIFA Confederations Cup in Mexico. The U-18 Women captured the gold, while the U-23 Men beat Canada for the bronze medal at the 1999 Pan American Games in Winnipeg, Canada.

The U-20 Men advanced to the second round of the 1999 FIFA World Youth Championship in April, with their only two losses coming to eventual finalists Spain and Japan. Taylor Twellman scored four goals and earned the Bronze Boot to become the first American male in the modern era to earn a FIFA scoring award.

In November, the U-17 Men extended a record unbeaten streak to 24 games, advancing to the semifinals of the World Championship before losing in penalty kicks to Australia. Landon Donovan and DaMarcus Beasley earned the Gold and Silver Balls as the tournaments top two MVPs. In November, the U-17 Men extended a record unbeaten streak to 24 games, first round. The U.S. Under-20 Men qualified for their third straight FIFA World Youth Championship, where the team finished second in their group in Argentina and were eliminated in the second round by Egypt.

2000 The U.S. Women maintained the momentum from their historic Women's World Cup title with 41 matches in 2000, posting a 26-6-9 record. The USWNT won six tournament titles in 2000, but had to settle for a silver medal at the 2000 Summer Olympics, losing in extra time to archrival Norway in the gold medal match

The U.S. Men were the surprise team of the Sydney Games, winning their group and advancing to the semifinals before grabbing fourth place -- the highest Olympic finish for the U.S..

Bruce Arena's squad continued to advance toward their ultimate goal of qualifying for the 2002 FIFA World Cup. The team secured 11 out of a possible 18 points and kept shutouts in four matches to win its semifinal qualifying group.

2001 The U.S. Men qualified for a fourth straight World Cup boosted by four wins and a draw to open the final round of Concacaf qualifying. For the first time, the U.S. Men clinched a spot in the World Cup at a home qualifier, topping Jamaica 2-1 behind two goals from Joe-Max Moore in front of 40,483 fans at the last soccer match played at Foxboro Stadium.

The first women's D1 professional league, the Women's United Soccer Association, began play with the Bay Area CyberRays winning the inaugural Founders Cup.

Mia Hamm was named the first FIFA Women's World Player of the Year.

The U-17 Men advanced to a ninth consecutive FIFA U-17 World Cup, but were drawn into the Group of Death in Trinidad & Tobago with Japan, Nigeria and France, and were eliminated in the first round. The U-20 MNT qualified for their third straight

FIFA World Youth Championship, where the team finished second in their group in Argentina and were eliminated in the second round by Egypt.

2002 The U.S. Men advanced to the quarterfinals at the 2002 World Cup in Korea/Japan, the team's best World Cup showing since 1930. The U.S. shocked the world with a stunning 3-2 opening game upset of Portugal before eventually finishing in second place in Group D. The U.S. then posted their first victory in the World Cup knockout stage, blanking Concacaf rival Mexico 2-0 in the Round of 16. The World Cup run ended in the quarterfinals with a 1-0 loss to Germany. Claudio Reyna was named to the All-Tournament Team, while Landon Donovan earned honorable mention. The Men began 2002 by winning the Concacaf Gold Cup in January with a convincing 2-0 victory against Costa Rica for the first Gold Cup title for the U.S. since 1991.



SAVED: Brad Friedel saved a penalty kick by Korea Republic as the U.S. preserved a 1-1 draw in their second group game in 2002.

The U.S. Women qualified for their fourth consecutive FIFA Women's World Cup after capturing the 2002 Concacaf Gold Cup with a 2-1 overtime victory against Canada at the Rose Bowl in Pasadena, Calif. The U.S. Under-19 Women topped the host Canadians 1-0 in overtime to win the inaugural FIFA U-19 Women's World Championship. Kelly Wilson won the Bronze Ball as the tournament's third MVP and the Silver Boot, while captain Lindsay Tarpley earned the Bronze Boot.

The U.S. Under-20 Men's National Team qualified for their fourth consecutive FIFA World Youth Championship. The U.S. National Futsal Team played their first home matches in history, defeating Canada and tying Mexico in March in Baltimore, Md., and Washington, D.C., respectively.

2003 Due to the outbreak of Severe Acute Respiratory Syndrome, FIFA relocated the Women's World Cup out of China. After a successful bid to host the tournament, U.S. Soccer faced the unprecedented task of hosting the tournament with just four months of preparation. The U.S. Women won Group A and then beat Norway in the quarterfinals 1-0. But Germany stunned the U.S. with a 3-0 victory in the semifinals, which led

the U.S. to top Canada in the third-place match. Shannon Boxx, Joy Fawcett and Mia Hamm all earned all-star honors from FIFA.

The U.S. Men, preparing for World Cup qualifying in 2004, finished in third place at the Concacaf Gold Cup with a 3-2 come-from-behind win against Costa Rica. The Men's Under-17 and Under-20 squads finished their respective World Championships with fifth place finishes after bowing out with quarterfinal losses to Brazil and Argentina, respectively.

2004 The U.S. Women won every tournament entered, culminating with the 2004 Olympics. Other tournament titles included the Algarve Cup, the Four Nations Tournament and the Concacaf Regional Olympic qualifying tournament, as the team set a record with 28 victories on the year.



GOLDEN GIRL: Abby Wambach was truly golden in 2004, scoring an unfathomable 31 goals, including the overtime winner to clinch the 2004

Under head coach Bruce Arena, the U.S. Men qualified for the final round of World Cup Qualifying for the Concacaf region. The Men finished the year with an 8-1-6 record, losing only to the Netherlands away and going a record 13-games undefeated.

The U-23 Men failed to qualify for the Olympics for the first time since 1976, losing 4-0 to Mexico in Guadalajara after winning their group only match up against the second-place Mexicans in the single-elimination qualifier. The Under-19 Women finished third at the FIFA U-19 Women's World Championship. The Futsal Team won the 2004 Concacaf Championship and qualified for the 2004 FIFA Futsal World Championship, where the team had a strong showing with a seventh-place finish.

2005 Manager Bruce Arena led the U.S. Men to a first place finish in Concacaf World Cup qualifying for the first time in 71 years, earning a berth at the 2006 FIFA World Cup Finals in Germany with a 2-0 win against Mexico in Columbus, Ohio. The Men also brought home the 2005 Concacaf Gold Cup, beating Panama 3-1 in penalty kicks after a scoreless draw. The team finished the year with a record 13 wins and .750 winning percentage.

The U.S. Women began a new era, starting off the year with a new coach, Greg Ryan, and a third

consecutive Algarve Cup title, their fourth overall. They ended the year undefeated and without allowing a single goal.

The Under-20 Men swept through Concacaf Qualifying, earning a berth to the FIFA Youth World Championship, where they finished 11th, bowing out to Italy in the Round of 16. The Under-17 Men also had a strong 2005, qualifying for the 2005 FIFA U-17 World Championship and finishing fifth overall after a loss to Holland in the second round.

2006 A disappointing World Cup in Germany for the U.S. Men, as the team failed to advance out of the first round despite a gallant, nine-man 1-1 draw with eventual World Cup champions Italy. After eight years in charge, Bruce Arena was replaced at the helm of the USMNT by Bob Bradley, on an interim basis.

Later in the summer, the U.S. Under-20 Women's National Team finished fourth in Russia. The disappointing finish marked the first time a U.S. Women's National Team had finished outside the top three in a FIFA world championship or Concacaf championship event.

The U.S. Women, however, continued their incredible run under Greg Ryan, winning three of the four tournaments they entered. The year concluded with another Women's Gold Cup crown and a berth in the 2007 FIFA Women's World Cup in China.

2007 The U.S. Women maintained a two-plus year undefeated run, looking to take the streak into the FIFA Women's World Cup. Drawn into the toughest group in Women's World Cup history, the U.S. advanced in first place after three difficult games against Korea DPR, Sweden and Nigeria. The U.S. rolled into the semifinals, but was upended by a quality Brazil side. Eventually, the WNT took third place for the second consecutive World Cup with a convincing win against Norway. Former Swedish National Team player and captain Pia Sundhage was appointed to the position of WNT coach after Greg Ryan's departure from the team.

Bob Bradley became the first Men's coach to win his first three games in charge and was hired full-time to guide the USA through 2010. In the summer of 2007, the MNT won its second consecutive Gold Cup, and fourth total title, by defeating Mexico 2-1 in front of a packed house at Soldier Field in Chicago. With the victory, the MNT gained entry into the 2009 Confederations Cup. The Men also travelled to Venezuela to compete in Copa America for the third time.

After qualifying for their respective World Cups to continue impressive streaks, the U-17 Men and U-20 Men took on the world during the summer in back-to-back tournaments. The U-20 team performed admirably in Canada, and reached the quarterfinals after defeats of Poland, Brazil and Uruguay. The U-17 team, meanwhile, did well to qualify from a tough group in South Korea, before being eliminated by Germany in the Round of 16.

Wilmer Cabrera was named head coach of the U-17 MNT, replacing John Hackworth. For the first time, U.S. Soccer hired four full-time referees to enhance high-level performance, training and development opportunities for the sport's elite officials in the United States. The U.S. Soccer Development Academy launched in the fall.

2008 Led by Pia Sundhage, the U.S. Women had one of their best years ever, losing only one game, which ironically came in the opening match of the 2008 Beijing Olympics, a tournament the U.S. would eventually win to take home their third gold medal. Overall, the USWNT won all six tournaments they entered to finish with a 33-1-2 record, giving them the most wins and best winning percentage ever in a calendar year (.944).



GOLDEN AGAIN: *The U.S. got revenge for the 2007 loss and defeated Brazil in the 2008 Olympic Final. The USMNT were successful in their own right, starting off on the right foot in 2010 FIFA World Cup qualifying with a 9-0 aggregate against Barbados in the second round. The U.S. opened the semifinal round with 1-0 victories in Guatemala and Cuba. Coming back to the U.S., home victories against T&T and Cuba clinched advancement with two games to play.*

The U-23 MNT joined the U.S. Women by qualifying for the 2008 Olympics in March, but just missed out on the second round once arriving in Beijing. Despite a 1-0 victory against Japan and a 2-2 draw with the Netherlands, the U.S. Men fell 2-1 against eventual silver medalist Nigeria. On the youth side, the U-17 and U-20 Women's National Teams both made the championship match of their respective FIFA World Cups. In New Zealand, the U-17s went on an impressive run to the final before finally

succumbing to Korea DPR in the final, but in Chile their older counterparts were able to exact revenge with a 2-1 victory to bring the World Cup trophy back to the United States for the first time since 2002.

Building off the initial kickoff in 2007, U.S. Soccer's Development Academy wrapped up its first year with a collection of dynamic matches during Finals Week at The Home Depot Center. In the U-15/16 championship, Carmel United topped PDA 1-0, and the Baltimore Bays topped LAFC 4-2 to take the U-17/18 title.

2009 The U.S. Men opened 2009 focused on final round qualifying for the 2010 FIFA World Cup with a 2-0 win against archrival Mexico in Columbus, Ohio. Bob Bradley's squad proceeded to go undefeated at home and clinch a spot in South Africa with a come-from-behind win in Honduras. They finished atop the Concacaf table with a tie against Costa Rica in Washington, D.C., on the last day of qualifying.

During the summer, the U.S. Men traveled to South Africa to compete in the 2009 FIFA Confederations Cup. The USMNT was drawn into a group with Italy, Brazil and Egypt, and advanced into the semifinals by virtue of a 3-0 dismantling of Egypt in the final game. They kept the nation captivated by beating Spain, the No.1-ranked team in the world in the semifinals before falling 3-2 to Brazil in the final. Tim Howard was awarded the Golden Glove and Clint Dempsey given the Bronze Ball.

The USWNT, led by coach Pia Sundhage had another successful year following their gold medal winning exploits in 2008, and wrapped up the year with a 7-0-1 that included falling in penalties to Sweden in the Algarve Cup final.

Both the U-17 and U-20 Men's National Teams competed in their respective FIFA World Cups this year, with the U-17 team advancing out of the group stage in Nigeria before falling to Italy in the Round of 16. A tough group containing Germany, Cameroon and Korea Republic saw the U-20s out of the tournament following the first round in Egypt.

The U.S. Soccer Development Academy completed its second year of competition in 2009, once again concluding the season with Finals Week at The Home Depot Center. In the U-15/16 age group, playoff No.1-seed Derby County Wolves continued their strong season straight through Finals Week with a title. Indiana United Academy defeated D.C. United to take home the U-17/18 championship.

2010 The year's most memorable moment came in the U.S. Men's third group game at the 2010 World Cup in South Africa as Landon Donovan scored a last-minute goal for the U.S. to clinch advancement and clinch a group for the first time in 80 years. Following a 1-1 tie with England, a 2-2 tie with Slovenia and a 1-0 win against Algeria, the U.S. was eliminated in the Round of 16, losing to Ghana 2-1. Clint Dempsey became

the second U.S. player to score in multiple World Cups, and Landon Donovan had three total goals to be come the third to score in multiple World Cups and the all-time World Cup goal leader for the U.S.



TIES THAT BIND: Michael Bradley celebrates scoring the game-tying goal against Slovenia in the 2010 FIFA World Cup.

After a surprising loss to Mexico in the semifinals of Women's Concacaf qualifying, the U.S. topped Italy 2-0 in a two-game qualifying playoff to earn a spot in the 2011 FIFA Women's World Cup. The U.S. won its seventh Algarve Cup with the first of two victories against 2011 hosts Germany.

The U.S. Under-20 Women lost in penalty kicks to Nigeria in the quarterfinals of the 2010 FIFA U-20 World Cup, while the U-17 Women became the first U.S. Women's team to fail to qualify for a FIFA World Cup event after not advancing out of the CONCACAF qualifying tournament.

No Division II league met U.S. Soccer's sanctioning standards, for professional leagues, so the Federation administered a league called USSF D-2 for one year.

2011 The U.S. Women were on center stage during the 2011 Women's World Cup in Germany. Their dramatic run in the Women's World Cup was highlighted by an electric, come-from-behind victory in the quarterfinals against Brazil, in which Abby Wambach scored the latest goal (six minutes into stoppage time) ever in a World Cup match. The U.S., however, would lose out in penalties to a spirited Japanese side in the final after playing to a 2-2 draw through 120 minutes.

During the summer of 2011 at the Concacaf Gold Cup, the U.S. MNT advanced to its third consecutive final, scoring two early goals before falling 4-2 to Mexico.

The continental tournament would prove to be Bob Bradley's last involvement as head coach of the U.S., with former Germany international and FIFA World Cup winner Jurgen Klinsmann taking the helm of the U.S. Men in August. He earned his first win in Miami against Honduras thanks to a Clint

Dempsey strike and later led the team to a 3-2 victory against Slovenia in its last game of the year.

The U-17 and U-20 Men's National Teams both entered another cycle of their respective FIFA World Cups. The U-17 Men reached the knockout round for the seventh time but lost to Germany in the Round of 16. After winning their qualifying group with two shutout victories, the U-20s graduated to the quarterfinals but fell to Guatemala and did not reach the World Cup for the first time since 1995.

2012 The USWNT capped off the 2012 London Olympics with a 2-1 victory against Japan in front of more than 80,000 spectators at Wembley Stadium as the U.S. Women earned their fourth Olympic gold – a first for any country on the men's and women's sides. Carli Lloyd scored both goals for the USA, capping off a tournament that featured a dramatic game-winning goal from 2012 U.S. Soccer Female Athlete of the Year Alex Morgan in the 123rd minute of the team's semifinal victory against Canada.

The USMNT advanced to the final round of 2014 FIFA World Cup Qualifying, defeating Guatemala 3-1 in the final Group A match of the Semifinal Round as Clint Dempsey scored his 29th and 30th career goals to tie Brian McBride for third all-time in U.S. history. The U.S. Men also had some memorable international friendly victories in 2012, including the first win on Mexico's home soil – a 1-0 victory at Estadio Azteca on Aug. 15.

The U.S. U-20 WNT defeated defending champion Germany 1-0 in the 2012 FIFA U-20 Women's World Cup in Tokyo. Kealia Ohai scored the game's lone goal and the Americans earned their third World Cup crown in the tournament's history. The U.S. U-17 WNT competed in the 2012 FIFA U-17 Women's World Cup, and in an extremely rare occurrence did not advance past the group stage despite an unbeaten 1-0-2 record.

2013 U.S. Soccer celebrated its 100th birthday in 2013, marking the occasion with a doubleheader event on June 2 as the USMNT beat Germany 4-3 in an electrifying match in the nation's capital, Washington, D.C. The USWNT also enjoyed victorious celebration as it defeated Canada 2-0 in Toronto in the first match since the dramatic semifinal victory in the 2012 London Olympics.

The MNT accomplished its primary task of qualifying for the 2014 FIFA World Cup, marking the seventh-consecutive time the team has reached the finals. The USA finished in first place for the third straight Concacaf cycle, highlighted by yet another "Dos a Cero" victory against regional rival Mexico. The team captured its fifth Gold Cup title, winning all six matches en route to the championship. A multitude of team and individual records were broken, a Snow Clásico played out in Denver and a dramatic comeback against Panama punctuated the end of the qualifying campaign. The U.S. Women's unbeaten 2013 campaign

was highlighted by Abby Wambach capturing the international scoring record on June 20 with four goals against Korea Republic at Red Bull Arena. She surpassed Mia Hamm's record of 158 and continued to extend the record, ending the year on 163.

2014 A banner year for U.S. Soccer. Growth is the word that best defined the year as record numbers of fans flocked to stadiums, parks and any available TV to see the USMNT compete at the 2014 FIFA World Cup. Impressive new television and sponsor agreements were signed, allowing U.S. Soccer to invest heavily in its coaching and youth development programs. All the while, the USWNT continued to cement its role as the No. 1 women's program in the world and turning heads in the process.

Early in the year, the USWNT transitioned to the guidance of former interim head coach and long-time assistant Jill Ellis, who led the team to an impressive qualification to the 2015 FIFA Women's World Cup in Canada as well as a 17-1-4 record to finish the year. Along the way, team captain Christie Rampone became only the second soccer player in history – man or woman – to reach 300 caps for their country. The team also brought in talented youngsters such as midfielder Morgan Brian and defenders Julie Johnston and Crystal Dunn.

The USMNT's year was highlighted by a successful run to the Round of 16 at the 2014 FIFA World Cup in Brazil. Head coach Jurgen Klinsmann guided the team out of the 'Group of Death' on the back of a cathartic win against Ghana and a dramatic draw against the world's No. 1 player Cristiano Ronaldo and Portugal. Despite goalkeeper Tim Howard's heroics – and tournament record 15 saves – against Belgium, the USA exited in the first knockout round. The team and soccer culture in the United States was then stunned by the retirement of the greatest player it had ever produced when Landon Donovan decided to hang up his cleats after playing one final match for his country in an October friendly against Ecuador.

2015 A year of continued evolution for the U.S. Soccer National Teams and Federation as a whole, saw the USWNT claim the most coveted prize in the sport by winning the 2015 FIFA Women's World Cup in record breaking fashion vs. Japan. It was a dominant year for the WNT, which also won a final Algarve Cup title early in the year before launching the #SheBelieves campaign aimed at inspiring fans throughout the world to achieve their dreams and then drawing record TV audiences for its World Cup games that subsequently led to record crowds during its Victory Tour.

The USMNT's high-water mark came in June when the team won back-to-back friendlies on European soil vs. the Netherlands and reigning World Cup champions Germany. The team also saw an injection of youth in its ranks as promising young players climbed the MNT program ladder from a talented U-20 team that made an inspired run to the FIFA U-20 World Cup Quarterfinals up to the U-23 MNT

and in the case of defender Matt Miazga the full National Team. Despite less than desirable results in the semifinals of the Concacaf Gold Cup and Concacaf Cup, the MNT closed out the year with quality results in its first two games of Semifinal Round Qualifying for the 2018 FIFA World Cup in Russia.



TRIPLE CROWN: The USWNT became the first team in women's soccer history to claim a third FIFA World Cup title, doing so in record fashion in 2015.

2016 Another big year for U.S. Soccer saw its Men's and Women's teams of all age groups find success throughout the year. On the Women's side, the year began with a storming run to the Concacaf Olympic Qualifying tournament title by the senior team, which then won the inaugural SheBelieves Cup with victories against European powers England, France and Germany. From there another pair of quality results against rival Japan had the team looking good heading into the 2016 Olympic Games in Rio; however, a bitter Round of 16 exit at the hands of former coach Pia Sundhage and Sweden on penalty kicks after a 1-1 draw left a sour taste. The team finished the year strong, winning its remaining six games while introducing a wealth of young talent.

Additionally, the U-20 WNT made a strong run at the U-20 Women's World Cup, reaching the third-place match.

The Men's National Team had a roller coaster of a year. A must-win World Cup Qualifying match at home to Guatemala saw the USA come good to set the team up for an impressive summer run at the Copa America Centenario, which was hosted in the United States. Despite an opening match loss to Colombia, the U.S. recovered to steam into a semifinal showdown against world power Argentina, where the team was defeated by a sublime performance from five-time FIFA World Player of the Year Lionel Messi. The MNT righted the ship by cruising into the Final Round of 2018 World Cup Qualifying with a pair of high-flying wins. But the year would take a sharp turn once more as defeats to Mexico at home and Costa Rica away sealed the fate of Jurgen Klinsmann as head coach and saw former manager Bruce Arena reinstalled to lead the team in 2017.

2017 The U.S. Women's National Team

experienced one of its busiest, most competitive schedules to begin a World Cup and Olympic cycle. The team played seven teams in the top 10 of the FIFA Women's World Rankings on the way to compiling a 12-3-1 record that included an eight-game unbeaten streak to finish the year. The USA hosted two major tournaments in the SheBelieves Cup and the Tournament of Nations, as head coach Jill Ellis used the year for experimentation and player evaluation as more than 50 players were seen in training camps and games while six players earned first caps.

After starting the Final Round of 2018 FIFA World Cup Qualifying with two defeats to end the previous year, the U.S. Men's National Team set a different course with the return of Bruce Arena as head coach. The turnaround began in March when the U.S. picked up eight points via two home wins and two away draws, one against Mexico at the revered Estadio Azteca. With qualifying stabilized, attention shifted to the Concacaf Gold Cup, where the U.S. earned its sixth confederation title when Jordan Morris' 88th minute game winner defeated Jamaica in the championship match on July 26.

With a regional crown in hand, the MNT returned to qualifying in September, but faltered with a home defeat to Costa Rica and away draw with Honduras that saw the USA still alive with two qualifying matches left. An impressive 4-0 win against Panama pushed the U.S. to the brink of qualifying for the 2018 World Cup, but needing just a draw on the last matchday at Trinidad & Tobago, the side fell 2-1 to the Soca Warriors in Couva, Trinidad, that result, combined with Honduras and Panama wins that night, knocked the U.S. out of the World Cup.

Arena resigned on Oct. 13, opening the search for a new head coach, and a month later the beginnings of a new-look MNT took its initial step when a young team led by acting head coach Dave Sarachan played defending European champions Portugal to a 1-1 draw.

On the youth side, the U.S. was one of only two nations to see its U-17 and U-20 Men's National Teams reach the Quarterfinals of their respective World Cups. The U-17 squad secured its spot at its World Cup with a second-place finish at the Concacaf U-17 Championship. The U-20 MNT qualified for the competition by winning the Concacaf U-20 Championship for the first time in federation history, defeating Honduras on penalties.

Additionally, the Paralympic National Team earned its best finish at a major world competition since the 1996 Paralympic Games with a fifth-place result at the 2017 IFCPF CP Football World Championships in San Luis, Argentina.

2018 The U.S. Women's National Team went unbeaten through 20 matches in 11 states and two countries in a year that will go down as one of the most successful in program history. The squad lifted three trophies by winning the SheBelieves Cup, the Tournament of Nations, and the Concacaf Championship. Jill Ellis' side punched

its ticket to the 2019 FIFA Women's World Cup in dominant fashion, winning all five qualifiers by a combined score of 26-0. In its penultimate match of the year, the USA captured its 500th all-time victory with a 1-0 win versus Portugal in Lisbon.

The U.S. Men's National Team took on a transitional year in 2018 by facing one of the most challenging schedules in team history. The USA squared off against the likes of Brazil, England, Italy, and Colombia in a gauntlet designed to test a new generation of the red, white, and blue. One of the team's best moments came in June, when it drew eventual World Cup champion France, 1-1, in Lyon. The USA then hired its first-ever General Manager in Earnie Stewart and new head coach Gregg Berhalter to lead the charge toward the 2022 World Cup. On the youth side, the U-15 Girls' National Team, U-17 Women's National Team, and U-20 Men's National Team all won Concacaf Championships. The Para 7-a-Side team qualified for the 2019 IFCPF World Cup with a third-place finish at Copa America.

And in a momentous moment for soccer in the U.S., the United Bid of Canada, Mexico and the United States, was awarded hosting rights for the 2026 FIFA World Cup. The 2026 competition will be the first to host an expanded field of 48 teams. The three Federations are now working to build excitement, energy and awareness for what will be the biggest World Cup in history!

2019 The U.S. Women's National Team experienced an historic 2019 that saw the team win its fourth World Cup title. The U.S. set Women's World Cup records for goals (26), goal differential (plus-23) and never trailed to become the first team to go 7-0-0 in the Women's World Cup. Midfielder Megan Rapinoe was awarded the Golden Ball as the tournament's best player and the Golden Boot as its top scorer with six goals and three assists. At the conclusion of the 2019 Victory Tour, head coach Jill Ellis retired with a remarkable 106-7-19 overall record.

On October 28, U.S. Soccer announced Vlatko Andonovski as the ninth head coach in USWNT



WORLD CONQUERORS: The USWNT defeated four consecutive European powers to lift the 2019 FIFA Women's World Cup trophy on July 7 in Lyon, France.

history. The Andonovski era started on a high note as the U.S. closed out 2019 with wins over Sweden and Costa Rica.

In head coach Gregg Berhalter's first year in charge, the U.S. Men's National Team started his tenure with friendly wins over Panama, Costa Rica and Ecuador while earning a 1-1 draw with defending Copa América champions Chile. En route to its 11th Gold Cup Final, the USMNT outscored opponents 15-1 in three group stage and two knockout round matches before falling to Mexico, 1-0. After another loss to Mexico in a friendly a couple of months later, the U.S. rebounded with a 1-1 draw vs. world No. 5 Uruguay. The inaugural edition of the Concacaf Nations League served as the next set of games on the schedule for the USA. Drawn into Nations League A, Group A, the USMNT closed out the year with home and away matches against Canada and Cuba. With two wins against Cuba and one over Canada, the U.S. advanced to the Final Round of Nations League and finished the year at No. 22 in FIFA's world rankings, up three spots from 2018, its highest year-end finish since 2013 (14th).

On the youth side, the U.S. became the only nation to reach the quarterfinals of the last three U-20 World Cups. Before falling to Ecuador in the quarterfinals, the U-20 USMNT advanced to the knockout stage with wins over Nigeria and Qatar before upsetting tournament favorite France with a 3-2 comeback victory in the Round of 16. The U-17 USMNT qualified for a record 17th FIFA U-17 World Cup after reaching the 2019 Concacaf U-17 Championship Final. With wins over Belgium, Czechia and the Republic of Ireland, the U.S. Under-17 Women's National Team won the UEFA Women's Development Tournament in Czechia. Additionally, the U.S. Para 7-a-Side National Team won the program's first Parapan American Games medal with a dominating 7-0 win against Venezuela to claim the bronze at the 2019 tournament and the Beach Soccer Women's National Team was launched.

2020 A year that was supposed to be a busy schedule for the U.S. Men's and Women's National Teams as well as several youth teams was largely halted due to the global health pandemic caused by the COVID-19 outbreak in March.

In their first full year under head coach Vlatko Andonovski, the U.S. Women's National Team started 2020 with an energy and performances befitting a team aiming to win a World Cup and an Olympics in back-to-back years. Yet the day after the USA won the 2020 SheBelieves Cup and capped a perfect 8-0-0 start to 2020 – including qualifying for the Tokyo Games – the sports world shut down. The Olympics were eventually postponed, all of the USA's programming was cancelled, and the team would not hit the field again for seven months when an October training camp was held in Colorado. On Nov. 27, the USWNT finally played its first game in 261 days, a rousing 2-0 win vs. the Netherlands in

Breda to close the year ranked No. 1 in the world.

The U.S. Men's National Team opened the year with a 1-0 win over Costa Rica in February, then did not reconvene again until November, playing Wales to a 0-0 draw on Nov. 12 and beating Panama, 6-2, on Nov. 16. Gregg Berhalter's side then closed the year with a commanding 6-0 victory over El Salvador in Ft. Lauderdale, Florida, the first domestic match for any U.S. National Team since the start of the pandemic.

On the youth side, the Under-20 U.S. Women's National Team opened the year by winning the 2020 Concacaf Women's U-20 Championship and in the process, qualifying for the Under-20 Women's World Cup. However, due to the COVID-19 pandemic, all youth World Cups scheduled for 2020 and 2021 were cancelled.

2021 The U.S. Women's National Team hit the ground running in 2021, becoming the first team to win back-to-back SheBelieves Cup titles in the tournament's six-year history after recording wins over Canada, Brazil, and Argentina, while also becoming the first team to finish the tournament without conceding any goals. In July, the team earned its first-ever bronze medal at the delayed 2020 Olympic Tournament in Tokyo, which had been pushed back a year due to the COVID-19 global pandemic. During that competition, Samantha Mewis and Kristie Mewis made history by becoming the first sisters to represent the USWNT at a major senior tournament (after doing so at two Youth FIFA World Cups). The team finished the year with a 17-2-5 record, a +64 goal differential and an .812 winning percentage, all the while continuing to build on a 62-game home unbeaten streak to end 2021. The USWNT once again finished the year at the top of the FIFA Rankings. Six players earned their first cap on the year, while legendary midfielder-turned-forward Carli Lloyd retired as the second-most capped player in world soccer history with 316 games played.

The Men's National Team recorded one of its best years in history, setting a record for most wins in a calendar year after posting a 17-2-3 record in 2021. The USMNT won two major titles in one summer as they conquered the Concacaf Gold Cup and the inaugural Concacaf Nations League – beating archrival Mexico in both finals – while featuring two young and almost completely different rosters in each tournament. The team went on to finish the year with three wins against El Tri after adding a thrilling “Dos a Cero” victory in Cincinnati during World Cup Qualifying. The MNT also ended the year ranked 11th in the FIFA World Rankings, making the USA the highest-ranked in Concacaf and marking their highest year-end ranking since 2005. In addition to 27 players earning their first appearance in a World Cup Qualifier, head coach Gregg Berhalter twice sent out starting lineups that were the youngest ever for the United States in a qualifier. The team also boasted a +34 goal differential, a .841 winning percentage, and a .54

goals against average, all of which were best in team history, while their 12 clean sheets tied their best record in that category.

On the youth side, after a long pause in regular programming due to the pandemic, the U-17 and U-20 U.S. Women's Youth National Teams and the U-17 Men's Youth National Team returned to the field in October with training camps in Chula Vista, Calif. In November, the U-20 MYNT kicked off a new cycle at the Revelations Cup in Mexico as it prepares for the 2022 Concacaf U-20 Championship which will serve as qualification to the 2023 FIFA U-20 World Cup and the 2024 Summer Olympics. The U-20 WYNT also held an end-of-year training camp in December as they prepared for the 2022 Concacaf U-20 Women's Championship in early 2022 in the Dominican Republic. The YNT programs underwent several changes in coaching staffs as Gonzalo Segares was named U-17 MYNT head coach (previously U-15 MYNT) and Tracey Kevins was named U-20 WYNT head coach (previously U-15 and U-17 WYNT), while Mikey Varas, Natalia Astrain, and Katie Schoepfer were hired as U-20 MYNT, U-17 WYNT, and U-15 WYNT head coaches, respectively.

2022 The U.S. Women's National Team started off the year by winning its fifth overall SheBelieves Cup title in a tournament that included Iceland, Czechia and 2023 FIFA Women's World Cup co-host New Zealand. In July, the USA won the 2022 Concacaf W Championship in Monterrey, Mexico, to earn berths to both the 2023 WWC and the 2024 Paris Olympics. In the newly formatted tournament, the U.S. Women claimed the title with a 5-0-0 run and a 1-0 victory over Canada in the championship game. The USWNT closed out the year with losses at England and Spain, then split with Germany in a two-game set at home, but still finished 2022 ranked No. 1 in the world for the seventh consecutive year.

The U.S. Men's National Team closed out the arduous and demanding qualification process in the Octagonal in March 2022, earning one of the confederation's three automatic berths to the World Cup and returning to the world's biggest stage for the first time since 2014. The USA's starting lineups during those games averaged 23 years, 302 days, which is the youngest average age in team history during a qualifying cycle. Just weeks later, the team was drawn into one of the most challenging groups in Qatar alongside England, Wales and IR Iran. The USA earned a win and two draws to advance out of the group, all the while making history as the match against England set a record for the most-watched men's soccer game on American English-language television ever, amassing 15.3 million viewers on FOX plus another 4.6 million on Telemundo. After the team's World Cup exit in the Round of 16 against Netherlands, the USA finished the year ranked 13th in the FIFA world rankings.

On the Youth side, the U-20 Men's Youth National Team won its third consecutive Concacaf U-20

Championship title, qualifying for the 2024 Olympics in Paris in the process and marking the USA's return to its first Men's Olympic Football Tournament since Beijing 2008. The U-17 Women's Youth National Team won its third consecutive and record fifth overall Concacaf Women's U-17 Championship and went on to reach the FIFA U-17 Women's World Cup Quarterfinals after topping their group, before falling just short against Nigeria in penalty kicks. The U-20 WYNT went undefeated to win the Concacaf Women's U-20 Championship, earning a record seventh Concacaf title for this age group. The USA bowed out of the U-20 Women's World Cup in the group stage, albeit after matches against tough opposition in Japan, Netherlands and Ghana.

2023 The U.S. Women's National Team started off the year by winning its sixth overall SheBelieves Cup title in a tournament that included Brazil, Canada, and Japan. In the summer, the USWNT took part in its ninth-straight FIFA Women's World Cup in New Zealand and Australia, navigating the group stage before falling to Sweden on penalty kicks in the Round of 16.

In March, the USMNT qualified for its second-straight Concacaf Nations League Final Four, defeating Grenada 7-1 and El Salvador 1-0 to finish on top of its group. In June, the side then claimed its second CNL title, routing Mexico 3-0 in the semifinal before upending Canada 2-0 in the Final. During the CNL Final, it was announced that Gregg Berhalter would return as USMNT head coach beginning in the fall, and the USA immediately moved into Concacaf Gold Cup play, where it navigated through the group stage, before eventually falling to Panama on penalty kicks in the semifinal. Berhalter returned to the helm in the fall, where the USA went 3-1-0 in four friendlies, before defeating Trinidad and Tobago 4-2 on aggregate in the 2023-24 CNL Quarterfinals to qualify for the tournament semifinals as well as Copa America 2024.

On the Youth side, the U-20 USMNT advanced to the quarterfinals of the 2023 FIFA U-20 World Cup for the fourth-consecutive tournament, finishing on top of its group and defeating New Zealand 4-0 in the Round of 16 before falling 2-0 to eventual champions Uruguay in the quarterfinal. The U-17 USMNT also advanced from its group at the U-17 World Cup, before falling 3-2 to eventual champs Germany in the Round of 16.

In September, U.S. Soccer announced plans to build a new state-of-the-art National Training Center in Fayetteville Georgia, with plans to relocate its headquarter there ahead of the 2026 FIFA World Cup.

2024 Under the new guidance of head

coach Emma Hayes, the U.S. Women's National Team won its record fifth Olympic gold medal at the 2024 Summer Olympics in Paris. The USWNT went a perfect 6-0-0, including three consecutive 1-0 wins in the Knockout Rounds, culminating with the victory against Brazil in the final on Aug. 10 at the Parc des Princes. The U.S. Women's National Team started off the year by winning its sixth overall SheBelieves Cup title in a tournament that included Brazil, Canada, and Japan. In the summer, the USWNT took part in its ninth-straight FIFA Women's World Cup in New Zealand and Australia, navigating the group stage before falling to Sweden on penalty kicks in the Round of 16.

In March, the USMNT qualified for its second-straight Concacaf Nations League Final Four, defeating Grenada 7-1 and El Salvador 1-0 to finish on top of its group. In June, the side then claimed its second CNL title, routing Mexico 3-0 in the semifinal before upending Canada 2-0 in the Final. During the CNL Final, it was announced that Gregg Berhalter would return as USMNT head coach beginning in the fall, and the USA immediately moved into Concacaf Gold Cup play, where it navigated through the group stage, before eventually falling to Panama on penalty kicks in the semifinal. Berhalter returned to the helm in the fall, where the USA went 3-1-0 in four friendlies, before defeating Trinidad and Tobago 4-2 on aggregate in the 2023-24 CNL Quarterfinals to qualify for the tournament semifinals as well as Copa America 2024.

On the Youth side, both the U-20 and U-17 Women's National Teams claimed third place at their FIFA World Cups in Colombia and Dominican Republic, respectively. Meanwhile, the U-20 Men's National Team finished as runners-up at the 2024 Concacaf U-20 Championship in Mexico, qualifying for the following year's FIFA U-20 World Cup to be played in Chile.

On the Extended National Teams front, the U.S. Women's Deaf National Team played its first international match on home soil, defeating Australia 11-0 in the first match of a historic doubleheader with the USWNT on June 1 in Commerce City, Colo. The match was also the first U.S. Soccer-presented Extended National Teams match to be broadcast, coming on truTV and Telemundo Digital Platforms, as well as being the first ENT match to have a presenting partner in Volkswagen.

ALL-TIME U.S. SOCCER PLAYER OF THE YEAR AWARD WINNERS



Antonee Robinson
Sentnor



Alyssa Naeher



Tanner Tessmann



Ally

2024 U.S. Soccer Players of the Year

For their excellence at the highest levels of the sport, U.S. Soccer voters named U.S. Men's National Team defender **ANTONEE ROBINSON** as the 2024 Male Player of the Year, goalkeeper **ALYSSA NAEHER** as the 2024 Female Player of the Year, midfielder **TANNER TESSMANN** as the 2024 Young Male Player of the Year, and forward **ALLY SENTNOR** as the 2024 Young Female Player of the Year.


The U.S. Soccer Player of the Year awards have a longer history than any major individual award in American soccer – having first begun more than 40 years ago. Alongside the Best of FIFA awards, the U.S. Player of the Year awards are the only awards to honor both the top male and the top female in the sport.

Votes are collected from respective National Team coaches, National Team players who have earned a cap in the applicable calendar year, American soccer league (MLS, USL and NWSL) head coaches, select media members, former players and administrators. Players cannot win the Young Male or Young Female award more than once. For the fourth consecutive year, fans were able to vote for the U.S. Soccer Player and Young Player of the Year Awards with those votes weighted at 15% of the total.

ALL-TIME U.S. SOCCER PLAYERS OF THE YEAR AWARD WINNERS

MALE PLAYER		FEMALE PLAYER		YOUNG MALE PLAYER		YOUNG FEMALE PLAYER	
Year	Player	Year	Player	Year	Young Male Player	Year	Player
1984	Rick Davis	1984	—	1998	Josh Wolff	1998	Cindy Parlow
1985	Perry Van der Beck	1985	Sharon Remer	1999	Ben Olsen	1999	Lorrie Fair
1986	Paul Caligiuri	1986	April Heinrichs	2000	Landon Donovan	2000	Aly Wagner
1987	Brent Goulet	1987	Carin Jennings	2001	DaMarcus Beasley	2001	Aleisha Cramer
1988	Peter Vermes	1988	Joy Biefeld	2002	Bobby Convey	2002	Lindsay Tarpley
1989	Mike Windischmann	1989	April Heinrichs (2)	2003	Freddy Adu	2003	Cat Reddick
1990	Tab Ramos	1990	Michelle Akers	2004	Eddie Johnson	2004	Heather O'Reilly
1991	Hugo Perez	1991	Michelle Akers (2)	2005	Benny Feilhaber	2005	Lori Chalupny
1992	Marcelo Balboa	1992	Carin Gabarra (2)	2006	Jozy Altidore	2006	Daneshia Adams
1993	Thomas Dooley	1993	Kristine Lilly	2007	Michael Bradley	2007	Lauren Cheney
1994	Marcelo Balboa (2)	1994	Mia Hamm	2008	Sacha Kljestan	2008	Kristie Mewis
1995	Alexi Lalas	1995	Mia Hamm (2)	2009	Luis Gil	2009	Tobin Heath
1996	Eric Wynalda	1996	Mia Hamm (3)	2010	Gale Agbossoumonde	2010	Bianca Henninger
1997	Kasey Keller	1997	Mia Hamm (4)	2011	Brek Shea	2011	Sydney Leroux
1998	Cobi Jones	1998	Mia Hamm (5)	2012	Rubio Rubin	2012	Julie Johnston
1999	Kasey Keller (2)	1999	Michelle Akers (3)	2013	Wil Trapp	2013	Lindsey Horan
2000	Chris Armas	2000	Tiffeny Milbrett	2014	DeAndre Yedlin	2014	Morgan Brian
2001	Earnie Stewart	2001	Tiffeny Milbrett (2)	2015	Matt Miazga	2015	Mallory Pugh
2002	Brad Friedel	2002	Shannon MacMillan	2016	Christian Pulisic	2016	Ashley Sanchez
2003	Landon Donovan	2003	Abby Wambach	2017	Josh Sargent	2017	Sophia Smith
2004	Landon Donovan (2)	2004	Abby Wambach (2)	2018	Alex Mendez	2018	Tierna Davidson
2005	Kasey Keller (3)	2005	Kristine Lilly (2)	2019	Sergiño Dest	2019	Brianna Pinto
2006	Oguchi Onyewu	2006	Kristine Lilly (3)	2020	Gio Reyna	2020	Naomi Girma
2007	Clint Dempsey	2007	Abby Wambach (3)	2021	Ricardo Pepi	2021	Trinity Rodman
2008	Tim Howard	2008	Carli Lloyd	2022	Yunus Musah	2022	Jaedyn Shaw
2009	Landon Donovan (3)	2009	Hope Solo	2023	Kevin Paredes	2023	Olivia Moultrie
2010	Landon Donovan (3)	2010	Abby Wambach (3)	2024	Tanner Tessmann	2024	Ally Sentnor
2011	Clint Dempsey (2)	2011	Abby Wambach (4)	PLAYER WITH A DISABILITY			
2012	Clint Dempsey (3)	2012	Alex Morgan				
2013	Jozy Altidore	2013	Abby Wambach (5)	Year	Player		
2014	Tim Howard (2)	2014	Lauren Holiday	2012	Felicia Schroeder		
2015	Michael Bradley	2015	Carli Lloyd (2)	2013	Rene Renteria		
2016	Jozy Altidore (2)	2016	Tobin Heath	2014	Gavin Sibayan		
2017	Christian Pulisic	2017	Julie Ertz	2015	Kevin Hensley		
2018	Zack Steffen	2018	Alex Morgan (2)	2016	Adam Ballou		
2019	Christian Pulisic (2)	2019	Julie Ertz (2)	2017	Sean Boyle		
2020	Weston McKennie	2020	Samantha Mewis	2018	Gracie Fitzgerald		
2021	Christian Pulisic (3)	2021	Lindsey Horan	2019	Nick Mayhugh		
2022	Tyler Adams	2022	Sophia Smith	2020	CP Soccer Youth Players		
2023	Christian Pulisic (4)	2023	Naomi Girma				
2024	Antonee Robinson	2024	Alyssa Naeyer				

2024 U.S. SOCCER PLAYERS OF THE YEAR



U.S. SOCCER MALE PLAYER OF THE YEAR

Antonee ROBINSON

A dual citizen of the United States and England, in 2024 Robinson played the second-most games and minutes of his career in a calendar year. The U.S. recorded all four of its clean sheets this year with “Jedi” patrolling the left flank, including the “dos a cero” win against Mexico in the 2024 Concacaf Nations League Final and the critical 1-0 shutout on the road against Jamaica in the quarterfinal of the 2025 edition of the tournament.

At the club level, Robinson has established himself as one of the outstanding performers in the Premier League at his position. Having won the Fulham 2023-24 Player of the Year award, he finished this calendar year with 10 assists across 37 games played, four more than any other defender in the league and in the top 10 of players across the board. Now wearing the captain's armband, he's already delivered seven assists in 19 matches during the current campaign – tied for the third amongst all Premier League players - two of which came in the thrilling 2-2 draw away to league leaders Liverpool on Dec. 14. Robinson is the third player with ties to Fulham to earn the honor, joining Clint Dempsey (2007, 2011, 2012) and Kasey Keller (1997, 1999, 2005).

In a list of nominees including Folarin Balogun, Ricardo Pepi, Christian Pulisic and Tim Ream, Robinson won with 55 percent of the weighted total.



U.S. SOCCER FEMALE PLAYER OF THE YEAR

Alyssa NAEHER

Following a year in which she once again left an indelible mark on U.S. Women's National Team history, goalkeeper Alyssa Naeher was voted the 2024 U.S. Soccer Female Player of the Year.

Just the second goalkeeper to win in the award's 40-year history, Naeher played every minute of the 2024 Olympics, allowed just two goals and made crucial saves in all of the knockout round games on the way to the gold medal. The USA won all three knockout games at the Olympics by 1-0 scores – two of which went into overtime – and with her shutout of Brazil in the gold medal game, she became the first goalkeeper in women's soccer history to keep clean sheets in a World Cup Final and an Olympic Final. Her outrageous kick-save in the waning minutes of overtime in the semifinal win over Germany will go down as one of the most memorable moments in U.S. history.

During the year, she became just the third U.S. goalkeeper to hit 100 caps and played a huge role in the USA winning two penalty kick shootouts against Canada. In the Concacaf W Gold Cup semifinal on March 6, Naeher became the first U.S. 'keeper to make three saves in a penalty kick shootout and converted the USA's third kick herself. Her save on Canada captain Jessie Fleming won the game. On April 9 in the SheBelieves Cup championship game against Canada, she remarkably saved three more penalty kicks in a shootout that went seven rounds and once again made her kick, converting the USA's third attempt.

Appropriately, she had a fantastic match in her final game in a U.S. uniform, helping the USA to a 2-1 win over the Netherlands. She made six saves to help the Americans hold off a talented Dutch side.

Of the five finalists for the Female Player of the Year Award, Naeher garnered 40.8 percent of the weighted vote, followed by defender Naomi Girma (32.2%).

U.S. SOCCER YOUNG MALE PLAYER OF THE YEAR

Tanner TESSMANN

Returning to the Olympics for the first time since 2008, Tessmann captained the U.S. men throughout their preparations and at the Paris Games. The midfielder played every minute for the USA in France, leading the Americans to advancement from the group stage for just the second time since pool play was introduced at Rome 1960. Reaching the quarterfinals for just the third time in its 100-year history at the Games, Paris 2024 marked the USA's first time winning two games at the Olympic Men's Soccer Tournament.

After making his senior international debut in September 2023, Tessmann began to install himself as a regular contributor with new head coach Mauricio Pochettino during the manager's first two camps at the helm of the USMNT last fall. Following substitute appearances in both of Pochettino's first friendlies in charge, Tessmann started both legs of the Concacaf Nations League Quarterfinals against Jamaica, helping the U.S. take the first step toward its fourth CNL title with a 5-2 aggregate victory.

It was a similarly impressive year for Tessmann on the club front. The midfielder was a fixture for Venezia FC in Serie B, helping the club back to Serie A after two seasons in the second division. He started 35 of 38 games for Venezia on the year, appearing in all but one league match. The Leoni Alati finished third in the league table to earn a place in the promotion playoffs, where Tessmann shone brightly. He played every minute of the four-game tournament and scored a spectacular goal in the second leg against Palermo to secure advancement to the finals.

Tessmann's strong play for club and country was rewarded with an August transfer to French power Olympique Lyon. He played in 14 games for the club during the first half of the 2024-25 season. The 23-year-old earned his first minutes in European competition during the start of Lyon's UEFA Europa League campaign this fall as the club clinched a place in the next round, finishing the year in fourth place with two league games remaining.



U.S. SOCCER YOUNG FEMALE PLAYER OF THE YEAR

Ailly SENTNOR

After a solid rookie year in the NWSL for the Utah Royals, Sentnor received her first senior USWNT call-up for the USA's two matches in Europe to end the 2024 schedule and earned her first senior team cap in front of 78,346 fans at Wembley Stadium in the USA's 0-0 draw with England on Nov. 30.

One of the most decorated players in recent U.S. Women's National Team history, having scored for the USA at almost every youth level, the 20-year-old captained the USA to third place at the 2024 FIFA U-20 Women's World Cup in Colombia. At that World Cup, she scored three times – against Paraguay, Mexico and in the Third-Place Match against the Netherlands. She also scored the dramatic tying goal in the waning seconds of the quarterfinal match against Germany (it was later ruled an own goal). In that Germany match, the USA was down 2-0 in the third minute of stoppage time before scoring in the 97th and 98th minutes to tie the game in one of the greatest comebacks in U.S. history. After a scoreless overtime, Sentnor then nailed the USA's opening penalty in the victorious shootout. She won the Bronze Ball in Colombia as the third-best player in the tournament.

Sentnor, who also scored in the 2022 FIFA U-20 WWC, finished her U-20 career with 12 goals in 23 caps. A nominee for NWSL Rookie of the Year, she had three goals and four assists for Utah this past season while playing 1,866 minutes in 21 matches, all of them starts, after being selected by the club as the No. 1 overall pick in the 2024 NWSL Draft. She also played two games in the NWSL x Liga MX Femenil Summer Cup and scored in both, against Tijuana and the Portland Thorns.



Of the five finalists for the Young Female Player of the Year Award, Sentnor garnered 55.8 percent of the overall tabulated votes followed by her U-20 WWC teammate and Kansas City Current midfielder Claire Hutton (30.1%).

2024 Extended National Team Player of the Year and ADAPTand THRIVE Awards


Eight winners for U.S. Soccer's end-of-year awards in disability soccer, beach soccer and futsal were announced in 2024. The ADAPTandTHRIVE Disability Award recognizes an individual making an impact in the United States' broad landscape of disability soccer, while the Beach Soccer Female and Male Player of the Year Awards, the Futsal Player of the Year Award, CP Female and Male Player of the Year Awards, Deaf Female and Male Player of the Year Awards and Power Soccer Player of the Year Award honor players from U.S. Soccer's Extended National Teams excelling at other versions of the sport on the sand and court.

The 2024 Player of the Year award winners were determined via a weighted vote that took place from December 17-31, 2024. Votes were weighted as follows:

- 45% - Athletes that earned a cap for their respective national team during 2024
- 40% - Coaches, Support Staff, U.S. Soccer Athlete Council, and Board of Directors
- 15% - Online fan vote



Antonio Chavez



Hannah Adler



Luciano Gonzalez



Cassidy Leake




Jacob Crumbley



Sydney Andrews



Kevin Fitzpatrick



Riley Johnson

2024 ADAPTandTHRIVE and Extended National Team Awards

Eight winners for U.S. Soccer's end-of-year awards in disability soccer, beach soccer and futsal were announced in 2024. The ADAPTandTHRIVE Disability Award recognizes an individual making an impact in the United States' broad landscape of disability soccer, while the Beach Soccer Female and Male Player of the Year Awards, the Futsal Player of the Year Award, and the CP Female and Male Player of the Year Awards, honor players from U.S. Soccer's Extended National Teams excelling at other versions of the sport on the sand and court. The Futsal Female Player of the Year award will launch in 2025.

ADAPTandTHRIVE

2021 Sandy Castillo
2022 Shawn Danhouser
2023 Joslynn Bigelow

Beach Soccer

Male Player of the Year

2021 Nico Perea
2022 Nico Perea
2023 Gabe Silveira
2024 Antonio Chavez

Beach Soccer

Female Player of the Year

2021 Ali Hall
2022 Ali Hall
2023 Hannah Adler
2024 Hannah Adler

CP Male Player of the Year

2022 John Sullivan
2023 Josh Brunais
2024 Jacob Crumbley

CP Female Player of the Year

2022 Michelle Cross
2023 Michelle Cross
2024 Cassidy Leake

Futsal Male Player of the Year

2021 Diego Moretti
2022 Diego Burato
2023 Luciano Gonzalez
2024 Luciano Gonzalez

Deaf Female Player of the Year

2023 Emily Spreeman
2024 Sydney Andrews

Deaf Male Player of the Year

2023 Chris Bourdon
2024 Kevin Fitzpatrick

Power Soccer Player of the Year

2023 Riley Johnson
2024 Riley Johnson



ADAPTandTHRIVE Disability Award: Margaret DOMKA, Disability Soccer Referee


Long-time Referee Margaret Domka has won the fourth annual ADAPTandTHRIVE Disability Award, which recognizes an individual who is making an impact in Disability Soccer in the United States. A 10-year member of the FIFA International Panel from 2007-2017, Domka officiated at the 2015 FIFA Women's World Cup, the 2012 and 2014 FIFA U-20 Women's World Cups, as well as serving as a match official in WPS and NWSL.

Domka started applying her Referee expertise to different disciplines of the game when she began as a PhD candidate researching Mental Health and Sport at Clemson University in 2018. Since that time, she has worked as a match official at nine major IFCPF events, including the 2022 and 2024 Women's and Men's World Cups and 2019 and 2023 Parapan American Games, as well as the first international friendlies played by the U.S. Blind Soccer National Team in 2023 and the 2024 U.S. Blind Soccer International Cup. She also officiated at the 2022 Special Olympics USA Games.



Beach Soccer Female Player of the Year: Hannah ADLER


A former professional player who appeared in the UEFA Champions League with Danish side HB Køge and domestically for the NWSL's Racing Louisville, Hannah Adler (Santa Barbara, Calif.) claims her second-straight Female Beach Soccer Player of the Year in her second year with the Beach WNT. Adler appeared in all six matches, finishing tied for second on the team with five goals to go along with two assists. The striker scored in four consecutive matches, beginning with her goal in the 9-0 victory against the Bahamas to help the USA claim the El Salvador Beach Soccer Cup on March 29. Adler also registered a goal and assist in the 4-2 loss to Spain (Dec. 13), another goal and assist in the 4-0 win against Mexico (Dec. 14) and her third career brace in the 6-4 win against Costa Rica on Dec. 15 to help the Beach WNT earn second place at the Acapulco Beach Soccer Cup.



Beach Soccer Male Player of the Year:

Antonio CHAVEZ

One of four players to appear in all 12 matches, Antonio Chavez (Oceanside, Calif.) contributed a balanced four goals and four assists to tie Tanner Akol and Cody Valcarcel for the team lead with eight overall goal contributions. The defender started the year by providing an assist in the 6-3 defeat to hosts Brazil at the Maranhao International Cup on Jan. 12. On March 29, he provided an assist to Alvaro Franco before his free kick midway through the second period pushed the USA to a dramatic 5-4 victory against the hosts at the 2024 El Salvador Beach Soccer Cup. The following day, he dished another assist to Akol in the 5-4 loss to Morocco. He then closed out 2024 as one of the team's top performers at the Acapulco Beach Soccer Cup, registering his second career brace and playing provider to Andres Navas in the team's 8-7 extra time loss to No. 5-ranked Spain on Dec. 13. Chavez capped his year with a bicycle kick to close the scoring in the USA's 6-4 win against rivals Mexico to earn third place in Acapulco on Dec. 15.



Futsal Male Player of the Year:

Luciano GONZALEZ

Luciano Gonzalez (Mendoza, Argentina and Stratford, N.J.) earns his second Male Futsal Player of the Year award. Gonzalez started all four matches at the 2024 Concacaf Futsal Championship, tallying two goals and two assists in Nicaragua. The veteran fixo collected two assists in the 7-4 tournament-opening win against Trinidad and Tobago on April 13, including the helper on Nicholas Lopez's game winner with eight minutes remaining in the second half. He also scored with five seconds left in the first half of the 7-6 loss to the Dominican Republic on April 14, before tallying the opening goal in the 3-3 draw with Guatemala on April 15.



CP Female Player of the Year:

Cassidy LEAKE

Cassidy Leake (Murietta, Calif.) wins her first Female Cerebral Palsy Player of the Year honor on the back of leading the CP WNT in scoring with 14 goals to go along with three assists across seven appearances in 2024. The midfielder scored in six of seven matches, and had five multi-goal games. She began her production with two goals and an assist in the 6-2 friendly win against Ireland on Sept. 28, and followed it with back-to-back hat tricks, scoring three goals against Denmark on Sept. 29 and against Ireland in the IFCPF World Cup opener on Nov. 15. Leake, who captained the USA in five of her seven appearances, went on to bag another brace against Denmark on Nov. 17, collected her third hat trick the following day against Japan, and scored one of the USA's two goals in the 6-2 loss to Australia in the World Cup Final.



CP Male Player of the Year:

Jacob CRUMBLEY

A member of the CP MNT since 2018, Jacob Crumbley (Fortson, Ga.) showed his versatility around the pitch, playing forward, goalkeeper, full back and central midfield all in 2024. One of three players to appear in all eight matches, Crumbley's five goals and eight overall goal contributions saw him finish the year tied for the team lead in both categories, and also lead the CP MNT in scoring at the IFCPF World Cup. After recording an assist in the 3-0 friendly win against Scotland in September, Crumbley had a milestone match in the World Cup opener when he bagged two goals and an assist in the 5-0 victory against Australia. Crumbley was slotted into emergency goalkeeper duty in the next match against the Netherlands, before going on to record one of the two USA goals in the Placement Match against Argentina. The Georgia product also led the comeback in the final Placement Match against Germany, scoring a 56th minute equalizer to make it 2-2 and providing the assist on the go-ahead goal from Gavin Kohner, before scoring the eventual game-winner in the 64th minute of the 4-3 win to claim seventh place.



Deaf Female Player of the Year:
Sydney ANDREWS

A 12-year veteran of the Deaf WNT, Sydney Andrews (Wichita, Kan.) finished the year as one of two players to play all 270 minutes for the USA and collected an assist on Ani Khachadourian's eighth minute goal in the 11-0 win against Australia on June 1. An unsung hero for the past decade, Andrews has been key to denying opponent goal scoring opportunities on the field, while maintaining the culture and uplifting newcomers to the National Team. The veteran center back's ability to direct the back line, defend to the death and provide a calm and collective atmosphere in pressure situations proved key in the Deaf WNT conceding just one goal in 2024. A true connector and collaborator amongst players and staff, Andrews has been the glue that helps keep the team moving in one direction as a unit.



Deaf Male Player of the Year:
Kevin FITZPATRICK

Veteran defender Kevin Fitzpatrick (Hopatcong, N.J.) started all three matches for the U.S. at the Deaf Pan American Games, playing 300 minutes while helping the USA keep shutouts in two of three matches. Fitzpatrick collected an assist in the 4-0 win against Mexico to claim the bronze medal and qualify for the 2025 Deaflympics and 2026 World Deaf Football Championship. A leader both on-and-off the field, Fitzpatrick established a strong standard for his teammates and contributed significantly to the team's defensive mentality, helping to enhance their defensive performance. He also seized opportunities to contribute offensively, providing an assist during the event.



Power Soccer Player of the Year:
Riley JOHNSON

Co-captain of the U.S. side at the 2023 FIPFA Powerchair Football World Cup, Riley Johnson (Saint Cloud, Minn.) wins his second-straight Power Soccer Player of the Year honor. Johnson helped lead his club team Minnesota Shockwave to a fourth consecutive USPSA Premier Cup Championship, won the Golden Guard award as the tournament's top scorer with 11 goals and seven assists in seven matches, also scoring two of the team's three goals in the final. A co-captain of the Power NT, Johnson attended all Power Soccer National Team training camps in 2024.

Johnson also continues to represent the team well away from camps, helping to establish the Drew Cunningham Mentorship Program, which is named after the former U.S. Power Soccer National Team athlete who passed away in 2023. Launched in concert with USPNT teammate Peyton Sefick and former player Tyler Hernandez, the annual award pairs a committee-selected athlete under 16 years of age with a mentor from the USPNT to support and accelerate the athlete's path to the National Team. At the grassroots level, Johnson led instruction at USPSA's Power Soccer Camp for the fourth time last August, and also oversaw two Power Soccer Introduction Clinics in North Carolina and Ohio with the purpose of starting new teams in areas that do not currently have Power Soccer. Additionally, Johnson, who is a mechanical engineer, leaned on his experiences in Power Soccer to deliver a powerful TEDTalk, titled "Why We Can't Predict a Person's True Potential."

2024 U.S. SOCCER REFEREES OF THE YEAR

**Guido Gonzales Jr.****Kathryn Nesbitt****2024 U.S. Soccer Referees of the Year**

As part of U.S. Soccer's continued mission to foster the best playing environments, grow the number of referees nationally and recognize excellence in officiating, the Federation launched the Male and Female Referee of the Year awards in 2024.

For their excellence at the highest levels of the sport, U.S. Soccer voters selected KATHRYN NESBITT and GUIDO GONZALES JR., the inaugural winners of the Federation's Referee of the Year Awards. Along with recognizing the sport's top officials each year, the launch of the awards in 2024 was part of U.S. Soccer's continued effort to grow the number of Referees nationally and promote the discipline as an integral part of the game.

The awards were determined via weighted vote from PRO Referees, National Referee Coaches, U.S. Soccer Board of Directors and U.S. Soccer Referee Committee members (45 percent); National Professional and International Referees (25 percent); State Referee Committee members (15 percent); and U.S. Women's and Men's National Team players that earned a cap in 2024 (15 percent).

Male Referee of the Year

2024 Guido Gonzales Jr.

Female Referee of the Year

2024 Kathryn Nesbitt.



Male Referee of the Year: **Guido GONZALES JR.**

An MLS Referee since 2018, Gonzales officiated 25 matches, including two MLS Cup Playoffs matches in 2024. He also had the honor of overseeing the 2024 MLS All-Star Game and ended the year being as the center referee for 2024 MLS Cup Final. He was also appointed to the 2025 FIFA International Panel.

Gonzales won 29 percent of the weighted vote among a list of nominees that included FIFA Assistant Referees Kyle Atkins and Corey Parker, PRO Referee Ismir Pekmic and FIFA Referee Armando Villarreal.



Female Referee of the Year: **Kathryn NESBITT**

An NWSL Assistant Referee since 2013 and MLS Assistant Referee since 2015, Nesbitt has been a member of the FIFA Panel since 2016 and was an AR in 18 MLS matches, including three MLS Cup Playoffs matches in 2024.

Other top assignments in 2024:

- Women's Olympic Football Tournament – Quarterfinal
- FIFA World Cup Qualifiers – Round 2
- Copa America – Group Stage (5th Official)
- Concacaf W Gold Cup – Quarterfinal & Semifinal
- 2023-2024 Concacaf Nations League – 3rd Place
- 2024-2025 Concacaf Nations League – League A Group Stage & Play-In
- Concacaf Champions Cup – Round One & Quarterfinals
- Concacaf Central American Cup – Semifinal

Nesbitt emerged from a list of nominees that included fellow FIFA Assistant Referee Brooke Mayo, as well as FIFA Referees Alyssa Nichols, Tori Penso and Natalie Simon, winning 26 percent of the weighted vote.

U.S. SOCCER ALL-TIME AWARDS

U.S. Soccer Team Awards - Top U.S. Team Finishes (Major International Competitions)

Year	Team	Event	Finish
2024	Women's CP National Team	IFCPF World Cup (Spain)	2nd place
2024	Men's Deaf National Team	Deaf Pan American Games (Brazil)	3rd place
2024	Under-17 WNT	FIFA Women's U-17 World Cup (Dominican Republic)	3rd place
2024	Under-20 WNT	FIFA Women's U-20 World Cup (Colombia)	3rd place
2024	Under-20 MNT	Concacaf U-20 Championship (Mexico)	2nd place
2024	Women's National Team	Olympics Soccer Tournament (France)	1st place
2024	Women's National Team	Concacaf W Gold Cup (USA)	1st place
2024	Men's National team	Concacaf Nations League (USA)	1st place
2023	Men's CP National Team	Parapan American Games (Chile)	3rd place
2023	Power Soccer National Team	FIPFA World Cup (Australia)	3rd place
2023	Women's Deaf National Team	DIFA World Deaf Football Championship (Malaysia)	1st place
2023	Men's National Team	Concacaf Nations League (USA)	1st place
2023	Men's Beach National Team	Concacaf Beach Championship (Dominican Rep.)	1st place
2023	Under-20 WYNT	Concacaf Women's U-20 Championship (Dominican Rep.)	2nd place
2022	Women's National Team	Concacaf W Championship (Mexico)	1st place
2022	Under-17 WYNT	Concacaf U-17 Women's Championship (Dominican Rep.)	1st place
2022	Under-20 MYNT	Concacaf U-20 Championship (Honduras)	1st place
2022	Under-20 WYNT	Concacaf U-20 Women's Championship (Dominican Rep.)	1st place
2022	Men's CP National Team	IFCPF World Cup (Spain)	4th place
2022	Women's Deaf National Team	Deaflympics (Brazil)	1st place
2021	Men's National Team	Concacaf Gold Cup (USA)	1st place
2021	Men's National Team	Concacaf Nations League (USA)	1st place
2021	Women's National Team	Olympic Soccer Tournament (Japan)	3rd place
2021	Men's Beach National Team	Concacaf Beach Championship (Costa Rica)	2nd place
2021	Men's Futsal National Team	Concacaf Futsal Championship (Guatemala)	2nd place
2020	Under-20 WNT	Concacaf Women's U-20 Championship (Dominican Rep.)	1st place
2019	Women's National Team	FIFA Women's World Cup (France)	1st place
2019	Men's National Team	Concacaf Gold Cup (USA)	2nd place
2019	Under-17 MNT	Concacaf U-17 Championship (USA)	2nd place
2019	Men's Beach National Team	Concacaf Beach Championship (Mexico)	2nd place
2019	Men's Deaf National Team	Deaf Pan American Games	3rd place
2019	Power Soccer National Team	APFC Powerchair Americas Cup (Brazil)	1st place
2019	Men's CP National Team	Parapan American Games (Peru)	3rd place
2018	Women's National Team	Concacaf Women's Championship (USA)	1st place
2018	Under-17 WNT	Concacaf Women's U-17 Championship (USA)	1st place
2017	Men's National Team	Concacaf Gold Cup (USA)	1st place
2017	Power Soccer National Team	FIPFA Powerchair Football World Cup (USA)	2nd place
2016	Under-20 WNT	FIFA U-20 Women's World Cup (Papua New Guinea)	4th place
2016	Men's National Team	Copa America Centenario (USA)	4th place
2016	Women's Deaf National Team	DIFA World Deaf Football Championship (Italy)	1st place
2015	Men's National Team	Concacaf Gold Cup (USA)	4th place
2015	Women's National Team	FIFA Women's World Cup (Canada)	1st place
2015	Men's Beach National Team	Concacaf Beach Championship (El Salvador)	4th place
2014	Women's National Team	Concacaf Women's Championship (USA)	1st place
2014	Power Soccer National Team	APFC Powerchair Americas Cup (Brazil)	1st place
2014	Men's CP National Team	IFCPF Americas Championship (Canada)	3rd place
2013	Men's National Team	Concacaf Gold Cup (USA)	1st place
2013	Men's Beach National Team	Concacaf Beach Championship (Bahamas)	1st place
2013	Women's Deaf National Team	Deaflympics (Bulgaria)	1st place
2012	Women's National Team	Olympic Soccer Tournament (London)	1st place
2012	Under-20 WNT	FIFA U-20 Women's World Cup (Japan)	1st place
2012	Women's Deaf National Team	DIFA World Deaf Football Championship (Turkey)	1st place
2011	Women's National Team	FIFA Women's World Cup (Germany)	2nd place
2011	Power Soccer National Team	FIPFA Powerchair Football World Cup (France)	1st place
2010	Men's Beach National Team	Concacaf Beach Championship (Mexico)	3rd place
2010	Men's CP National Team	CPISRA Americas Championship	2nd place
2009	Men's National Team	Concacaf Gold Cup (USA)	2nd place
2009	Men's National Team	FIFA Confederations Cup (South Africa)	2nd place
2009	Men's Beach National Team	Concacaf Beach Championship (Mexico)	4th place
2009	Women's Deaf National Team	Deaflympics (Chinese Taipei)	1st place

U.S. SOCCER ALL-TIME AWARDS

2008	Under-17 WNT	FIFA U-17 Women's World Cup (New Zealand)	2nd place
2008	Under-20 WNT	FIFA U-20 Women's World Cup (Chile)	1st place
2008	Women's National Team	Olympic Soccer Tournament (China)	1st place
2008	Men's Beach National Team	Concacaf Beach Championship (Mexico)	3rd place
2008	Men's Futsal National Team	Concacaf Futsal Championship (Guatemala)	3rd place
2008	Men's Deaf National Team	DIFA World Deaf Football Championships (Greece)	3rd place
2007	Under-20 WNT	Pan American Games (Brazil)	2nd place
2007	Women's National Team	FIFA Women's World Cup (China)	3rd place
Year	Team	Event	Finish
2007	Men's National Team	Concacaf Gold Cup (USA)	1st place
2007	Power Soccer National Team	FIPFA Powerchair Football World Cup (Japan)	1st place
2007	Men's CP National Team	CPISRA Americas Championship (Brazil)	4th place
2006	Women's National Team	Concacaf Women's Gold Cup (USA)	1st place
2006	Under-20 WNT	FIFA U-20 Women's World Cup (Russia)	4th place
2005	Men's National Team	Concacaf Gold Cup (USA)	1st place
2005	Women's Deaf National Team	Deaflympics (Australia)	1st place
2004	Under-19 WNT	FIFA U-19 Women's World Cup (Thailand)	3rd place
2004	Women's National Team	Olympic Soccer Tournament (Greece)	1st place
2004	Men's Futsal National Team	Concacaf Futsal Championship (Costa Rica)	1st place
2003	Women's National Team	FIFA Women's World Cup (USA)	3rd place
2003	Men's National Team	Concacaf Gold Cup (USA/Mexico)	3rd place
2002	Under-19 WNT	FIFA U-19 Women's World Cup (Canada)	1st place
2002	Women's National Team	Concacaf Women's Gold Cup (USA)	1st place
2002	Men's National Team	Concacaf Gold Cup (USA)	1st place
2002	Men's CP National Team	CPISRA Americas Championship (Chile)	3rd place
2000	Under-23 MNT	Olympic Soccer Tournament (Australia)	4th place
2000	Women's National Team	Concacaf Women's Gold Cup (USA)	1st place
2000	Women's National Team	Olympic Soccer Tournament (Australia)	2nd place
2000	Men's Futsal National Team	Concacaf Futsal Championship (Costa Rica)	3rd place
1999	Under-17 MNT	FIFA U-17 World Cup (New Zealand)	4th place
1999	Under-18 WNT	Pan American Games (Canada)	1st place
1999	Under-23 MNT	Pan American Games (Canada)	3rd place
1999	Women's National Team	FIFA Women's World Cup (USA)	1st place
1999	Men's National Team	FIFA Confederations Cup (Mexico)	3rd place
1999	Men's CP National Team	CPISRA Americas Championship (Argentina)	2nd place
1998	Women's National Team	Goodwill Games (USA)	1st place
1998	Men's National Team	Concacaf Gold Cup (USA)	2nd place
1997	World University Games' Team	World University Games (Italy)	3rd place
1996	Women's National Team	Olympic Soccer Tournament (USA)	1st place
1996	Men's National Team	Concacaf Gold Cup (USA)	3rd place
1996	Men's Futsal National Team	Concacaf Futsal Championship (Guatemala)	1st place
1996	Men's CP National Team	Paralympic Games (USA)	4th place
1995	Women's National Team	FIFA Women's World Cup (Sweden)	3rd place
1995	Men's National Team	Copa America (Uruguay)	4th place
1993	Men's National Team	Concacaf Gold Cup (USA & Mexico)	2nd place
1992	Futsal National Team	FIFA Futsal World Cup (Hong Kong)	2nd place
1991	Under-23 MNT	Pan American Games (Cuba)	1st place
1991	Women's National Team	FIFA Women's World Cup (China)	1st place
1991	Men's National Team	Concacaf Gold Cup	1st place
1989	Futsal National Team	FIFA Futsal World Cup (Holland)	3rd place
1989	Under-20 MNT	FIFA World Youth Championship (Saudi Arabia)	4th place
1959	Men's Pan Am Games' Team	Pan American Games (USA)	3rd place
1930	Men's National Team	FIFA World Cup (Uruguay)	3rd place

USOC Team of the Year Award

Year	Team
2019	U.S. Women's National Team
2015	U.S. Women's National Team
2011	U.S. Women's National Team
1999	U.S. Women's National Team
1997	U.S. Women's National Team

FIFA FIFPRO Women's Best XI

Year	Players
2021	Carli Lloyd, Alex Morgan
2020	Tobin Heath, Megan Rapinoe
2019	Kelley O'Hara, Rose Lavelle, Julie Ertz, Alex Morgan, Megan Rapinoe
2017	Alex Morgan
2016	Hope Solo, Ali Krieger, Carli Lloyd, Alex Morgan
2015	Hope Solo, Meghan Klingenberg, Julie Johnston, Carli Lloyd

FIFA World Coach of the Year

Year	Player	Team
2015	Jill Ellis	U.S. Women's National Team

The Best FIFA Women's Coach

Year	Player	Team
2019	Jill Ellis	U.S. Women's National Team

FIFA World Player of the Year

Year	Player	Team
2015	Carli Lloyd	U.S. Women's National Team
2012	Abby Wambach	U.S. Women's National Team
2002	Mia Hamm	U.S. Women's National Team
2001	Mia Hamm	U.S. Women's National Team

The Best FIFA Women's Player

Year	Player	Team
2019	Megan Rapinoe	U.S. Women's National Team
2016	Carli Lloyd	U.S. Women's National Team

Sports Illustrated Athlete of the Year

Year	Player	Team
2019	Megan Rapinoe	U.S. Women's National Team

U.S. Soccer Individual Awards

France Football d'Or

Year	Player	Team
2019	Megan Rapinoe	U.S. Women's National Team

All-World Championship Team

Year	Player	Event / Team
2015	Carli Lloyd	WWC / All-Star
2015	Megan Rapinoe	WWC / All-Star
2015	Meghan Klingenberg	WWC / All-Star
2015	Julie Johnston	WWC / All-Star
2015	Hope Solo	WWC / All-Star
2011	Abby Wambach	WWC / First Team
2011	Lauren Cheney	WWC / First Team
2011	Shannon Boxx	WWC / First Team
2011	Hope Solo	WWC / First Team
2007	Kristine Lilly	WWC / Honorable Mention
2006	Amanda Poach	U-20 / First Team
2006	Val Henderson	U-20 / First Team
2006	Daneshia Adams	U-20 / First Team
2004	Angie Wozniak	U-19 / First Team
2004	Becky Sauerbrunn	U-19 / First Team

2004	Ashlyn Harris	U-19 / First Team
2003	Steve Cronin	U-20 / First Team
2003	Bobby Convey	U-20 / First Team
2003	Mia Hamm	WWC / Honorable Mention
2003	Joy Fawcett	WWC / First Team
2003	Shannon Boxx	WWC / First Team
2003	Danny Szelata	U-17 / First Team
	Freddy Adu	U-17 / First Team
2002	Kelly Wilson	U-19 / First Team
2002	Lindsay Tarpley	U-19 / First Team
2002	Heather O'Reilly	U-19 / First Team
2002	Jill Oakes	U-19 / First Team
2002	Landon Donovan	World Cup / Hon. Mention
2002	Claudio Reyna	World Cup / First Team
1999	Briana Scurry	WWC / First Team
1999	Carla Overbeck	WWC / First Team
1999	Mia Hamm	WWC / First Team
1999	Michelle Akers	WWC / First Team
1999	Brandi Chastain	WWC / First Team
1996	Victor Nogueira	Futsal / Honorable Mention
1994	Alexi Lalas	World Cup / Honorable Mention
1992	Victor Nogueira	Futsal / First Team
1992	Chico Borja	Futsal / First Team

Golden Ball (Tournament MVP)

Year	Player	Event
2023	Emily Spreeman	DIFA World Deaf Football Champ.
2023	Nick Perera	Concacaf Beach Soccer Champ.
2022	Alex Morgan	Concacaf W Championship
2022	Michelle Cooper	Concacaf U-20 Women's Champ.
2022	Paxten Aaronson	Concacaf U-20 Champ.
2022	Riley Jackson	Concacaf U-17 Women's Champ.
2021	Weston McKennie	Concacaf Nations League
2020	Mia Fishel	Concacaf Women's U-20 Champ.
2019	Megan Rapinoe	Women's World Cup
2018	Julie Ertz	Concacaf Women's Champ.
2017	Michael Bradley	Concacaf Gold Cup
2017	Erik Palmer-Brown	Concacaf U-20 Champ.
2015	Carli Lloyd	Women's World Cup
2008	Sydney Leroux	U-20 World Cup
2006	Francis Farberoff	Concacaf Beach Soccer Champ.
1999	Landon Donovan	U-17 World Championship
1991	Carin Jennings	Women's World Cup

Silver Ball (Tournament second MVP)

Year	Player	Event
2011	Abby Wambach	Women's World Cup
2008	Alex Morgan	U-20 World Cup
2004	Angie Wozniak	U-19 Women's World Champ.
1999	DaMarcus Beasley	U-17 World Championship
1991	Kyle Campbell	U-17 World Championship
1991	Michelle Akers	Women's World Cup
1989	Kasey Keller	World Youth Championship

Bronze Ball (Tournament third MVP)

Year	Player	Event
2019	Rose Lavelle	Women's World Cup
2012	Julie Johnston	U-20 Women's World Cup
2011	Hope Solo	Women's World Cup
2009	Clint Dempsey	FIFA Confederations Cup
2008	Kristie Mewis	U-17 Women's World Cup
2006	Daneshia Adams	U-20 Women's World Champ.
2002	Kelly Wilson	U-19 Women's World Champ.
1999	Michelle Akers	Women's World Cup

Golden Boot

(Tournament leading scorer)

Year	Player	Event
2023	Emily Spreeman	DIFA World Deaf Football Champ.
2022	Michelle Cooper	Concacaf U-20 Women's Champ.
2022	Paxten Aaronson	Concacaf U-20 Champ.
2019	Megan Rapinoe	Women's World Cup
2019	Nick Perera	Concacaf Beach Soccer Champ.
2018	Alex Morgan	Concacaf Women's Champ.
2015	Clint Dempsey	Concacaf Gold Cup
2013	Landon Donovan/Chris Wondolowski	Concacaf Gold Cup
2013	Nick Perera	Concacaf Beach Soccer Champ.
2008	Sydney Leroux	U-20 Women's World Cup
2003	Eddie Johnson	World Youth Championship
1991	Michelle Akers	Women's World Cup

Silver Boot

(Tournament second leading scorer)

Year	Player	Event
2020	Mia Fishel	Concacaf Women's U-20 Champ.
2019	Alex Morgan	Women's World Cup
2019	Giovanni Reyna	Concacaf U-17 Champ.
2017	Josh Sargent	FIFA U-20 World Cup
2017	Brooks Lennon	Concacaf U-20 Champ.
2015	Carli Lloyd	Women's World Cup
2007	Abby Wambach	Women's World Cup
2002	Kelly Wilson	U-19 Women's World Champ.
1991	Carin Jennings	Women's World Cup

Bronze Boot

(Tournament third leading scorer)

Year	Player	Event
2020	Brianna Pinto	Concacaf Women's U-20 Champ.
2019	Giovanni Reyna	Concacaf U-17 Champ.
2017	Josh Sargent	Concacaf U-17 Champ.
2011	Abby Wambach	Women's World Cup
2010	Sydney Leroux	U-20 Women's World Cup
2008	Vicki DiMartino	U-17 Women's World Cup
2008	Alex Morgan	U-20 Women's World Cup
2004	Angie Wozniuk	U-19 Women's World Champ.
2002	Lindsay Tarpley	U-19 Women's World Champ.
1999	Taylor Twellman	World Youth Championship

Golden Glove

Year	Player	Event
2023	Taegan Frandsen	DIFA World Deaf Football Champ.
2022	Christopher Brady	Concacaf U-20 Champ.
2022	Victoria Safradin	Concacaf U-17 Women's Champ.
2021	Matt Turner	Concacaf Gold Cup
2017	Jonathan Klinsmann	Concacaf U-20 Champ.
2017	Justin Garces	Concacaf U-17 Champ.
2015	Brad Guzan	Concacaf Gold Cup
2015	Hope Solo	Women's World Cup
2013	Chris Toth	Concacaf Beach Soccer Champ.
2011	Hope Solo	Women's World Cup
2010	Bianca Henninger	U-20 World Cup
2009	Tim Howard	FIFA Confederations Cup
2008	Taylor Vancil	U-17 Women's World Cup
2008	Alyssa Naeher	U-20 Women's World Cup
1999	Briana Scurry	Women's World Cup
1992	Victor Nogueira	Futsal World Championship
1991	Kyle Campbell	U-17 World Championship
1989	Kasey Keller	World Youth Championship

FIFA Fair Play

Fair Play Award Winners — Team

Year	Team	Event
2021	MNT	Concacaf Gold Cup
2020	U-20 WNT	Concacaf Women's U-20 Champ.
2019	Men's National Team	Concacaf Gold Cup
2019	U-17 MNT	Concacaf U-17 Championship
2018	U.S. Women's Team	Concacaf Women's Champ.
2017	U.S. Men's Team	Concacaf Gold Cup
2008	Under-20 WNT	U-20 Women's World Cup
2004	Under-19 WNT	U-19 Women's World Champ.
1998	U.S. Men's Team	Year-End Award
1996	U.S. Women's Team	Olympic Soccer Tourn.
1989	Under-20 MNT	World Youth Championship

Fair Play Award Winners – Individual

Year	Player	Award
1998	Michelle Akers	FIFA Order of Merit
1997	Julie Foudy	FIFA Fair Play Award

Werner Fricker Builder Award

Year	Recipient
2024	Phil Anschutz
2023	Burton Haimes
2022	Don Garber
2020	Esfandiar Baharmast
2019	April Heinrichs
2018	Tony DiCicco
2017	Mary Harvey
2016	Anson Dorrance
2015	Bruce Arena
2013	Richard Groff
2012	Hank Steinbrecher
2011	Kevin Payne
2010	Bob Contiguglia
2009	Alan Rothernberg
2008	Bob Gansler
2007	Francisco Marcos
2006	Sal Rapiglia
2005	Gerhard Mengel
2003	Sunil Gulati
2002	Werner Fricker, Sr.

Carla Overbeck Leadership Award

Year	Recipient
2024	Tony Sanneh
2023	Joslynn Bigelow
2022	Lesle Gallimore

Kim Crabbe Game Changers Award

Year	Recipient
2024	JT Dorsey
2023	Esmeraldo Negron
2022	Janeicia Neely

Fernando G. Alvarez Referee Champion

Award

Year	Recipient
2024	Don Wilbur

MEDIA INFORMATION



U.S. SOCCER COMMUNICATIONS AND CONTENT CONTACTS

CATHERINE NEWMAN • **CHIEF MARKETING & COMMUNICATIONS OFFICER** cnewman@ussoccer.org

MICHAEL KAMMARMAN • **DIRECTOR, USMNT COMMUNICATIONS** mkammarman@ussoccer.org

AARON HEIFETZ • **DIRECTOR, USWNT COMMUNICATIONS** aheifetz@ussoccer.org

TRACI MESSIER • **DIRECTOR, CORPORATE COMMUNICATIONS** tmessier@ussoccer.org

JEFF CRANDALL • **SENIOR MANAGER, INTEGRATED COMMUNICATIONS** jcrandall@ussoccer.org

PAOLA REYES • **COORDINATOR, MEDIA OPERATIONS** preyes@ussoccer.org

MICHAEL ALLARDYCE • **SENIOR DIRECTOR, DIGITAL & CONTENT** mallardyce@ussoccer.org

STUART DREW • **DIRECTOR, SOCIAL MEDIA** sdrew@ussoccer.org

LEAH KENNEDY • **DIRECTOR, CONTENT PLANNING & STRATEGY** lkennedy@ussoccer.org

TED BRYANT • **SENIOR MANAGER, USMNT CONTENT** tbryant@ussoccer.org

AMNA SUBHAN • **COORDINATOR, DIGITAL CONTENT** asubhan@ussoccer.org

U.S. SOCCER VIDEO DEPARTMENT

NICK BURTON • **DIRECTOR, CONTENT DISTRIBUTION & NEW MEDIA** nburton@ussoccer.org

JEN BUGLIO • **DIRECTOR, VIDEO PRODUCTION** jbuglio@ussoccer.org

BRAD FOSLER • **SENIOR MANAGER, POST PRODUCTION** bfosler@ussoccer.org

EDWIN HERNANDEZ • **MANAGER, VIDEO PRODUCTION** ehernandez@ussoccer.org

MADLINE CRUMPLER • **SENIOR COORDINATOR, VIDEO PRODUCTION** mcrumpler@ussoccer.org

PATRICK NICHOLS • **COORDINATOR, POST PRODUCTION** pnichols@ussoccer.org

AREAS OF CONTACT

Spokesperson	Newman
President Interviews	Newman
Credential Requests	Reyes
Photo Requests	Burton
Video Footage	Burton
Men's National Team & Interviews	Kammarman
Men's Youth National Teams & Interviews	Kammarman
Women's National Team & Interviews	Heifetz
Women's Youth National Teams & Interviews	Heifetz
Extended Nationals Teams & Interviews	Crandall
Coaching	Crandall
Referees	Crandall
Hall of Fame	Crandall
Lamar Hunt U.S. Open Cup	Newman
Spanish Language	Reyes

SOCIAL MEDIA HANDLES

TWITTER:	FACEBOOK:
@ussoccer	@officialussoccer
@USMNT	@ussoccerENT
@USWNT	
@ussoccer_comms	TIKTOK:
@USYNT	@ussoccer
@ussoccer_ENT	
INSTAGRAM:	
@ussoccer	
@USMNT	
@USWNT	
@ussoccer_ENT	

2025 MEDIA GUIDELINES

Thank you for your coverage of U.S. Soccer and the U.S. National Teams. Please familiarize yourself with the information and policies in this document so that your coverage of the U.S. National Teams is conducted in the most efficient manner possible. These guidelines and policies are enforced by the U.S. Soccer Communications Department. If you have questions about the policies listed here, please do not hesitate to contact U.S. Soccer Communications at media@ussoccer.org.

www.ussoccer.com/media-services/media-guidelines - Applicable to Rights Holders and Non-Rights Holders

GENERAL GUIDELINES

Professional Conduct

Media are expected to follow the guidelines set forth in this document, as well as the instructions of U.S. Soccer staff, stadium employees and security, at the risk of limitation of access or revocation of credentials.

Media credentials are issued with the purpose of providing access to interviews and written, audio and visual accounts of the game as appropriate. **Media members should not use access for autographs, personal photographs or commercial requests.**

Media credentialed for access to shoot photographs and video are expected to use professional equipment to file photographic or video accounts. Use of equipment such as 'point and shoot' style cameras or mobile telephones that are not considered professional equipment will result in access being restricted or rescinded.

Media Services

Press Releases: To be added to the U.S. Soccer media distribution list, please visit www.ussoccer.com/media-services.

Media Guides: To request a current media guide for the U.S. Men's or Women's National Team, please send an email request to communications@ussoccer.org. A digital version of the Men's and Women's National Team's media guides can be found on the Media Guide page in the right-hand navigation column.

Interview Requests: Media requesting interviews with U.S. National Team players, coaches or administrators should make arrangements with the U.S. Soccer Communications Department or the onsite press officer with the respective team. When requesting and conducting interviews, media should identify the organization that they are representing, and provide advance notice if audio or video will be recorded for later distribution. All audio and video interviews are subject to U.S. Soccer's Video Guidelines, which are included in this document.

ussoccer.com: Is the official web site of the U.S. Soccer Federation. All press releases – content that includes a dateline are posted on ussoccer.com, and can be republished by media in their entirety. U.S. Soccer press releases are available in Spanish. Media interested in receiving press releases in Spanish can send an email request to communications@ussoccer.org.

Video: Media are welcome to embed videos that appear on ussoccer.com. Visit youtube.com/ussoccerdotcom and <http://www.ussoccer.com/stories> for the latest U.S. Soccer-produced videos.

Audio, Video Roll & Interviews: U.S. Soccer periodically sends out video and audio media rolls from National Team events for outlets to use free of charge, provided they properly credit video as; Courtesy of U.S. Soccer/Veritone. If you'd like to sign up for the email list that distributes these media rolls, please email communications@ussoccer.org with Media Roll in the subject line.

Twitter: U.S. Soccer provides updates at www.twitter.com/ussoccer that include breaking news and new content posted to ussoccer.com. Media are welcome to re-tweet @ussoccer, @USMNT, @USWNT, @ussoccer_comms, @USYNT, @ussoccer_coach, @ussoccer_ref, and @ussoccer_pnt content, including play-by-play accounts.

Photography Requests

Head Shots: U.S. Soccer maintains head and shoulder portraits of select U.S. National Team players and coaches that can be requested by emailing communications@ussoccer.org or calling 312-808-1300.

Action Photography: For action photos, please contact Annette Shelby at International Sports Images at 650-906-7753 or at annette@isiphotos.com. International Sports Images serves as the photography manager for U.S. Soccer. Media outlets can also search and preview the photography archive at isiphotos.com.

U.S. SOCCER EVENTS

Credentials

Policies: In addition to the policies listed below, please note that only working media will be credentialed and no one under the age of 18 will be issued a credential.

Applications: Media can request credentials for matches online at www.ussoccer.com/media-services/media-credentials. The online application process can be found by clicking on the Media Services link in the footer on the front page of ussoccer.com. Media can also contact U.S. Soccer Communications with questions on the application process directly at communications@ussoccer.org.

Deadlines: The deadline to apply for credentials to U.S. Soccer events is generally two (2) weeks prior to the game. There is no guarantee that late applications will be accepted.

Pickup: U.S. Soccer will distribute credential pickup times prior to each game. Credential pickup times generally coincide with media availabilities. For pickup on the day of the game, Media Will Call at the stadium will open approximately two (2) to three (3) hours before kickoff. Each media member must show identification in order to receive their credential. An individual cannot pick up more than one credential.

Parking Shipping: If you would like single-game parking passes (subject to availability) to be shipped, please provide a UPS or FedEx account number at least two (2) weeks prior to the game. Replacement parking passes cannot be provided if lost in transit.

All Matches Credential Holders: All media provided an All Matches credential must still inform the U.S. Soccer Communications Department of their plans to attend specific matches to ensure a space in the press box. Please do so at least two (2) weeks in advance of a match.

Media Facilities

Media facilities, including the press box and photographers' work area, will open approximately two (2) - three (3) hours before each game.

Press Box: All seats will be assigned. Auxiliary seating arrangements will be made if the capacity of the press box is exceeded.

Photographer Work Room: Where available, a photographer work room will be available at field level.

Internet: Wireless Internet access will be provided to media filing on deadline.

Game Notes & Media Guides: Game notes will be distributed digitally ahead of each game. Media guides will be made available upon request and digital versions are available online at ussoccer.com/about/us-soccer-media-services.

Lineups: Official lineups are made available approximately one (1) hour prior to kickoff. Lineups, which include jersey numbers for each team, will be distributed to the media as quickly as possible.

Media Access / Interviews

There is no pre-game access to U.S. Soccer players and coaches on game days. No "flash" interviews are permitted on the field. All post-game access is available in the press conference and mixed zone.

Press Conference: There will be a formal press conference with the head coach shortly after the final whistle. In the event something changes a member of the U.S. Soccer communications staff will inform the media.

Mixed Zone: Locker rooms are not open to the media at U.S. Soccer events. All post-game interviews will be conducted in a press conference or mixed zone. Players from both teams will typically be available in the mixed zone. The media mixed zone will generally be near the locker rooms.

Print & Online Media

Live Blogging / Commentary: Live blogging of U.S. Soccer events from either the venue or via the television broadcast is subject to our Live Blogging Guidelines. The guidelines are included in Appendix III of this document.

Video: Please notify U.S. Soccer in advance if your coverage includes video recording. Any video footage, including interviews, gathered by print and online media is subject to the U.S. Soccer Video Guidelines. The Video Guidelines are included in Appendix I of this document.

Audio: Please notify U.S. Soccer in advance if your coverage includes audio recording. Any audio, including interviews, gathered by radio, print and online media is subject to the U.S. Soccer Audio Use Guidelines. The guidelines are included in Appendix II of this document.

Radio - Non Rights Holders

Non-rights-holding radio journalists are welcome to conduct pregame and postgame reports from the press box, but NO play-by-play reports are permitted. Radio non-rights-holders will have access to post-match press conference and mixed zones unless otherwise notified. Radio outlets interested in purchasing rights should contact U.S. Soccer at media@ussoccer.org.

Audio: Any audio, including interviews, gathered by radio, print and online media is subject to the U.S. Soccer Audio Use Guidelines. The guidelines are included in Appendix II of this document.

Field Access

Print, online and radio writers and reporters are not permitted on the field at any time. Media members granted field access must have a working purpose. Representatives from the broadcast media who are not filing reports, but would like to attend as an observer, should inform U.S. Soccer of such when making the application.

Still Photographers

Locations: Still photographers are permitted to shoot U.S. Soccer events from behind the field sign boards in either end line. At events where space allows, photographers may also shoot on the sideline opposite the benches between the end line and the 18-yard line. Shooting from the 18-yard line will be allowed on a match-by-match basis depending on space. The attacking direction of the teams is determined by a coin toss. Following the coin toss, photographers must pick one end of the field to shoot for the entire half. The ONLY time photographers may change ends is at halftime. At NO time are photographers allowed on the field of play.

Photo Marshals: U.S. Soccer will use photo marshals to assist on-field media. Photo marshals can assist with providing lineups/rosters, distributing bibs and assist with questions on location and other topics. Photographers are required to follow all instructions of the photo marshals.

Bibs: All still photographers are required to wear a colored bib as provided by U.S. Soccer. The bib is lightweight and designed to be worn outside of outerwear and be visible at all times. Please return the bibs to a photo marshal following the game, or leave them in the press box / photographers' work room.

Pre-Game Photos: Each team's starters will pose for a pre-game photo near the bench area following the national anthems. Photographers should gather in the near-side corners once the teams leave the field after warm-ups. U.S. Soccer will escort the photographers to midfield.

Field Watering: The grounds crew may water the field prior to warm-ups and also prior to kickoff. Please be responsible for your equipment during this time. U.S. Soccer is not responsible for damage to any equipment.

Non-Rights Holder Video (ENG)

Video Footage: All non-rights holders and ENG crews must follow the U.S. Soccer Video Guidelines for all footage gathered at events. The Video Guidelines are included in Appendix I of this document.

TV Reporters: ENG reporters may stay on the field until two (2) hours prior to kickoff to shoot 'scene sets,' and are not allowed on the field again until after the conclusion of the broadcast window. Reporters/anchors will not

be issued a bib. U.S. Soccer will not generally credential non-rights holder producers, editors, or technicians.

Location: ENG cameras are permitted to shoot U.S. Soccer events from behind the field sign boards of either end line. The attacking direction of the teams is determined by a coin toss. Following the coin toss, ENG cameras must pick one end of the field to shoot for the entire half. The **ONLY** time ENG crews may change ends is at halftime. At NO time are any media members allowed on the field of play.

Photo Marshals: U.S. Soccer will use photo marshals to assist on-field media. Photo marshals can assist with providing lineups/rosters, distributing bibs and assist with questions on location and other topics. ENG crews are required to follow all instructions of the photo marshals.

Bibs: All ENG camera operators are required to wear a colored bib as provided by U.S. Soccer. The bib is lightweight and designed to be worn outside of outerwear and be visible at all times. Please return the bibs to a photo marshal following the game, or leave them in the press box / photographers' work room.

Field Watering: The grounds crew may water the field prior to warm-ups and also prior to kickoff. Please be responsible for your equipment during this time. U.S. Soccer is not responsible for damage to any equipment.

Live Newscasts: Please contact U.S. Soccer in advance of the event if you would like to broadcast live pre or post-game as part of a newscast from the stadium.

Social Media

U.S. Soccer will not generally credential media looking to cover a U.S. Soccer event only for social media purposes. This means someone looking to provide coverage of a match for social media sites not limited or restricted to; Facebook, Twitter, Instagram, etc., will be considered for a press credential on a case basis but in most cases will not be accommodated for a press credential.

Social Media Reporting: U.S. Soccer permits credentialed reporters to report on behalf of their media organizations through social media channels or personal accounts. U.S. Soccer permits pictures to be taken from the press box for social media reporting purposes but prohibits the collection of any type of video from the press box. Doing so may result in revocation of press credentials.

APPENDIX I: NON-RIGHTS HOLDER VIDEO GUIDELINES

Video Footage: All rights to match footage including all applicable copyrights belong to U.S. Soccer and its rights holders who broadcast each specific match. U.S. Soccer has two rights holders that will broadcast their Men's National Team and Women's National Team matches in 2024: WBD Sports and Telemundo. If an organization is interested in recording video footage at a U.S. Soccer match for non-news gathering purposes they should contact U.S. Soccer Communications at media@ussoccer.org.

Television Broadcasters

Game Action: Local television affiliates can use footage of U.S. Soccer events obtained either via 1) their own recording or 2) action dubbed from a U.S. Soccer rights holder broadcast with credit only in connection with its regularly scheduled news programming within a week of the game. This footage should not exceed two (2) minutes. Highlights aired as part of a continuous news program should not be longer than one (1) minute per 30-minute segment.

Filming – Game Action: For televised events, local non-rights holders affiliates / ENG cameras may record the first 15 minutes of each half (from 00:00 to 15:00 and 45:00 to 60:00 on the game clock). For non-televised events, non-rights holders / ENG cameras may record the entire game but are still subject to the aforementioned limits. This includes events that are web streamed live online.

Filming – Interviews and Scene Sets: There is no limit to the gathering of footage pre-game, at halftime and post-game. All footage gathered is subject to the usage guidelines indicated in this document.

Filming – In Seating Area: Video cameras looking to shoot in the concourse or seating area must contact U.S. Soccer in advance of the event for approval.

Previews or Advances: In advance of a U.S. Soccer event, television broadcasters can use two (2) minutes of archival game action to preview an upcoming event. In the local/regional markets, broadcasters should

mention the time and location of the game along with their report. Outside of the local markets, broadcasters should mention the time and broadcast information.

Television Broadcasters' Web Sites: Video produced for air as part of regular programming that is simulcast or archived online must be accompanied by a link to ussoccer.com. Content produced exclusively for the Internet is subject to the guidelines for Online Video.

U.S. Soccer Video Dept. Audio and Video Roll: U.S. Soccer periodically sends out video and audio media rolls from National Team events for outlets to use free of charge, provided they properly credit video as; Courtesy of U.S. Soccer/Veritone. If you'd like to sign up for the email list that distributes these media rolls, please email communications@ussoccer.org with "Media Roll" in the subject line.

Online Video

Game Action: Online organizations (including print publications that post video online) are not permitted to film or use game action video at any time. Game action includes any footage of the field, teams, etc., following the beginning of the television broadcast window. Only video of off-field activities (i.e. interviews, training sessions) may be recorded.

Non-Game Video: Any video posted online that is recorded as part of media access is limited to the use of eight (8) minutes per day/activity date. Online video may not incorporate integrated advertising and must be accompanied by links to ussoccer.com.

Professional Presentation: Online video is expected to be recorded, edited and presented in a professional manner. Video must be presented/hosted on an organization's website, and not solely on a site provided by a third-party (i.e. YouTube, Vimeo, Facebook, etc.).

Online Video Sites: Organizations who regularly post video to online video sites (i.e. YouTube, Vimeo, etc.) may not include advertising with video gathered as a result of media access. Allowing users to embed these videos is not permitted, and the description of any video must include a link to ussoccer.com.

APPENDIX II: NON-RIGHTS HOLDER AUDIO GUIDELINES

Radio Broadcasters

Play-by-Play Accounts: Play-by-play accounts are forbidden by non-rights holders at any time.

Non-Game Audio: Any online audio recorded as part of media access is limited to the use of eight (8) minutes per day/activity date. Audio posted on radio broadcaster websites must comply with Online Guidelines below.

Online

Non-Game Audio: Any audio recorded as part of media access is limited to the use of eight (8) minutes per day/activity date. Online audio may not incorporate integrated advertising and must be accompanied by links to ussoccer.com.

APPENDIX III: LIVE WRITTEN UPDATES

All Media

Online or text reports (i.e., live blogs, Twitter, etc.) concerning U.S. Soccer games while they are in progress (“Live Written Updates”) are subject to the following:

- Live updates may not use any audio, video or graphic simulations of U.S. Soccer games.
- Live updates must provide television and radio broadcast information for that U.S. Soccer Game. For example: “Tonight’s U.S. Soccer game is being broadcast live on (name of television/radio station).”
- All live updates must be free of charge to readers.

NOTE: *This policy does not prohibit the posting of the facts of a game (i.e., goals scored, cards given, game score and time remaining).*

